



Barking, Havering and Redbridge University Hospitals NHS Trust

2025 NHS Staff Survey

Breakdown report

Introduction	4
People Promise element and Theme results – Breakdowns 1	5
<u>Acute Medicine and Emergency</u>	<u>6</u>
<u>Cancer & Clinical Support</u>	<u>7</u>
<u>Corporate</u>	<u>8</u>
<u>Geriatrics</u>	<u>9</u>
<u>Medicine</u>	<u>10</u>
<u>Surgery Critical Care & Anaesthetics</u>	<u>11</u>
<u>Womens and Childrens</u>	<u>12</u>

<u>Add Prof Scientific and Technic</u>	14
<u>Additional Clinical Services</u>	15
<u>Administrative and Clerical</u>	16
<u>Allied Health Professionals</u>	17
<u>Healthcare Scientists</u>	18
<u>Medical and Dental</u>	19
<u>Nursing and Midwifery Registered</u>	20

This breakdown report for Barking, Havering and Redbridge University Hospitals NHS Trust contains results by breakdown area for the People Promise element and theme results from the 2025 NHS Staff Survey. These results are compared to the unweighted average for your organisation.

Please note: It is possible that there are differences between the ‘Your org’ scores reported in this breakdown report and those in the benchmark report. This is because the results in the benchmark report are weighted to allow for fair comparisons between organisations of a similar type. However, in this report comparisons are made within your organisation, so the unweighted organisation result is a more appropriate point of comparison.

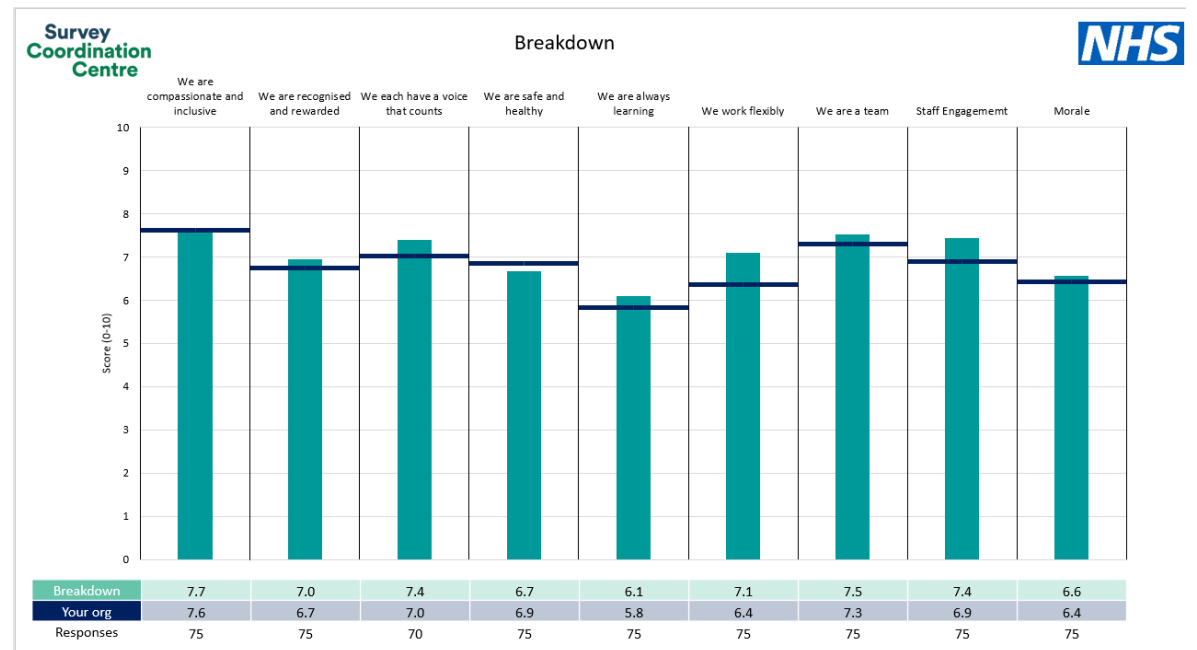
The breakdowns used in this report were provided and defined by Barking, Havering and Redbridge University Hospitals NHS Trust. Details of how the People Promise element and theme scores were calculated are included in the Technical Guide, available to download from the [Staff Survey website](#).

Key features

Breakdown type and **breakdown name** are specified in the header.

Breakdown results are presented in the context of the (unweighted) **organisation average ('Your org')**, so it is easy to tell if a breakdown area is performing better or worse than the organisation average. For all People Promise element and theme results, a higher score is a better result than a lower score.

The **number of responses** feeding into each measure and sub-scores for the **given breakdown** are specified below the table containing the breakdown and trust scores.



! Note: When there are fewer than 10 responses in a group, results are suppressed to protect staff confidentiality. For some organisations this could mean that all breakdown results are suppressed.

Breakdowns 1

Barking, Havering and Redbridge University Hospitals NHS Trust
2025 NHS Staff Survey



We are
compassionate and
inclusive



We are recognised
and rewarded



We each have a voice
that counts



We are safe and
healthy



We are always
learning



We work flexibly



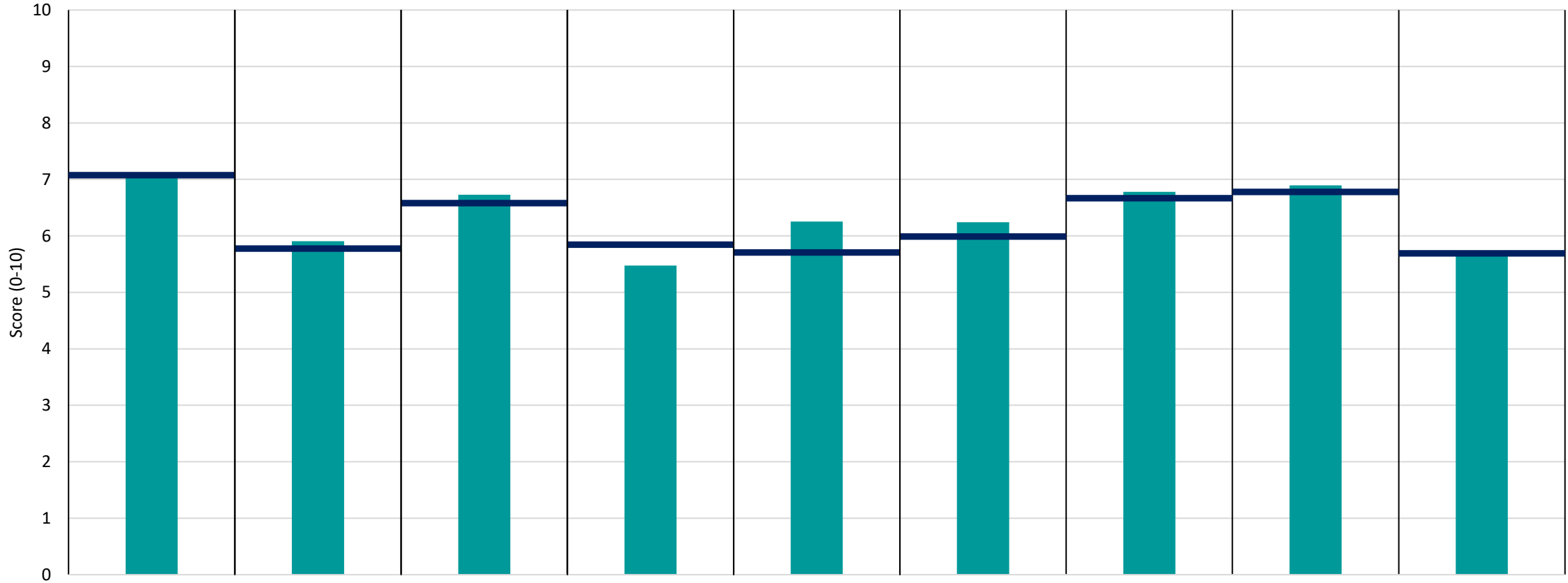
We are a team



Staff Engagement



Morale



Breakdown	7.03	5.90	6.73	5.47	6.25	6.24	6.78	6.89	5.72
Your org	7.08	5.78	6.58	5.84	5.71	5.99	6.67	6.78	5.69
Responses	337	337	330	335	301	335	333	338	338



We are
compassionate and
inclusive



We are recognised
and rewarded



We each have a voice
that counts



We are safe and
healthy



We are always
learning



We work flexibly



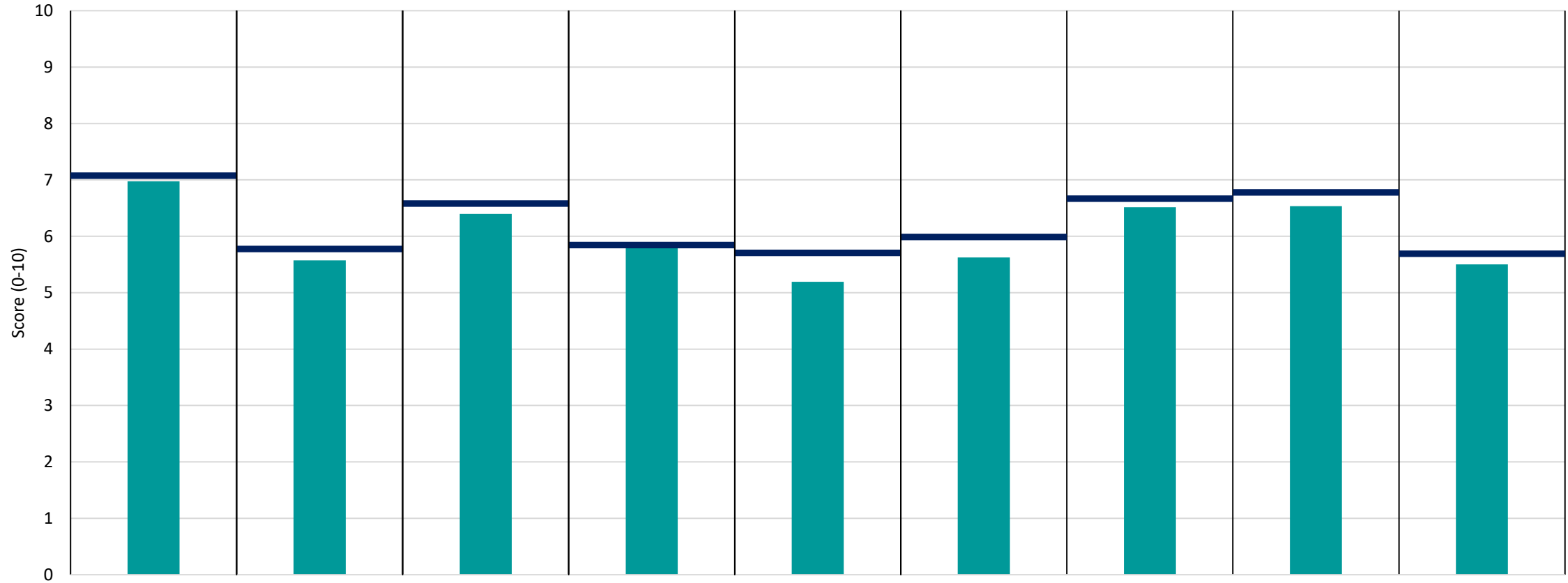
We are a team



Staff Engagement



Morale



Breakdown	6.97	5.57	6.40	5.79	5.20	5.62	6.52	6.53	5.50
Your org	7.08	5.78	6.58	5.84	5.71	5.99	6.67	6.78	5.69
Responses	844	844	836	838	783	840	843	846	846



We are
compassionate and
inclusive



We are recognised
and rewarded



We each have a voice
that counts



We are safe and
healthy



We are always
learning



We work flexibly



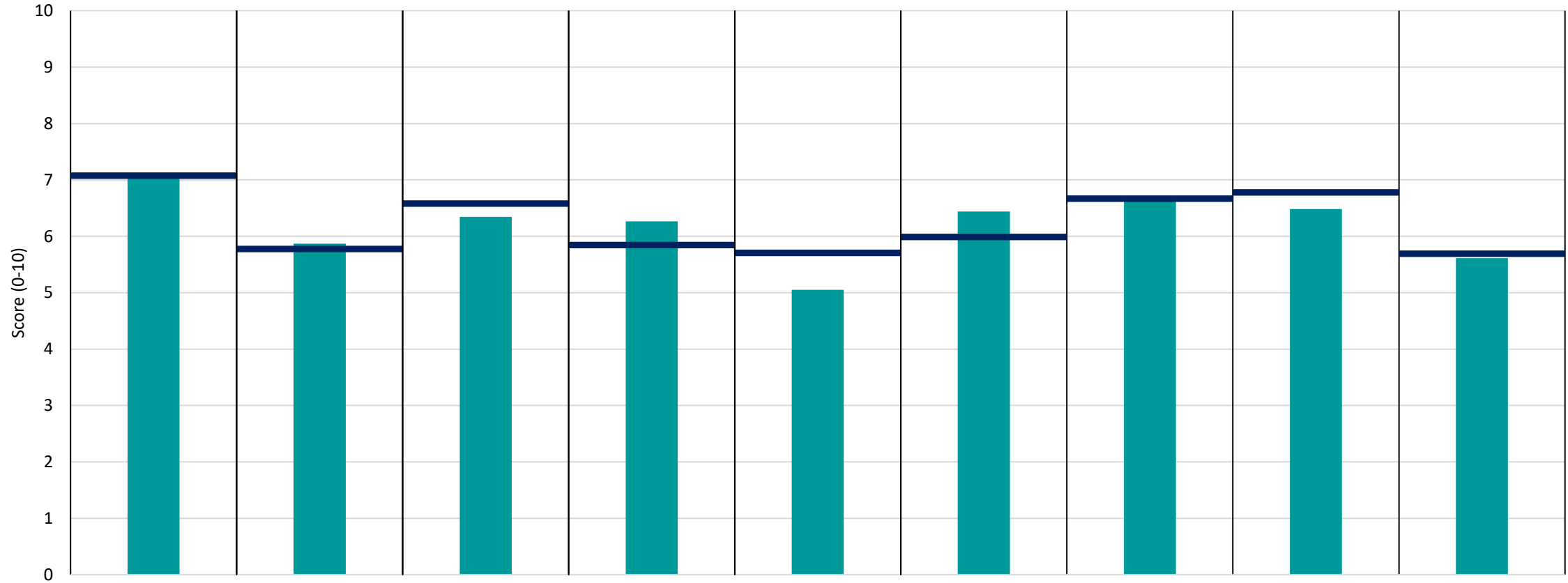
We are a team



Staff Engagement



Morale



Breakdown	7.04	5.87	6.34	6.27	5.05	6.44	6.68	6.48	5.61
Your org	7.08	5.78	6.58	5.84	5.71	5.99	6.67	6.78	5.69
Responses	622	622	618	619	577	620	622	624	625



We are
compassionate and
inclusive



We are recognised
and rewarded



We each have a voice
that counts



We are safe and
healthy



We are always
learning



We work flexibly



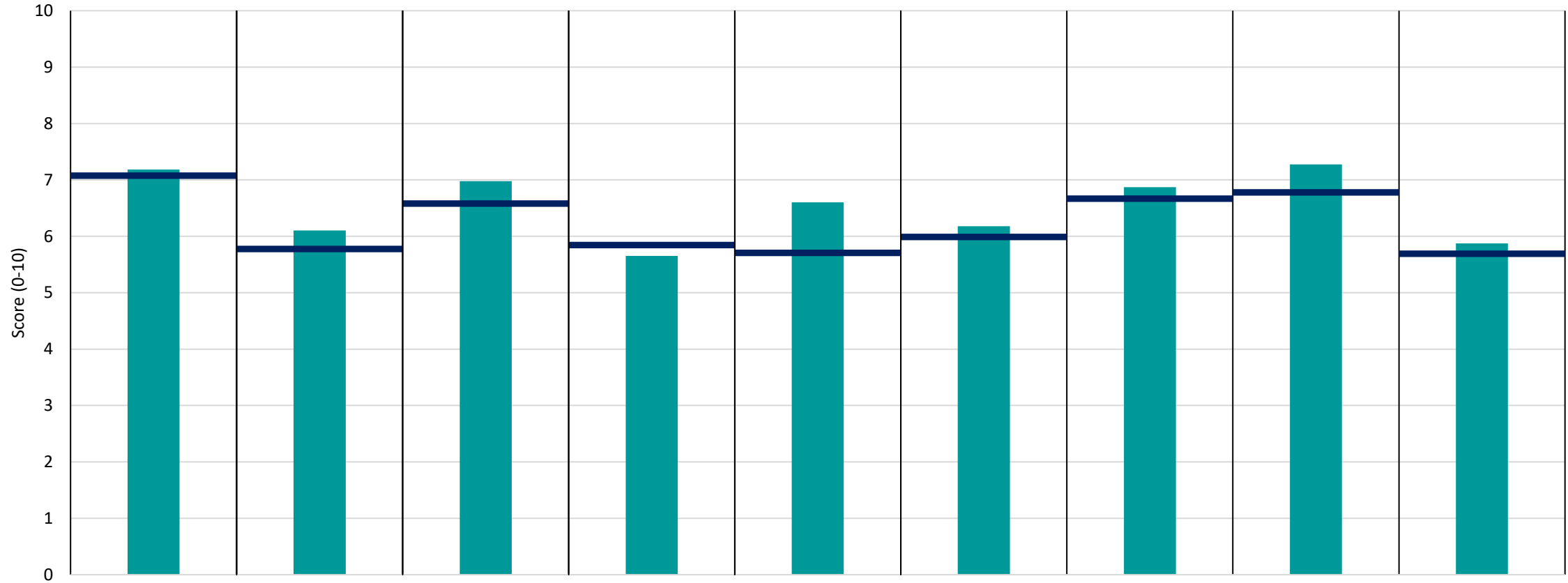
We are a team



Staff Engagement



Morale



Breakdown	7.19	6.10	6.98	5.65	6.60	6.18	6.87	7.28	5.88
Your org	7.08	5.78	6.58	5.84	5.71	5.99	6.67	6.78	5.69
Responses	348	348	348	345	292	342	347	349	349



We are
compassionate and
inclusive



We are recognised
and rewarded



We each have a voice
that counts



We are safe and
healthy



We are always
learning



We work flexibly



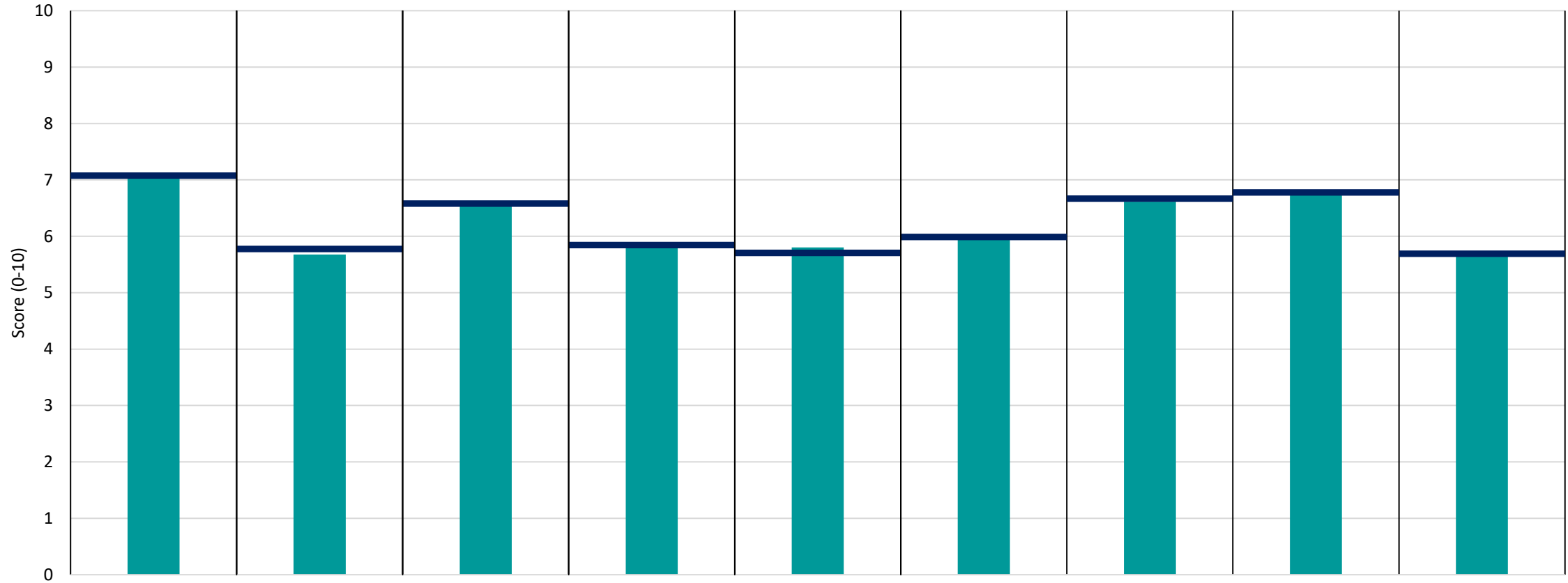
We are a team



Staff Engagement



Morale



Breakdown	7.05	5.68	6.55	5.81	5.80	6.00	6.61	6.80	5.66
Your org	7.08	5.78	6.58	5.84	5.71	5.99	6.67	6.78	5.69
Responses	476	475	472	473	436	474	475	476	477



We are
compassionate and
inclusive



We are recognised
and rewarded



We each have a voice
that counts



We are safe and
healthy



We are always
learning



We work flexibly



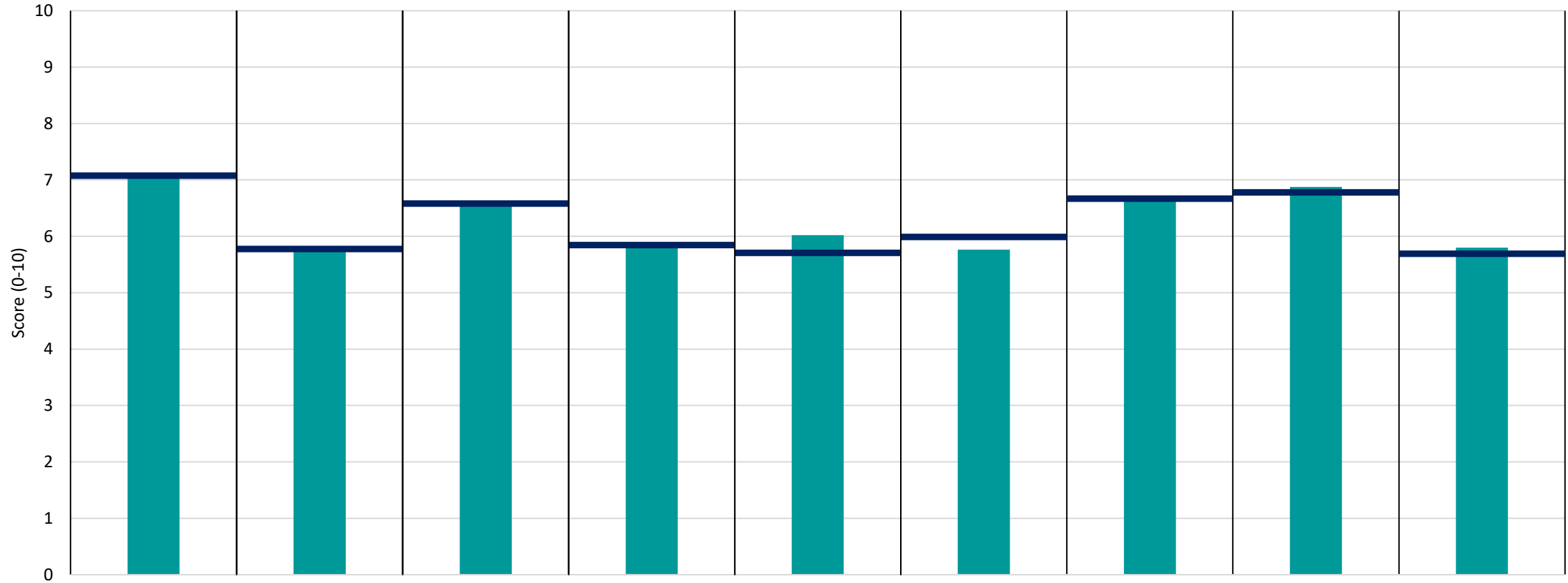
We are a team



Staff Engagement



Morale



Breakdown	7.09	5.73	6.61	5.85	6.02	5.76	6.66	6.87	5.80
Your org	7.08	5.78	6.58	5.84	5.71	5.99	6.67	6.78	5.69
Responses	977	977	965	964	891	967	969	975	977



We are
compassionate and
inclusive



We are recognised
and rewarded



We each have a voice
that counts



We are safe and
healthy



We are always
learning



We work flexibly



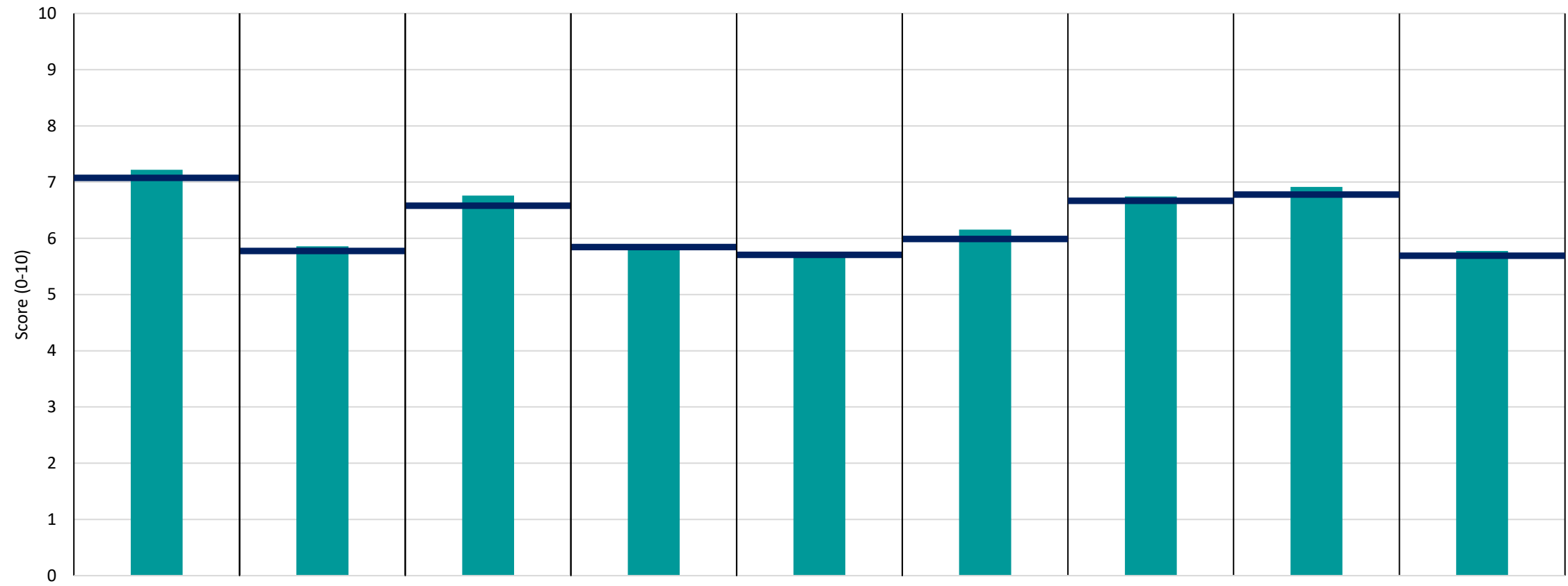
We are a team



Staff Engagement



Morale



Breakdown	7.22	5.86	6.76	5.81	5.76	6.16	6.75	6.92	5.77
Your org	7.08	5.78	6.58	5.84	5.71	5.99	6.67	6.78	5.69
Responses	552	552	549	540	516	549	551	553	552

Breakdowns 2

Barking, Havering and Redbridge University Hospitals NHS Trust
2025 NHS Staff Survey



We are
compassionate and
inclusive



We are recognised
and rewarded



We each have a voice
that counts



We are safe and
healthy



We are always
learning



We work flexibly



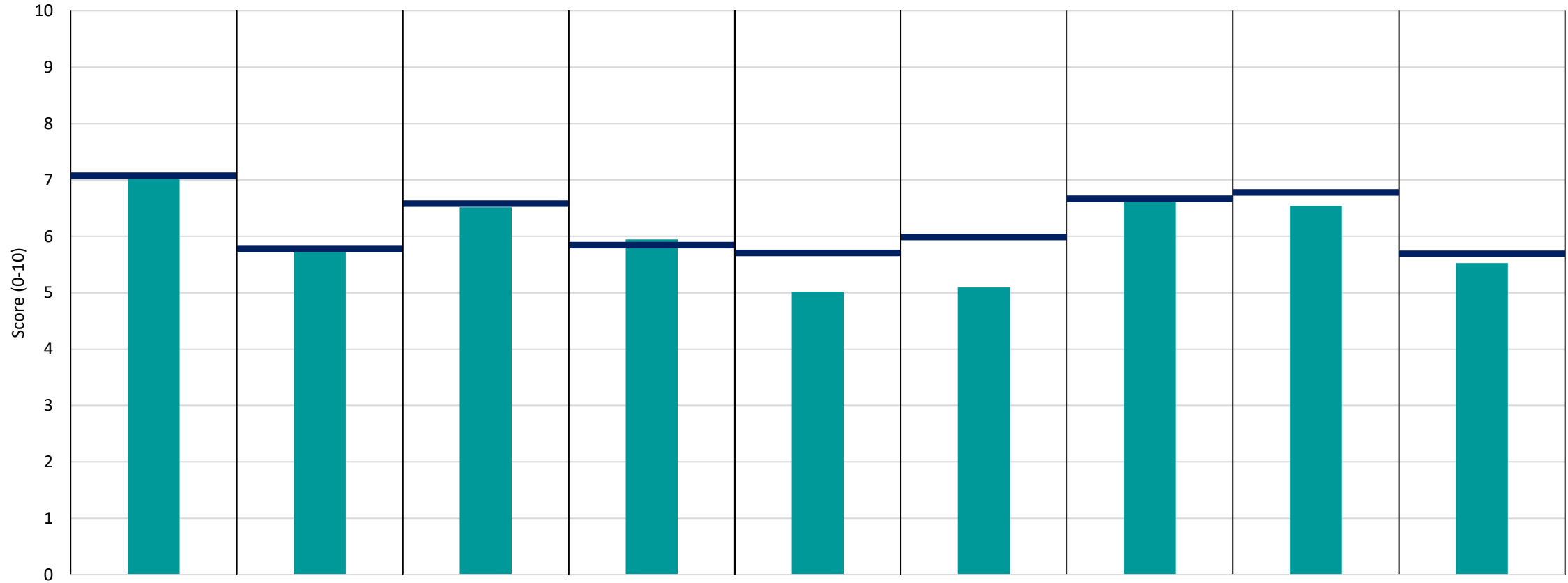
We are a team



Staff Engagement



Morale



Breakdown	7.10	5.77	6.52	5.94	5.02	5.10	6.64	6.54	5.53
Your org	7.08	5.78	6.58	5.84	5.71	5.99	6.67	6.78	5.69
Responses	113	113	112	112	107	113	111	113	113



We are
compassionate and
inclusive



We are recognised
and rewarded



We each have a voice
that counts



We are safe and
healthy



We are always
learning



We work flexibly



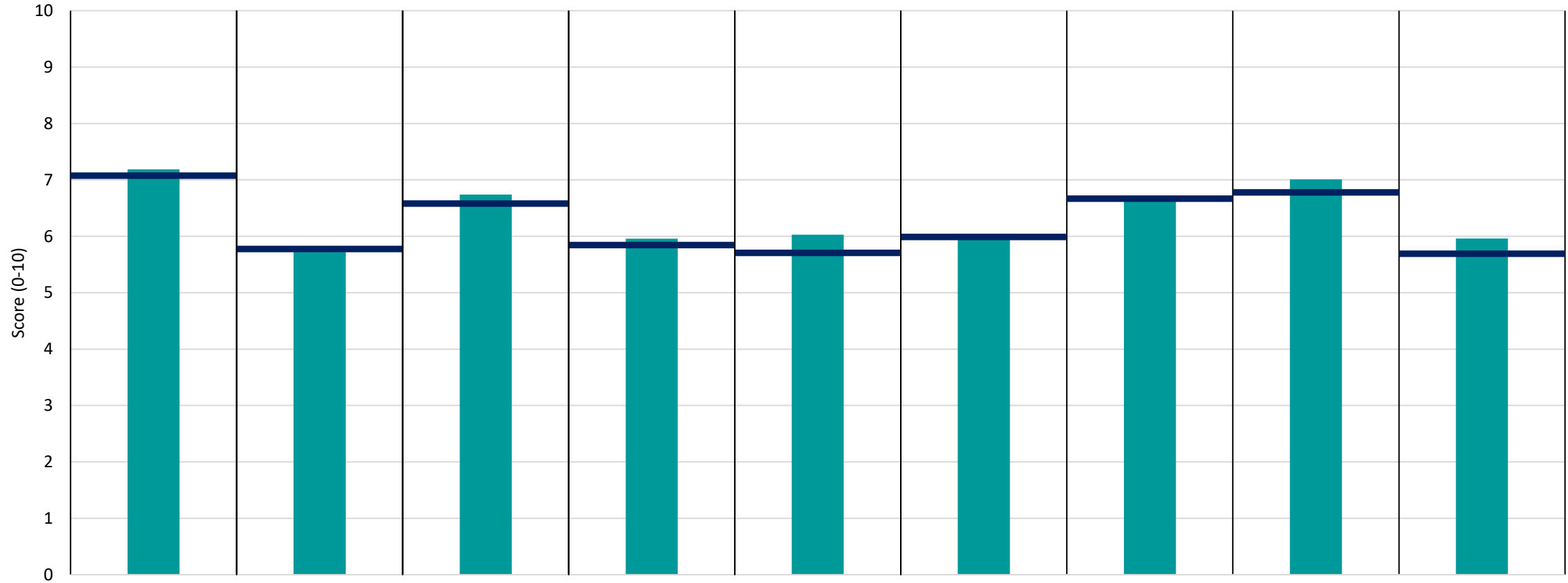
We are a team



Staff Engagement



Morale



Breakdown	7.19	5.79	6.74	5.96	6.03	6.02	6.71	7.01	5.96
Your org	7.08	5.78	6.58	5.84	5.71	5.99	6.67	6.78	5.69
Responses	795	795	784	784	692	783	789	795	798



We are
compassionate and
inclusive



We are recognised
and rewarded



We each have a voice
that counts



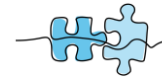
We are safe and
healthy



We are always
learning



We work flexibly



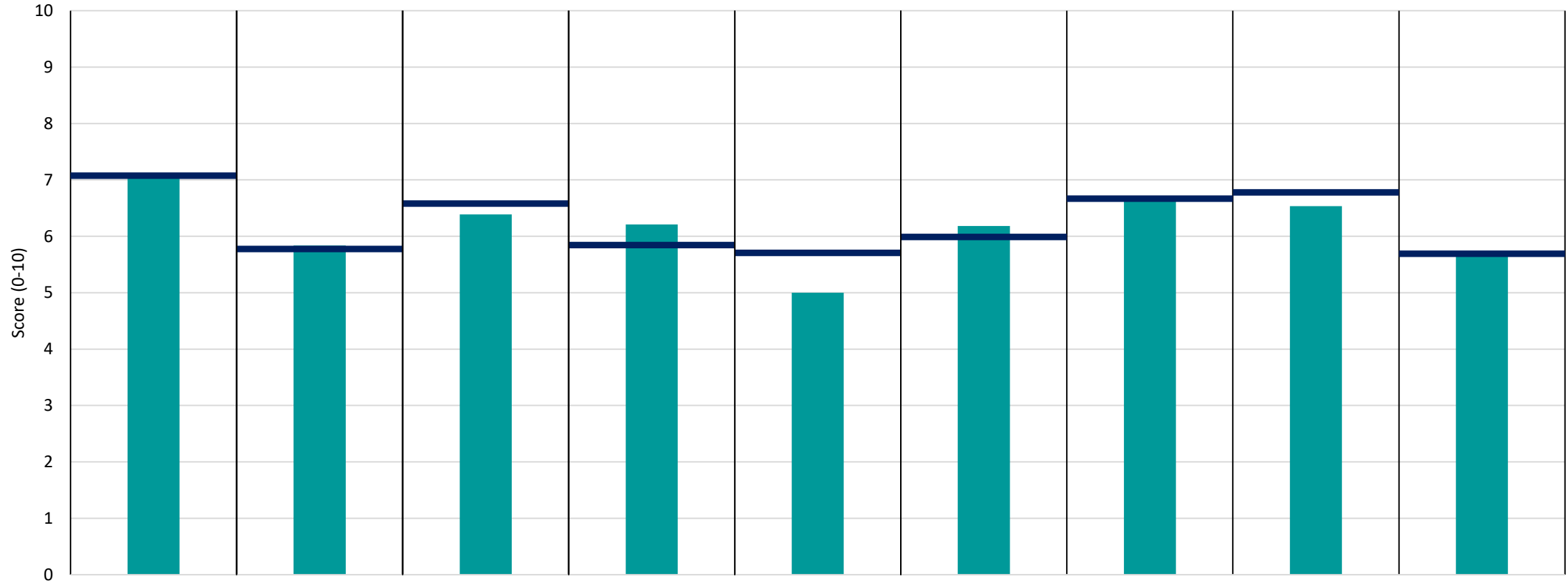
We are a team



Staff Engagement



Morale



Breakdown	7.10	5.84	6.39	6.21	5.00	6.18	6.71	6.54	5.69
Your org	7.08	5.78	6.58	5.84	5.71	5.99	6.67	6.78	5.69
Responses	976	979	966	967	900	973	975	978	979



We are
compassionate and
inclusive



We are recognised
and rewarded



We each have a voice
that counts



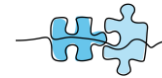
We are safe and
healthy



We are always
learning



We work flexibly



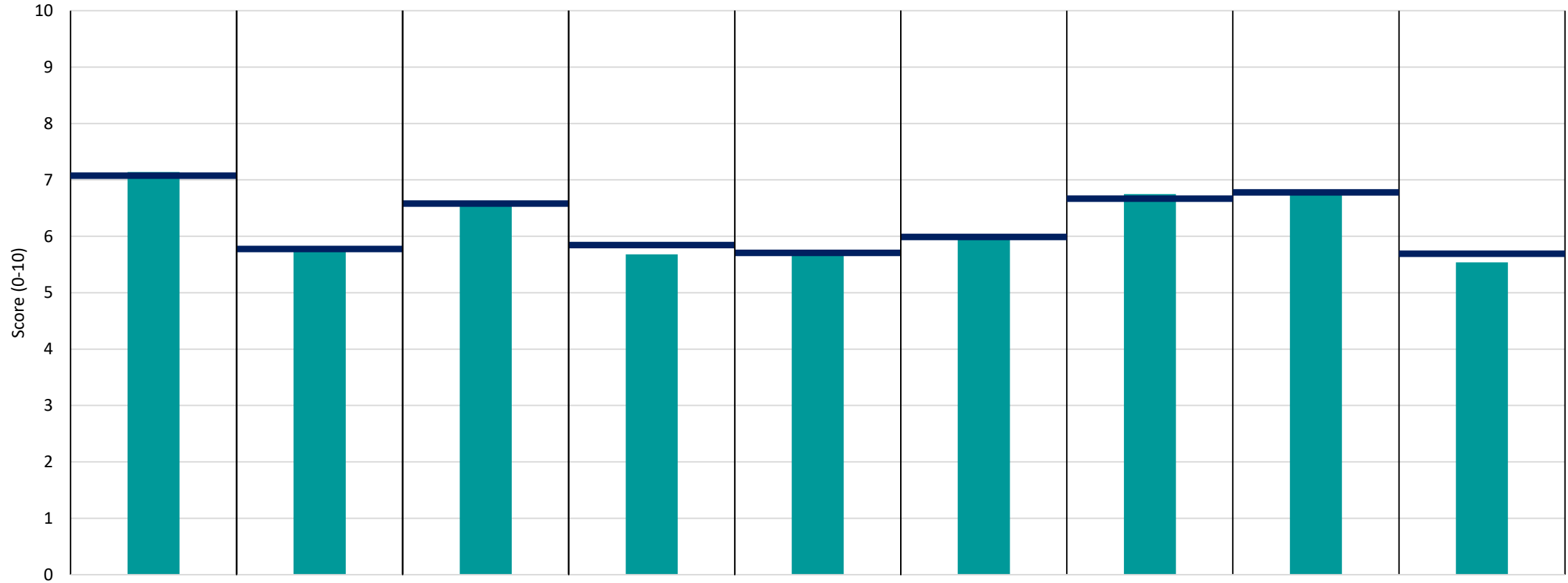
We are a team



Staff Engagement



Morale



Breakdown	7.14	5.77	6.59	5.68	5.72	6.02	6.75	6.76	5.54
Your org	7.08	5.78	6.58	5.84	5.71	5.99	6.67	6.78	5.69
Responses	307	307	304	303	287	306	307	307	307



We are
compassionate and
inclusive



We are recognised
and rewarded



We each have a voice
that counts



We are safe and
healthy



We are always
learning



We work flexibly



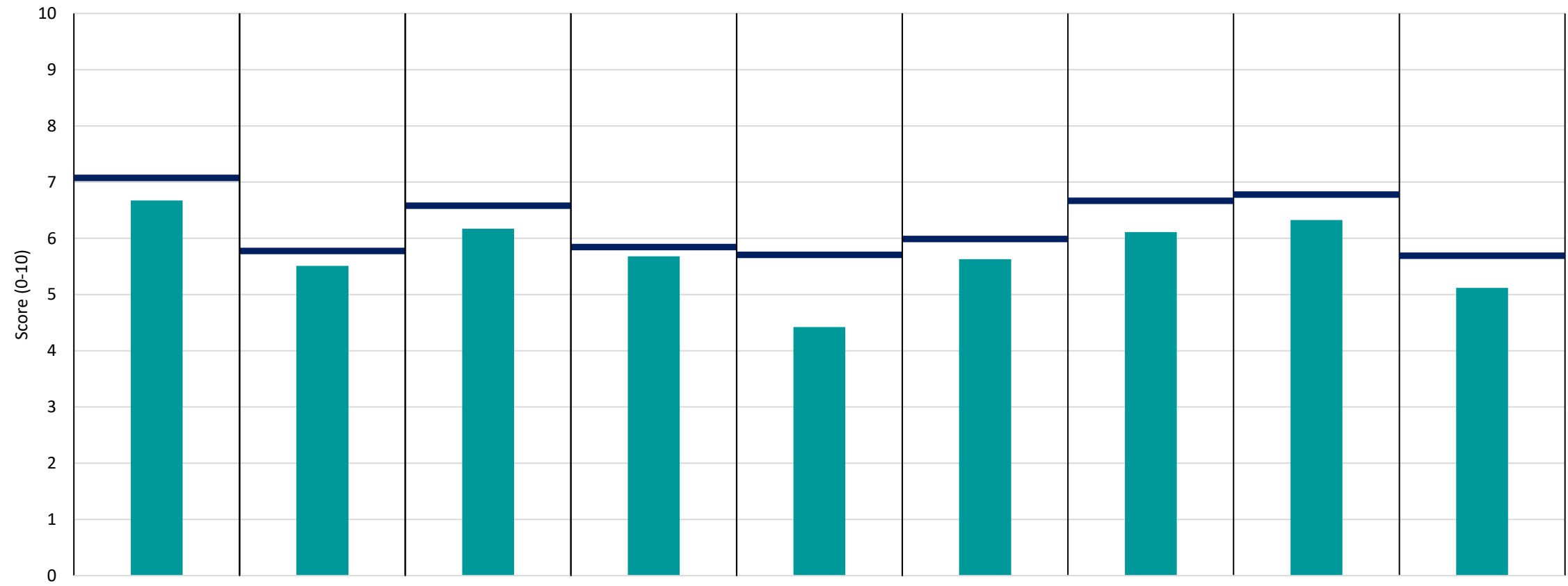
We are a team



Staff Engagement



Morale



Breakdown	6.68	5.51	6.17	5.68	4.42	5.63	6.11	6.32	5.12
Your org	7.08	5.78	6.58	5.84	5.71	5.99	6.67	6.78	5.69
Responses	105	104	105	105	100	104	105	105	105



We are
compassionate and
inclusive



We are recognised
and rewarded



We each have a voice
that counts



We are safe and
healthy



We are always
learning



We work flexibly



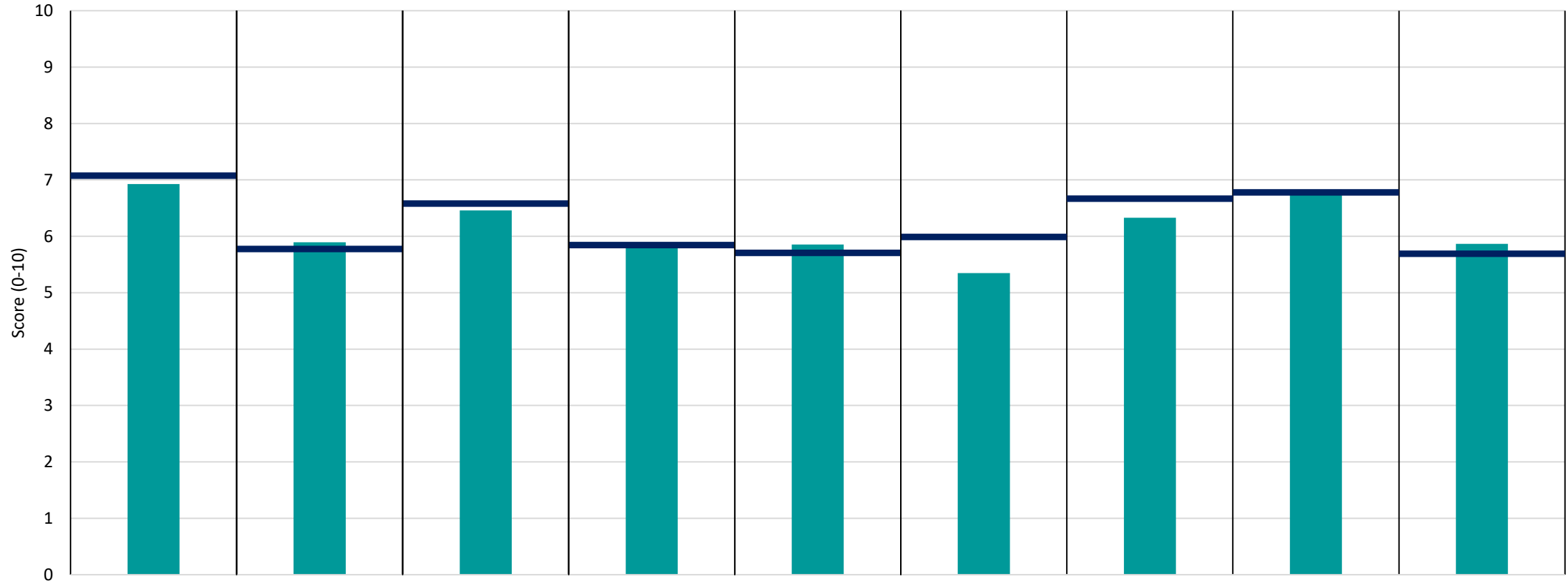
We are a team



Staff Engagement



Morale



Breakdown	6.93	5.89	6.46	5.86	5.85	5.35	6.33	6.83	5.87
Your org	7.08	5.78	6.58	5.84	5.71	5.99	6.67	6.78	5.69
Responses	378	377	375	378	350	377	378	378	378



We are
compassionate and
inclusive



We are recognised
and rewarded



We each have a voice
that counts



We are safe and
healthy



We are always
learning



We work flexibly



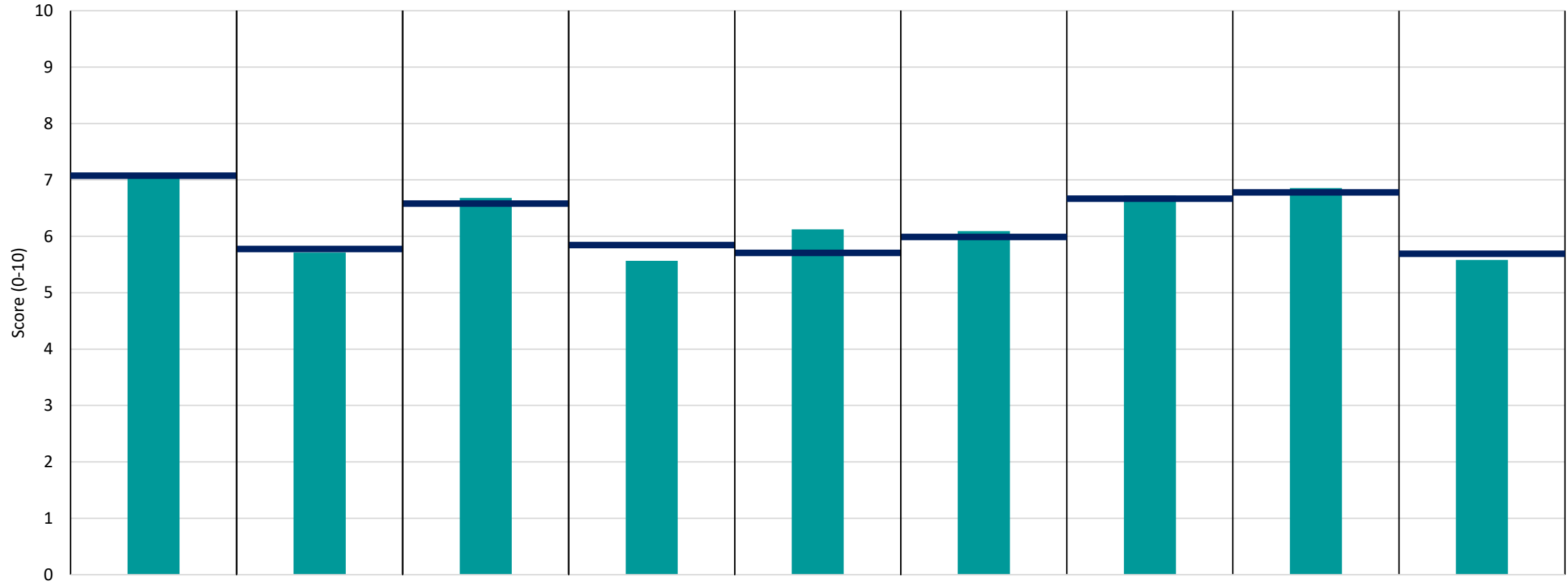
We are a team



Staff Engagement



Morale



Breakdown	7.04	5.71	6.68	5.57	6.13	6.09	6.72	6.85	5.58
Your org	7.08	5.78	6.58	5.84	5.71	5.99	6.67	6.78	5.69
Responses	1473	1472	1464	1457	1352	1463	1466	1476	1475