



Chelsea and Westminster Hospital NHS Foundation Trust

2024 NHS Staff Survey

Breakdown report

Introduction	4
People Promise element and Theme results – Breakdowns 1	5
<u>Clinical Support Division</u>	<u>6</u>
<u>Corporate Division</u>	<u>7</u>
<u>Emergency & Integrated Care Division</u>	<u>8</u>
<u>Enterprise Division</u>	<u>9</u>
<u>Planned Care Division</u>	<u>10</u>
<u>Specialist Care Division</u>	<u>11</u>
<u>West London Childrens Healthcare</u>	<u>12</u>

<u>Administrative and Clerical</u>	14
<u>Allied Health Professionals</u>	15
<u>Medical and Dental</u>	16
<u>Nursing & Midwifery (Qualified)</u>	17
<u>Nursing & Midwifery (Unqualified)</u>	18
<u>Other Additional Clinical Staff</u>	19
<u>Scientific & Technical (Qualified)</u>	20

This breakdown report for Chelsea and Westminster Hospital NHS Foundation Trust contains results by breakdown area for the People Promise element and theme results from the 2024 NHS Staff Survey. These results are compared to the unweighted average for your organisation.

Please note: It is possible that there are differences between the ‘Your org’ scores reported in this breakdown report and those in the benchmark report. This is because the results in the benchmark report are weighted to allow for fair comparisons between organisations of a similar type. However, in this report comparisons are made within your organisation, so the unweighted organisation result is a more appropriate point of comparison.

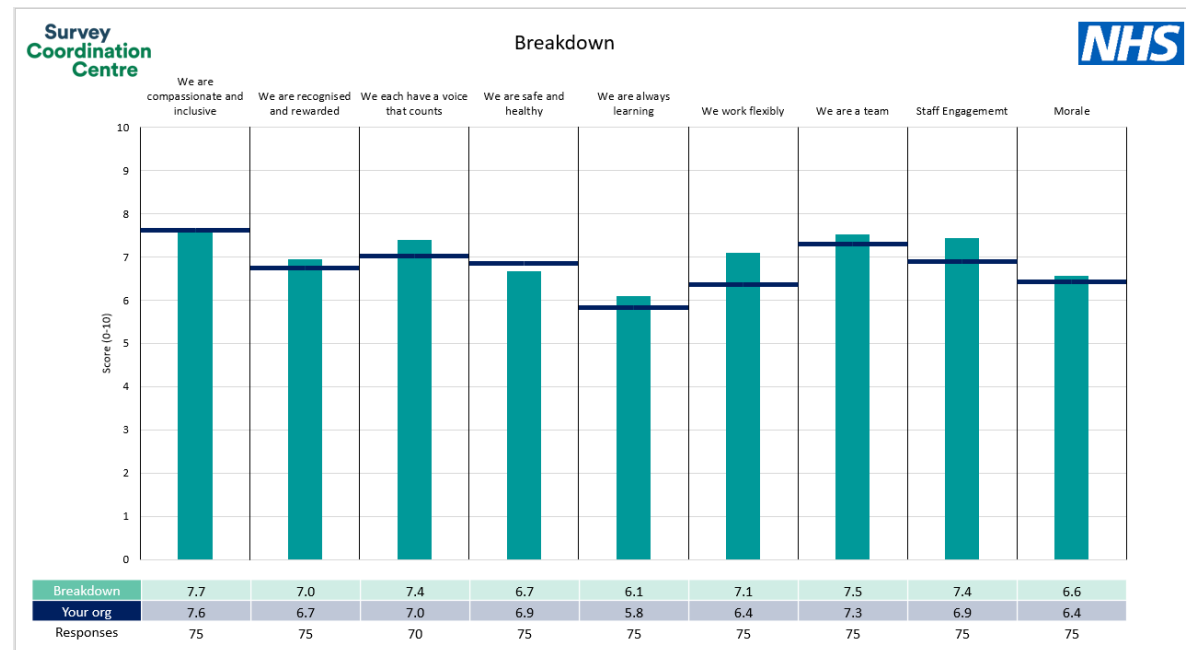
The breakdowns used in this report were provided and defined by Chelsea and Westminster Hospital NHS Foundation Trust. Details of how the People Promise element and theme scores were calculated are included in the Technical Document, available to download from our results website.

Key features

Breakdown type and **breakdown name** are specified in the header.

Breakdown results are presented in the context of the (unweighted) **organisation average ('Your org')**, so it is easy to tell if a breakdown area is performing better or worse than the organisation average. For all People Promise element and theme results, a higher score is a better result than a lower score.

The **number of responses** feeding into each measure and sub-scores for the **given breakdown** are specified below the table containing the breakdown and trust scores.



! Note: When there are fewer than 10 responses in a group, results are suppressed to protect staff confidentiality. For some organisations this could mean that all breakdown results are suppressed.

Breakdowns 1

Chelsea and Westminster Hospital NHS Foundation Trust
2024 NHS Staff Survey



We are
compassionate and
inclusive



We are recognised
and rewarded



We each have a voice
that counts



We are safe and
healthy



We are always
learning



We work flexibly



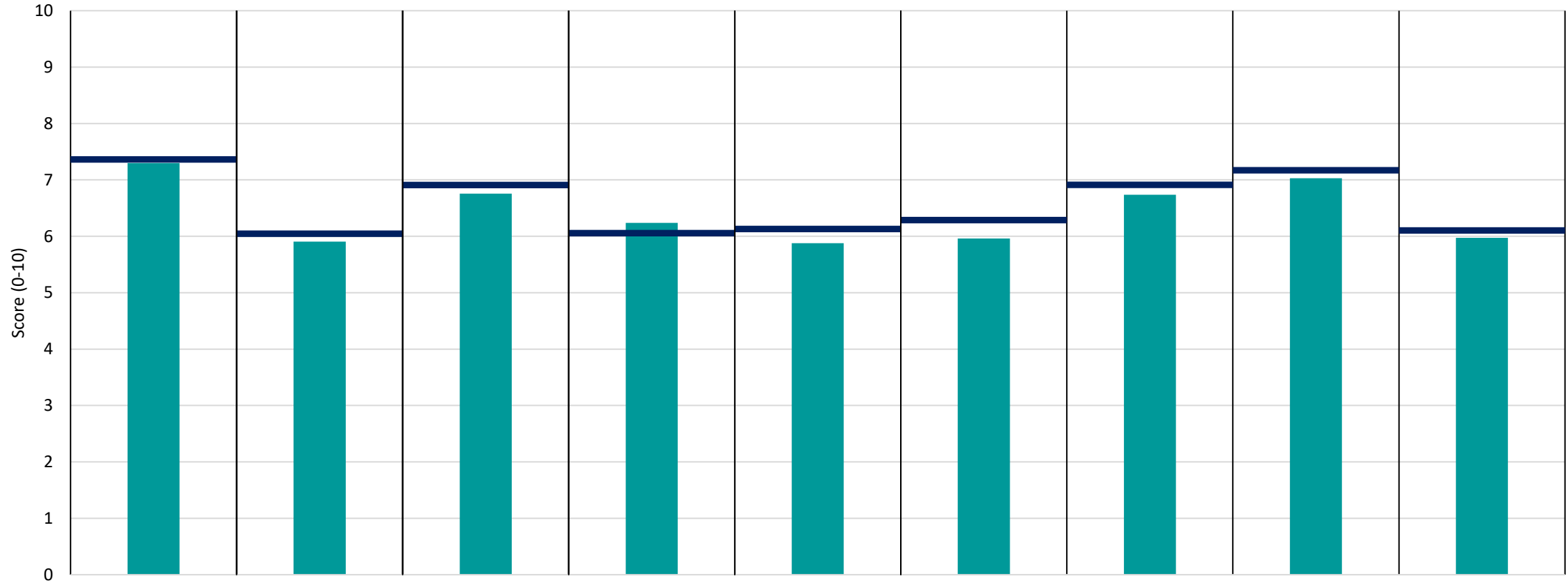
We are a team



Staff Engagement



Morale



Breakdown	7.30	5.91	6.76	6.24	5.88	5.96	6.73	7.03	5.97
Your org	7.36	6.05	6.91	6.06	6.13	6.29	6.91	7.17	6.10
Responses	765	763	752	755	713	758	765	763	764



We are
compassionate and
inclusive



We are recognised
and rewarded



We each have a voice
that counts



We are safe and
healthy



We are always
learning



We work flexibly



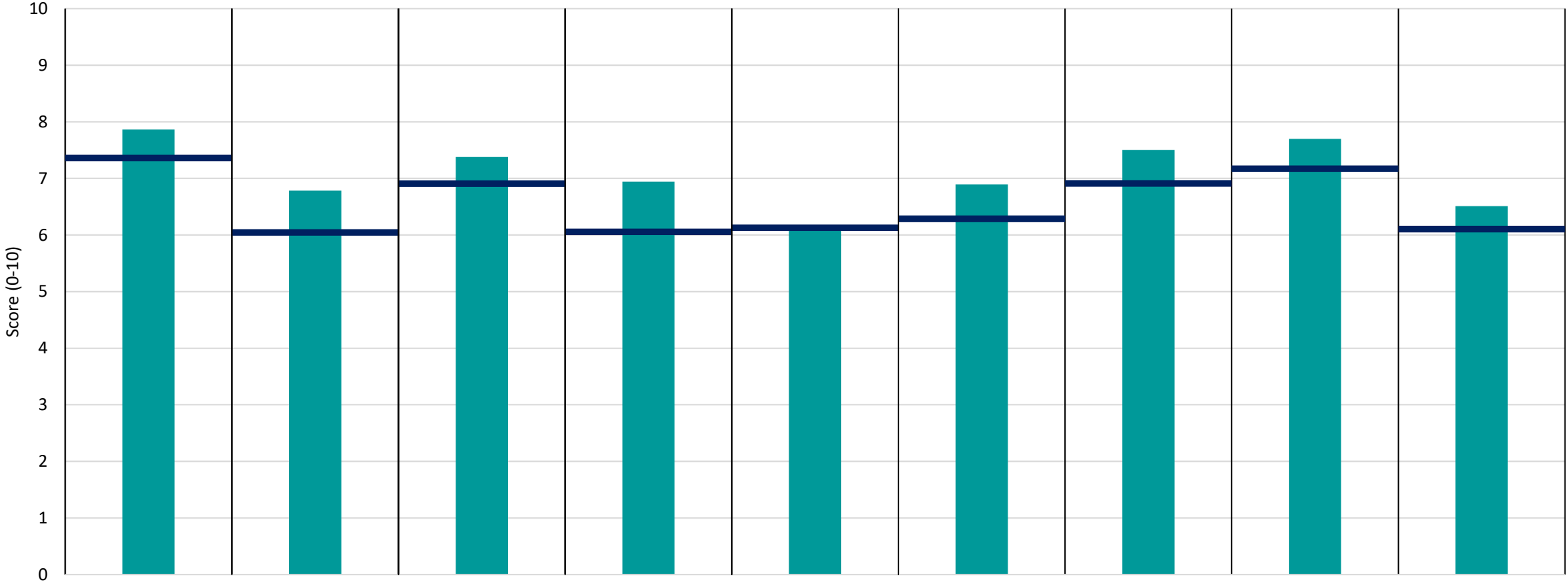
We are a team



Staff Engagement



Morale



Breakdown	7.86	6.78	7.38	6.94	6.16	6.89	7.50	7.70	6.51
Your org	7.36	6.05	6.91	6.06	6.13	6.29	6.91	7.17	6.10
Responses	395	396	386	395	370	394	395	396	396



We are
compassionate and
inclusive



We are recognised
and rewarded



We each have a voice
that counts



We are safe and
healthy



We are always
learning



We work flexibly



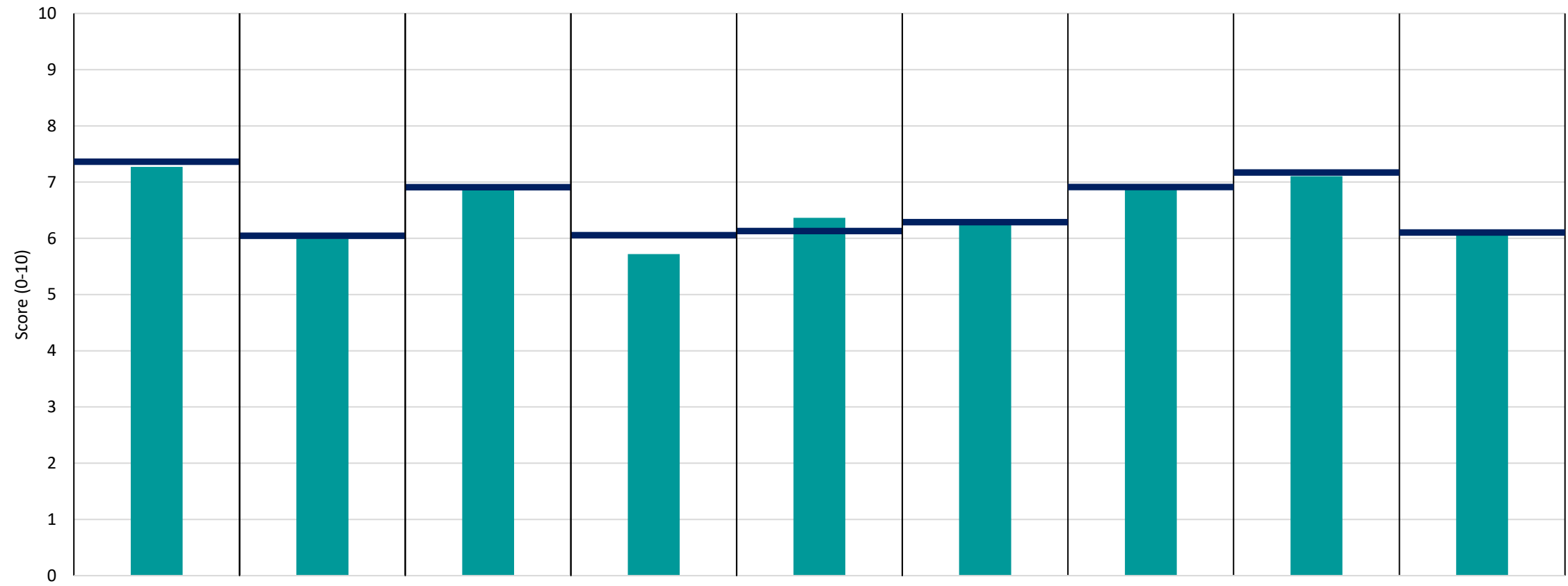
We are a team



Staff Engagement



Morale



Breakdown	7.27	5.99	6.93	5.72	6.37	6.33	6.96	7.11	6.09
Your org	7.36	6.05	6.91	6.06	6.13	6.29	6.91	7.17	6.10
Responses	1023	1022	1010	1005	935	1010	1022	1021	1023



We are
compassionate and
inclusive



We are recognised
and rewarded



We each have a voice
that counts



We are safe and
healthy



We are always
learning



We work flexibly



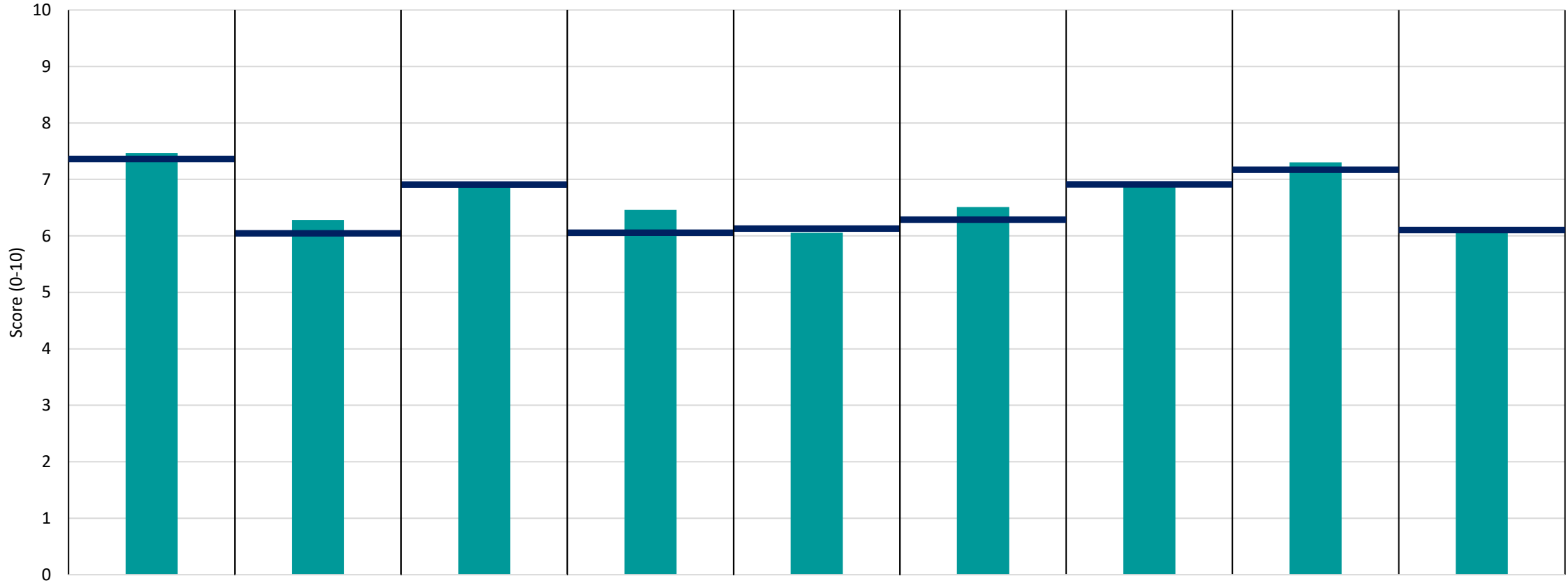
We are a team



Staff Engagement



Morale



Breakdown	7.47	6.28	6.96	6.46	6.06	6.51	6.94	7.30	6.13
Your org	7.36	6.05	6.91	6.06	6.13	6.29	6.91	7.17	6.10
Responses	154	153	153	154	146	152	151	154	154



We are
compassionate and
inclusive



We are recognised
and rewarded



We each have a voice
that counts



We are safe and
healthy



We are always
learning



We work flexibly



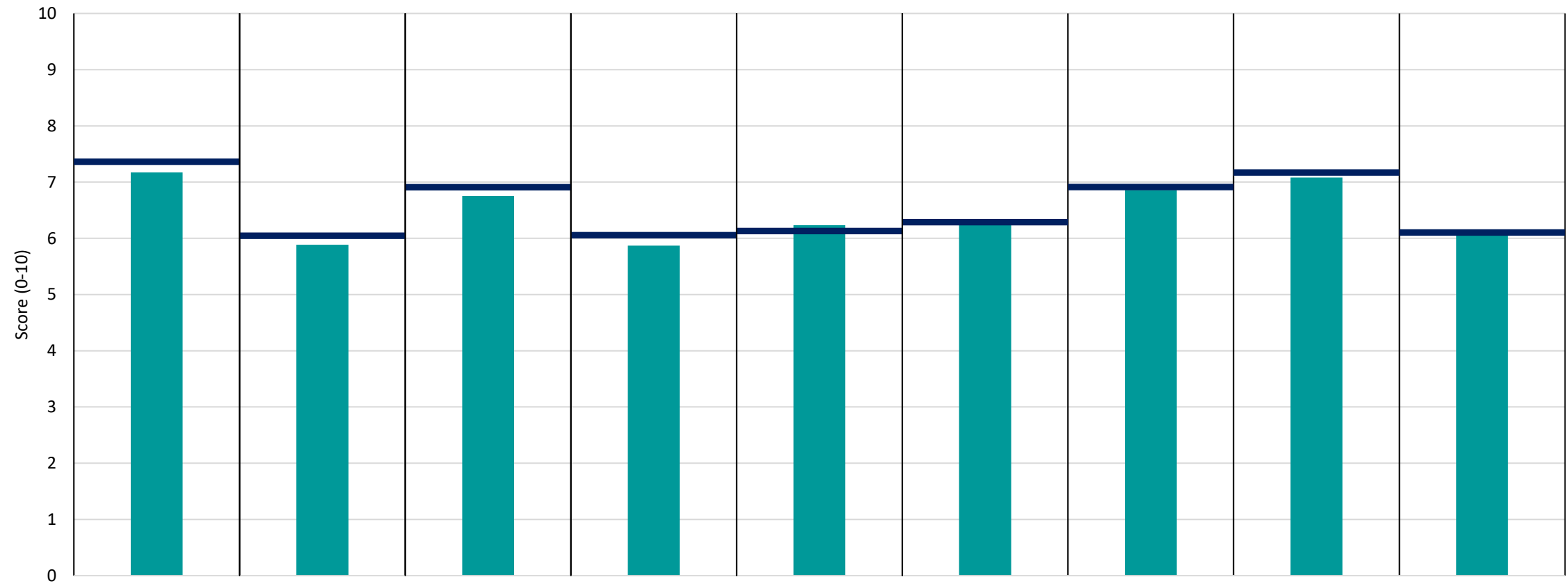
We are a team



Staff Engagement



Morale



Breakdown	7.17	5.89	6.75	5.87	6.23	6.28	6.86	7.08	6.08
Your org	7.36	6.05	6.91	6.06	6.13	6.29	6.91	7.17	6.10
Responses	631	632	622	623	592	630	629	629	632



We are
compassionate and
inclusive



We are recognised
and rewarded



We each have a voice
that counts



We are safe and
healthy



We are always
learning



We work flexibly



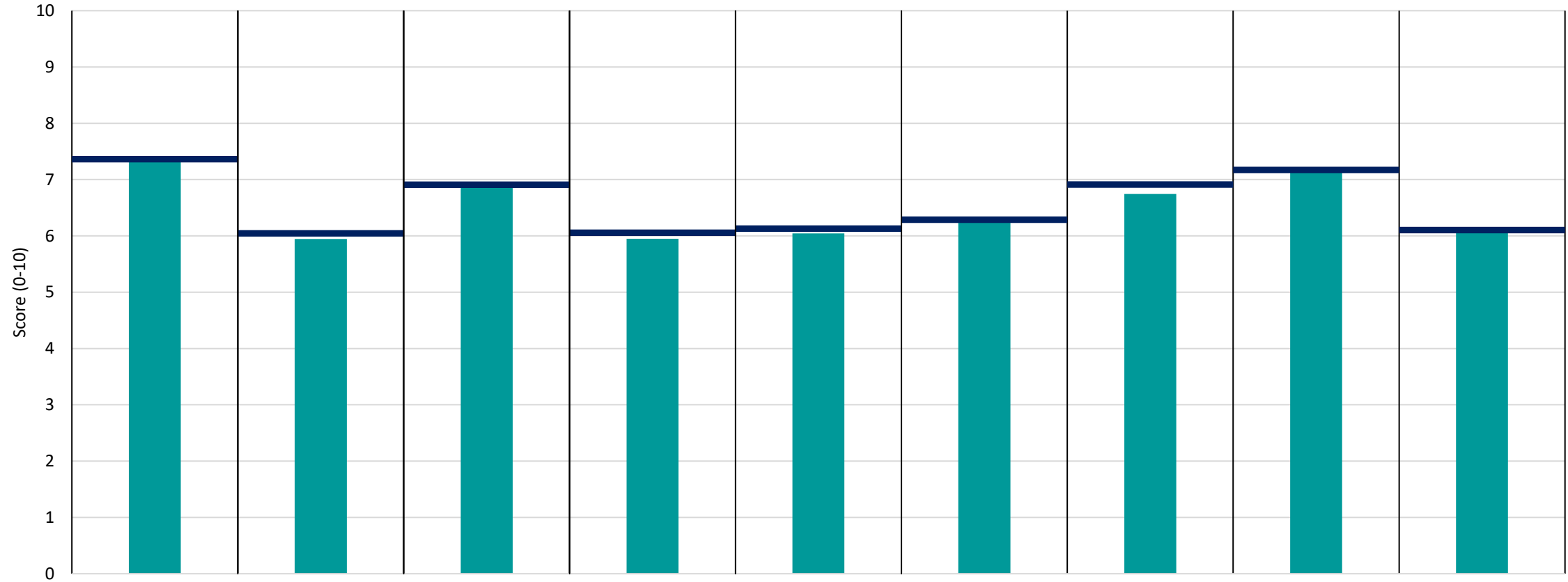
We are a team



Staff Engagement



Morale



Breakdown	7.40	5.95	6.91	5.95	6.05	6.25	6.75	7.17	6.08
Your org	7.36	6.05	6.91	6.06	6.13	6.29	6.91	7.17	6.10
Responses	744	746	741	737	711	742	742	749	748



We are
compassionate and
inclusive



We are recognised
and rewarded



We each have a voice
that counts



We are safe and
healthy



We are always
learning



We work flexibly



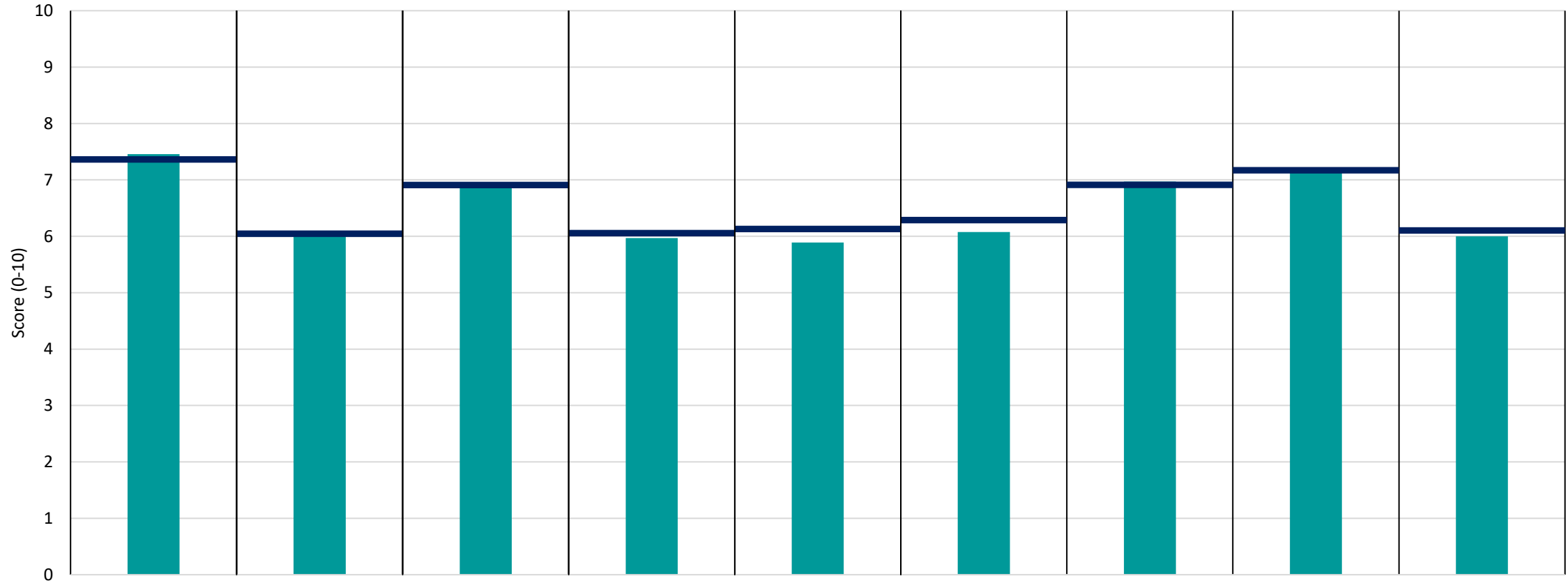
We are a team



Staff Engagement



Morale



Breakdown	7.46	6.09	6.91	5.97	5.89	6.08	6.97	7.19	6.00
Your org	7.36	6.05	6.91	6.06	6.13	6.29	6.91	7.17	6.10
Responses	179	180	178	177	171	177	180	179	180

Breakdowns 2

Chelsea and Westminster Hospital NHS Foundation Trust
2024 NHS Staff Survey



We are
compassionate and
inclusive



We are recognised
and rewarded



We each have a voice
that counts



We are safe and
healthy



We are always
learning



We work flexibly



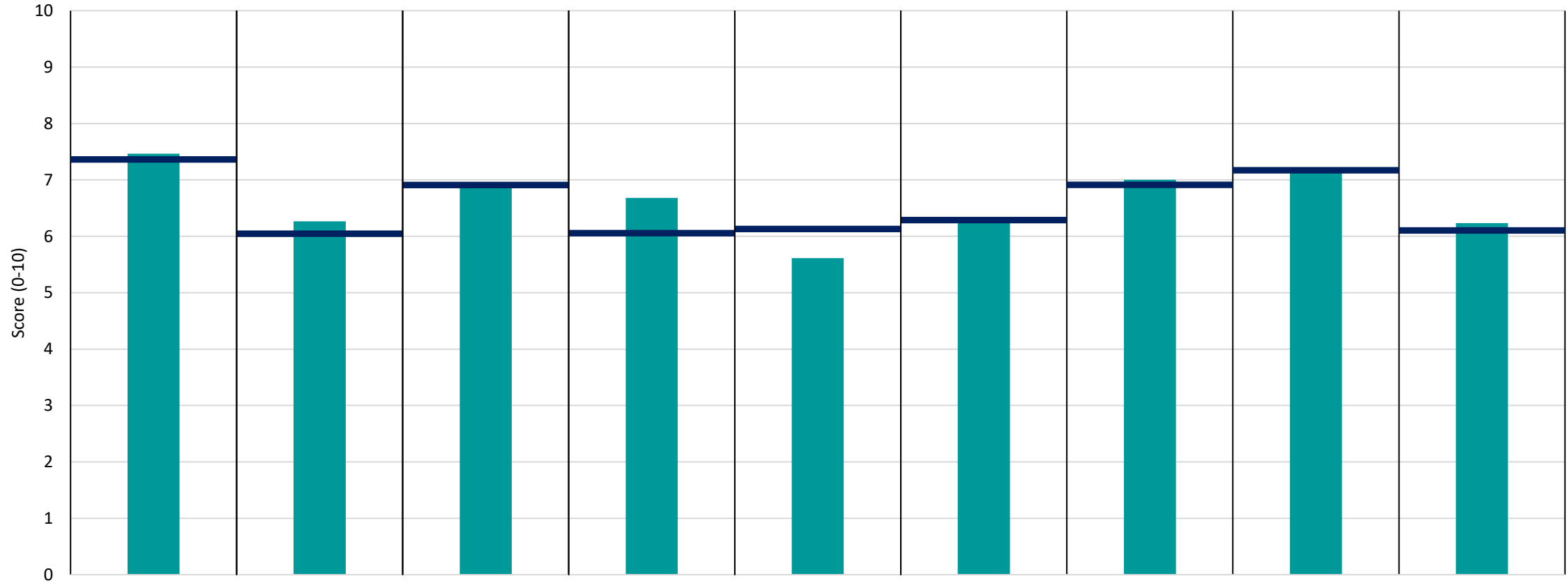
We are a team



Staff Engagement



Morale



Breakdown	7.46	6.27	6.93	6.68	5.61	6.34	7.00	7.22	6.24
Your org	7.36	6.05	6.91	6.06	6.13	6.29	6.91	7.17	6.10
Responses	802	801	784	798	737	797	801	804	804



We are
compassionate and
inclusive



We are recognised
and rewarded



We each have a voice
that counts




We are safe and
healthy



We are always
learning



We work flexibly



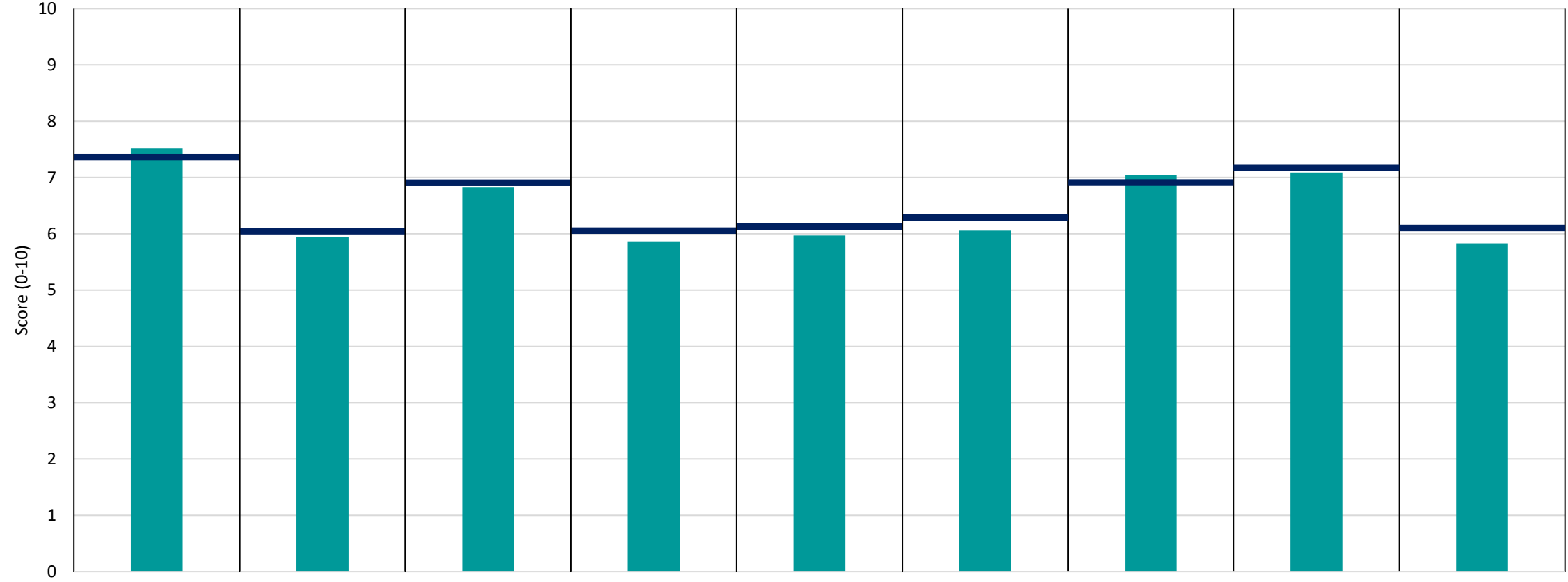
We are a team



Staff Engagement



Morale



Breakdown	7.52	5.94	6.82	5.87	5.97	6.06	7.04	7.09	5.83
Your org	7.36	6.05	6.91	6.06	6.13	6.29	6.91	7.17	6.10
Responses	209	209	205	205	199	206	209	208	209



We are
compassionate and
inclusive



We are recognised
and rewarded



We each have a voice
that counts



We are safe and
healthy



We are always
learning



We work flexibly



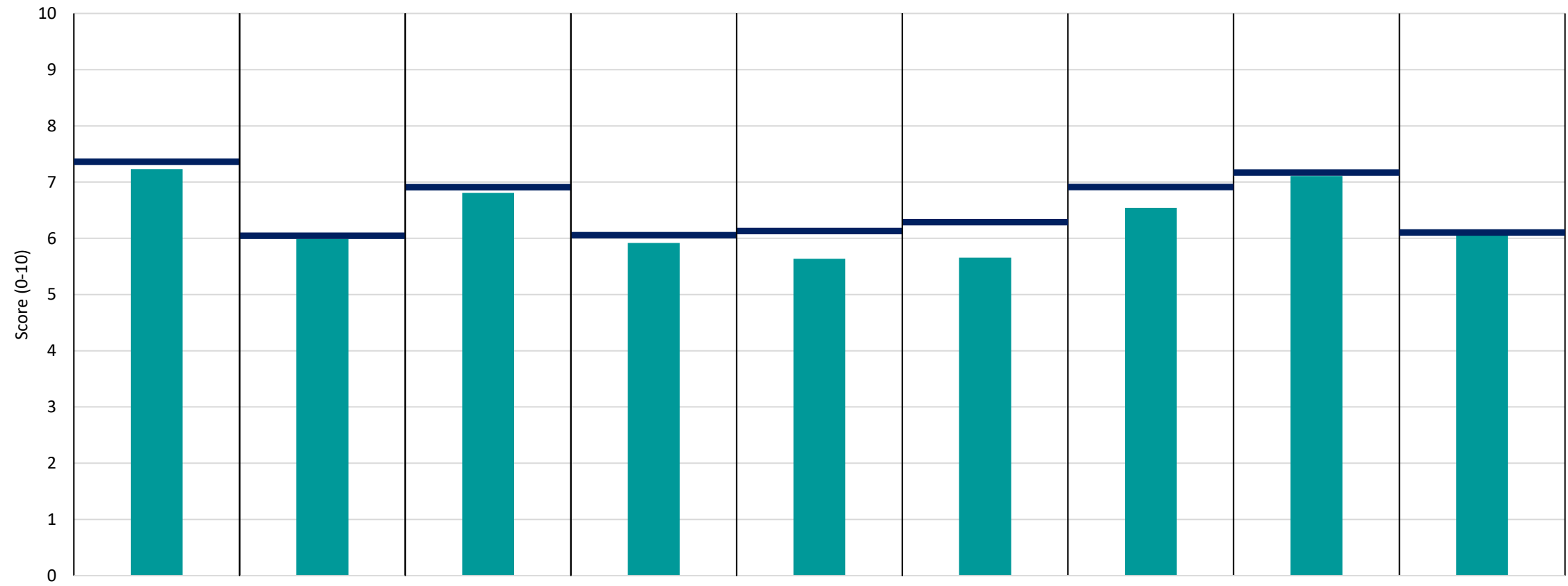
We are a team



Staff Engagement



Morale



Breakdown	7.23	5.99	6.81	5.92	5.64	5.66	6.54	7.11	6.11
Your org	7.36	6.05	6.91	6.06	6.13	6.29	6.91	7.17	6.10
Responses	492	492	489	491	476	490	492	492	492



We are
compassionate and
inclusive



We are recognised
and rewarded



We each have a voice
that counts



We are safe and
healthy



We are always
learning



We work flexibly



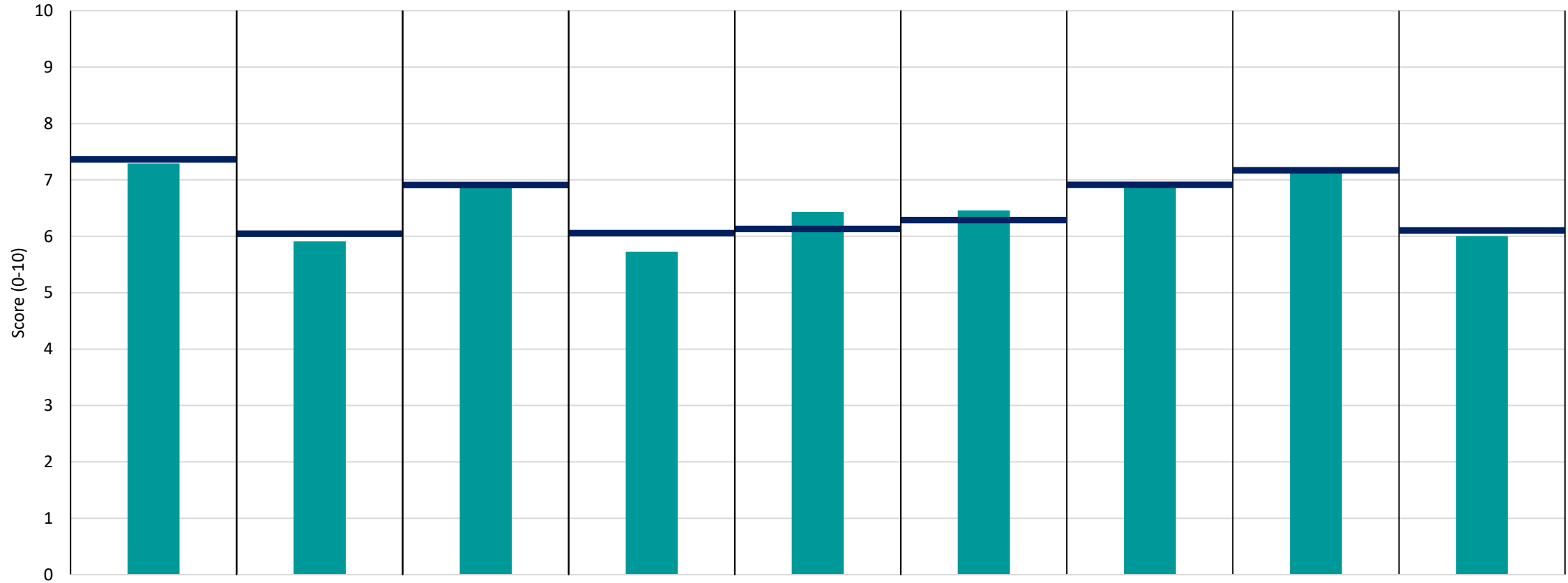
We are a team



Staff Engagement



Morale



Breakdown	7.29	5.91	6.95	5.73	6.43	6.46	6.93	7.15	6.00
Your org	7.36	6.05	6.91	6.06	6.13	6.29	6.91	7.17	6.10
Responses	1649	1650	1636	1631	1558	1642	1642	1650	1652



We are
compassionate and
inclusive



We are recognised
and rewarded



We each have a voice
that counts



We are safe and
healthy



We are always
learning



We work flexibly



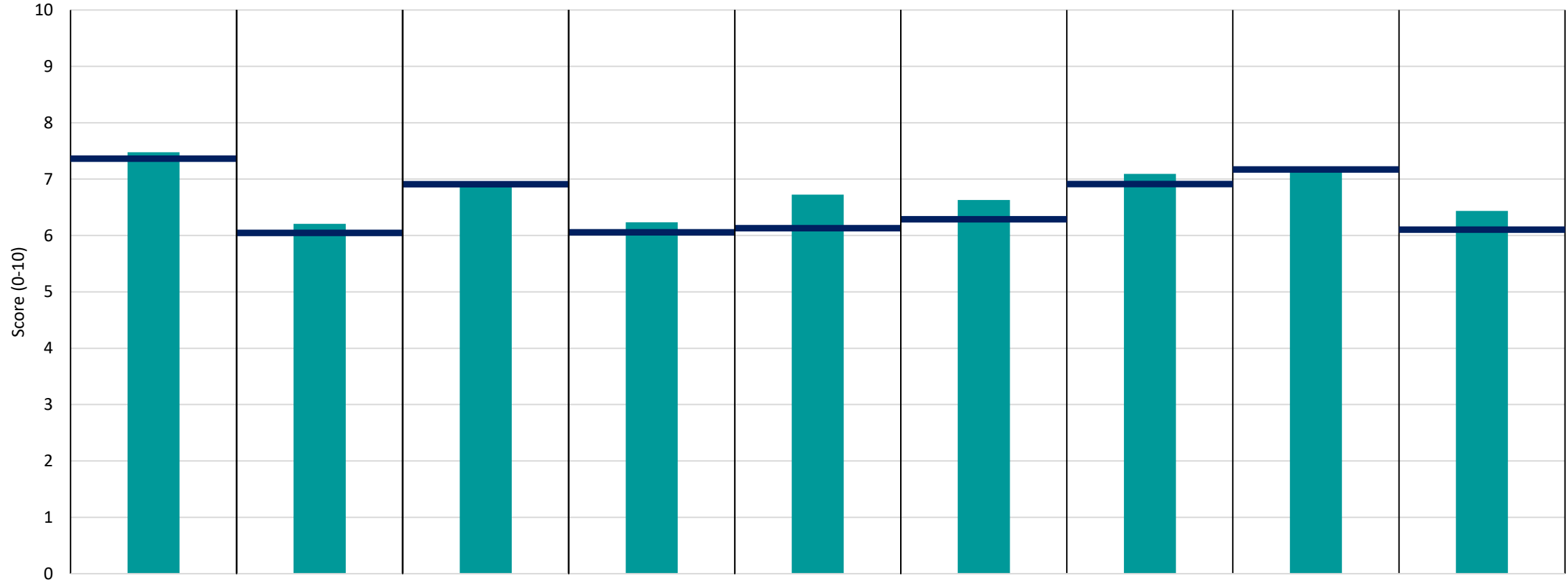
We are a team



Staff Engagement



Morale



Breakdown	7.48	6.21	6.90	6.24	6.73	6.63	7.09	7.21	6.44
Your org	7.36	6.05	6.91	6.06	6.13	6.29	6.91	7.17	6.10
Responses	439	439	430	426	388	429	439	437	440



We are
compassionate and
inclusive



We are recognised
and rewarded



We each have a voice
that counts



We are safe and
healthy



We are always
learning



We work flexibly



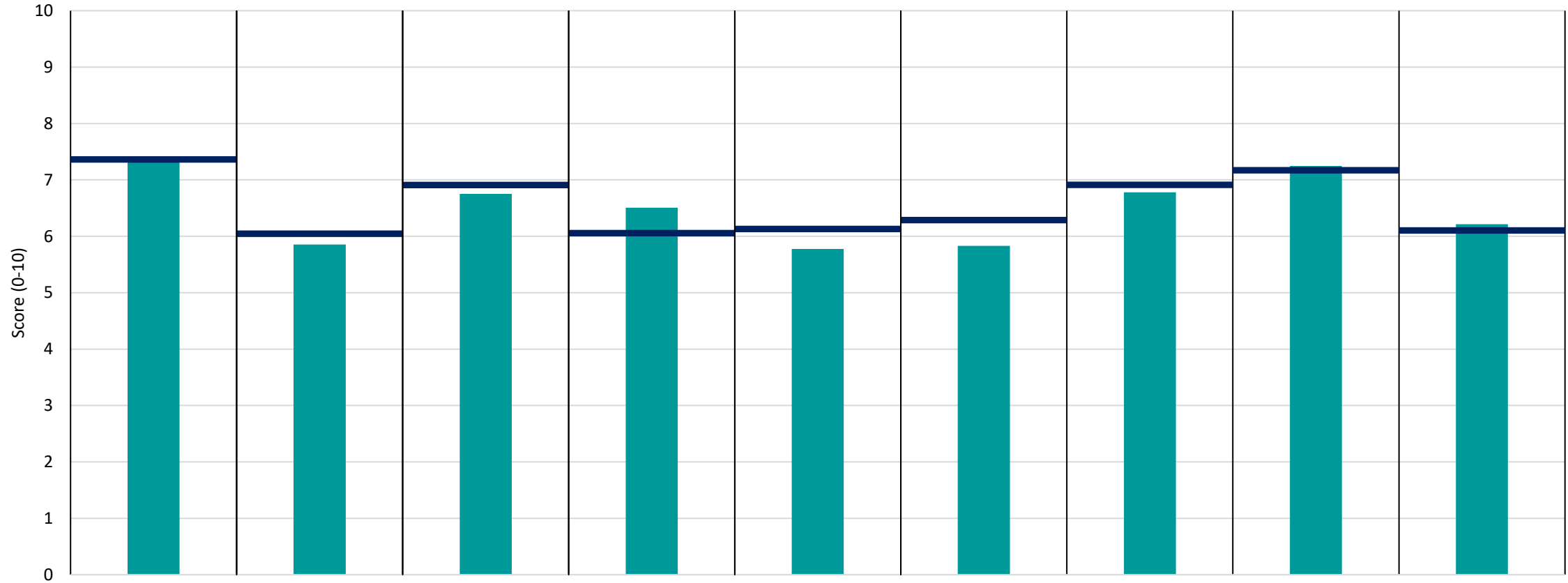
We are a team



Staff Engagement



Morale



Breakdown	7.32	5.85	6.75	6.51	5.78	5.83	6.78	7.25	6.21
Your org	7.36	6.05	6.91	6.06	6.13	6.29	6.91	7.17	6.10
Responses	104	105	103	102	94	104	105	105	105



We are
compassionate and
inclusive



We are recognised
and rewarded



We each have a voice
that counts



We are safe and
healthy



We are always
learning



We work flexibly



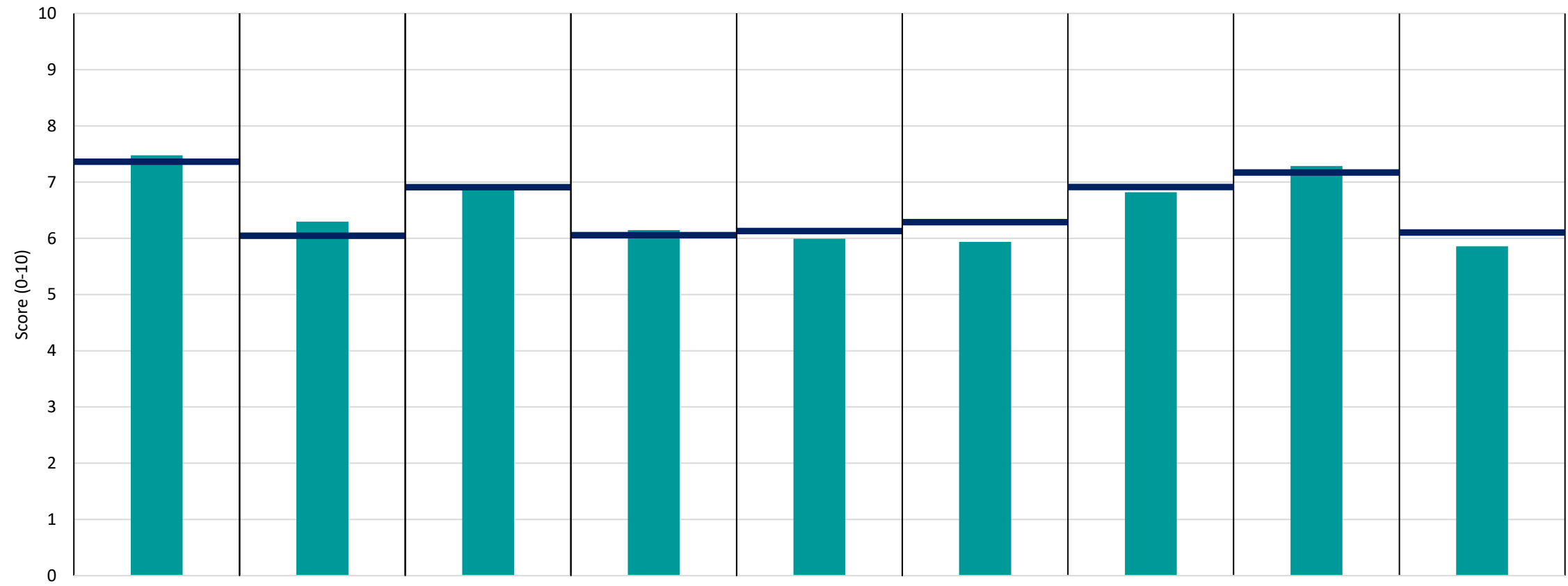
We are a team



Staff Engagement



Morale



Breakdown	7.48	6.30	6.95	6.15	5.99	5.94	6.82	7.29	5.86
Your org	7.36	6.05	6.91	6.06	6.13	6.29	6.91	7.17	6.10
Responses	196	196	195	193	186	195	196	195	195