

Norfolk and Norwich University Hospitals NHS Foundation Trust

2024 NHS Staff Survey

Breakdown report

Introduction	4
People Promise element and Theme results – Breakdowns 1	5
<u>Clinical Support Division</u>	<u>6</u>
<u>Corporate</u>	<u>7</u>
<u>Medical Division</u>	<u>8</u>
<u>Surgical Division</u>	<u>9</u>
<u>Women & Children Division</u>	<u>10</u>

<u>Add Prof Scientific and Technical</u>	12
<u>Additional Clinical Services</u>	13
<u>Administrative and Clerical</u>	14
<u>Allied Health Professionals</u>	15
<u>Estates and Ancillary</u>	16
<u>Healthcare Scientists</u>	17
<u>Medical and Dental</u>	18
<u>Nursing and Midwifery Registered</u>	19

This breakdown report for Norfolk and Norwich University Hospitals NHS Foundation Trust contains results by breakdown area for the People Promise element and theme results from the 2024 NHS Staff Survey. These results are compared to the unweighted average for your organisation.

Please note: It is possible that there are differences between the ‘Your org’ scores reported in this breakdown report and those in the benchmark report. This is because the results in the benchmark report are weighted to allow for fair comparisons between organisations of a similar type. However, in this report comparisons are made within your organisation, so the unweighted organisation result is a more appropriate point of comparison.

The breakdowns used in this report were provided and defined by Norfolk and Norwich University Hospitals NHS Foundation Trust. Details of how the People Promise element and theme scores were calculated are included in the Technical Document, available to download from our results website.

Key features

Breakdown type and **breakdown name** are specified in the header.

Breakdown results are presented in the context of the (unweighted) **organisation average ('Your org')**, so it is easy to tell if a breakdown area is performing better or worse than the organisation average. For all People Promise element and theme results, a higher score is a better result than a lower score.

The **number of responses** feeding into each measure and sub-scores for the **given breakdown** are specified below the table containing the breakdown and trust scores.



! Note: When there are fewer than 10 responses in a group, results are suppressed to protect staff confidentiality. For some organisations this could mean that all breakdown results are suppressed.

Breakdowns 1

Norfolk and Norwich University Hospitals NHS Foundation Trust
2024 NHS Staff Survey



We are
compassionate and
inclusive



We are recognised
and rewarded



We each have a voice
that counts



We are safe and
healthy



We are always
learning



We work flexibly



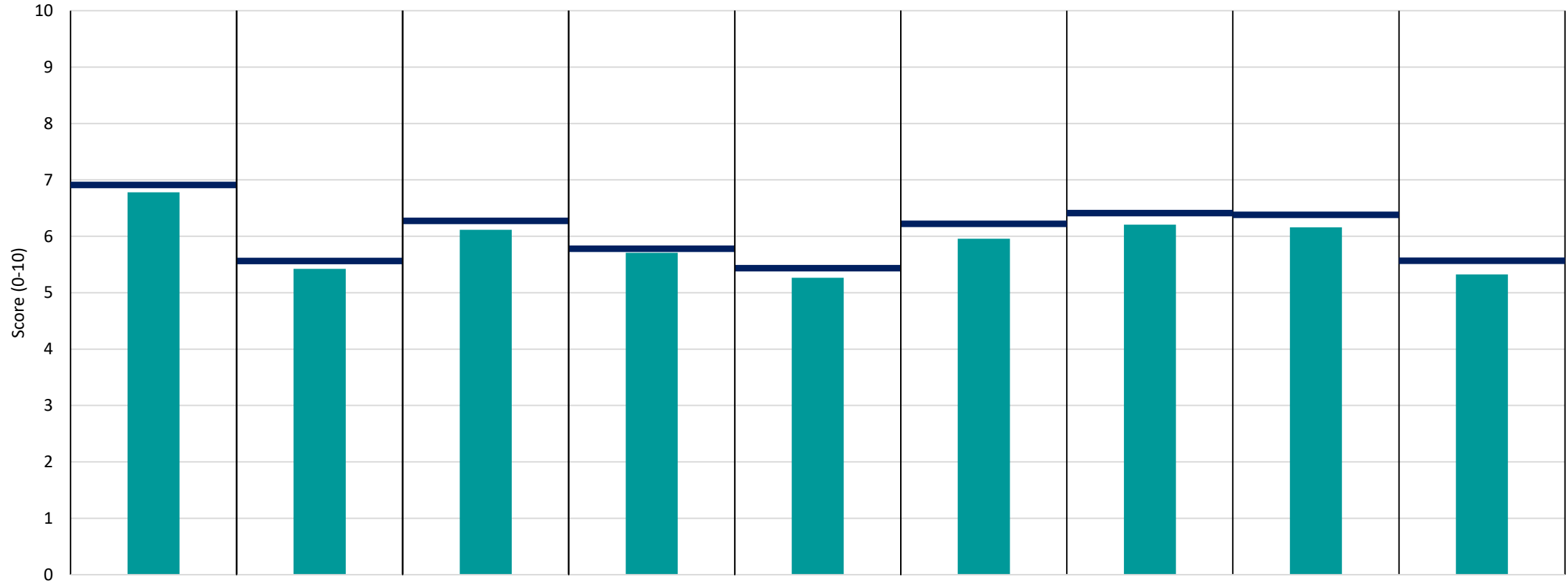
We are a team



Staff Engagement



Morale



Breakdown	6.78	5.42	6.12	5.71	5.26	5.96	6.21	6.16	5.33
Your org	6.91	5.56	6.27	5.78	5.44	6.22	6.41	6.38	5.57
Responses	886	887	880	885	858	882	887	887	889



We are
compassionate and
inclusive



We are recognised
and rewarded



We each have a voice
that counts



We are safe and
healthy



We are always
learning



We work flexibly



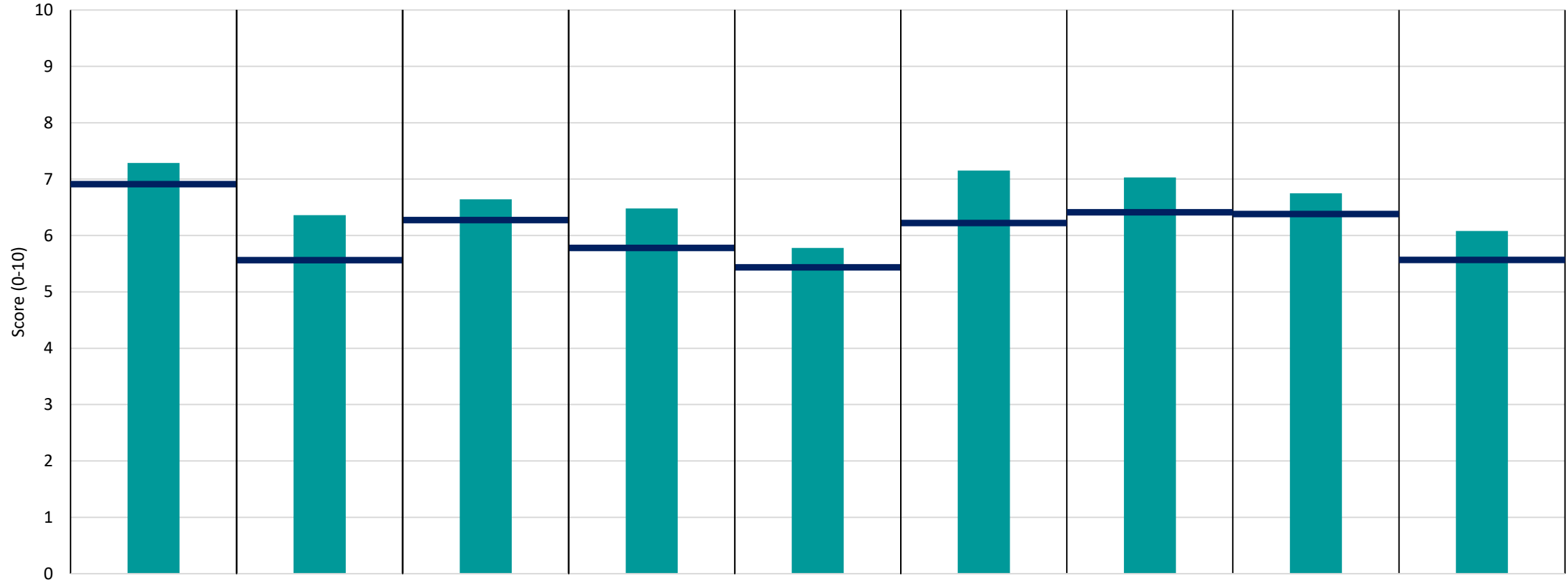
We are a team



Staff Engagement



Morale



Breakdown	7.29	6.36	6.64	6.48	5.78	7.15	7.03	6.75	6.08
Your org	6.91	5.56	6.27	5.78	5.44	6.22	6.41	6.38	5.57
Responses	663	664	655	661	645	661	660	664	664



We are
compassionate and
inclusive



We are recognised
and rewarded



We each have a voice
that counts



We are safe and
healthy



We are always
learning



We work flexibly



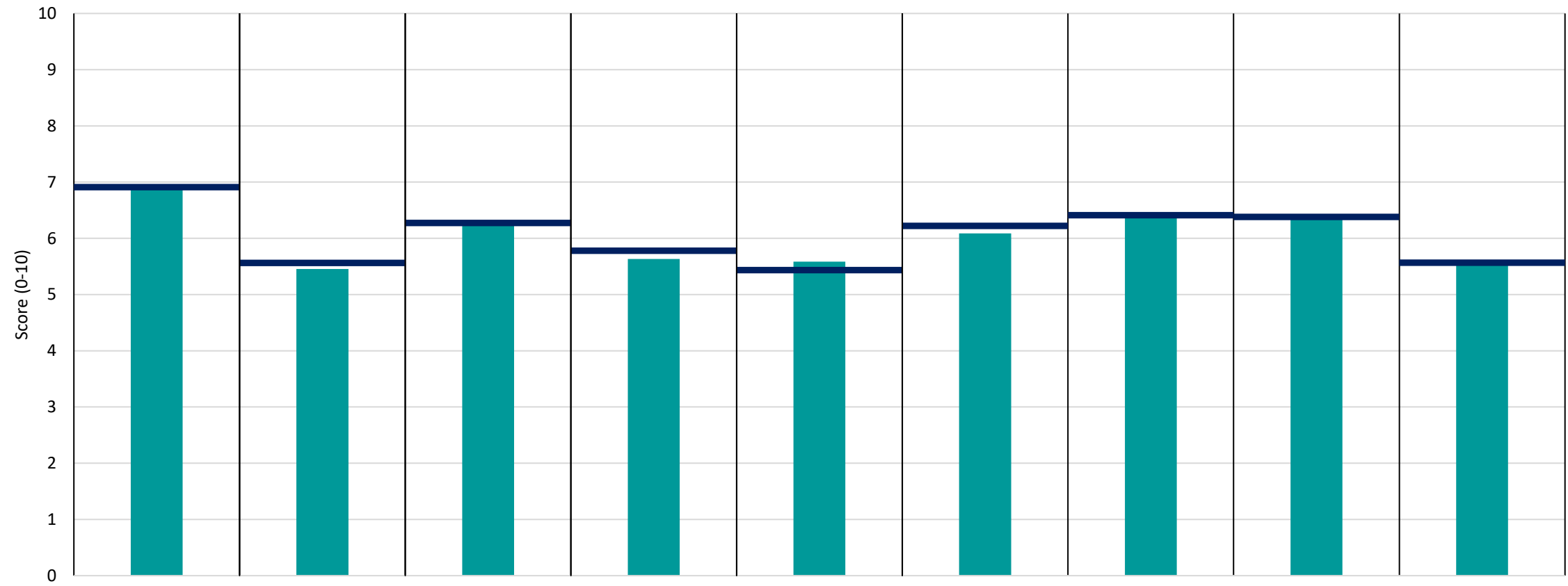
We are a team



Staff Engagement



Morale



Breakdown	6.91	5.46	6.25	5.63	5.59	6.09	6.45	6.35	5.52
Your org	6.91	5.56	6.27	5.78	5.44	6.22	6.41	6.38	5.57
Responses	1113	1112	1105	1109	1084	1109	1111	1112	1113



We are
compassionate and
inclusive



We are recognised
and rewarded



We each have a voice
that counts



We are safe and
healthy



We are always
learning



We work flexibly



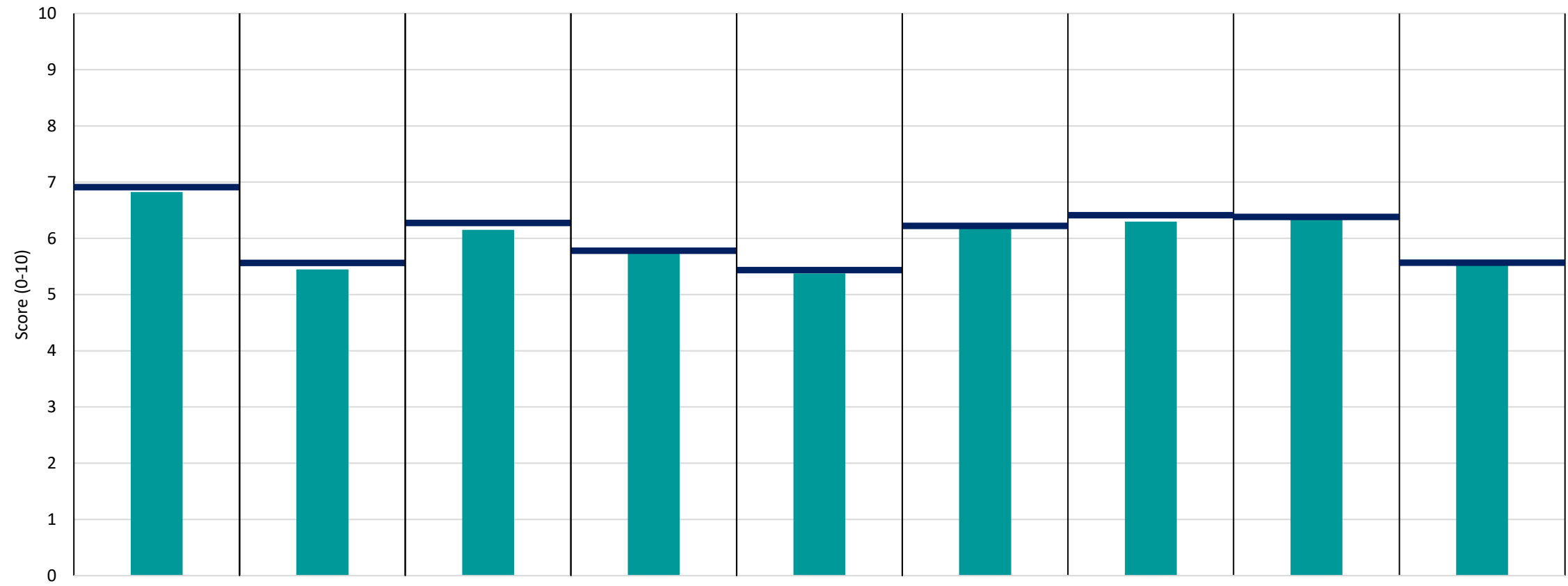
We are a team



Staff Engagement



Morale



Breakdown	6.82	5.45	6.15	5.74	5.37	6.22	6.30	6.34	5.61
Your org	6.91	5.56	6.27	5.78	5.44	6.22	6.41	6.38	5.57
Responses	1219	1217	1207	1214	1178	1208	1218	1218	1219



We are
compassionate and
inclusive



We are recognised
and rewarded



We each have a voice
that counts



We are safe and
healthy



We are always
learning



We work flexibly



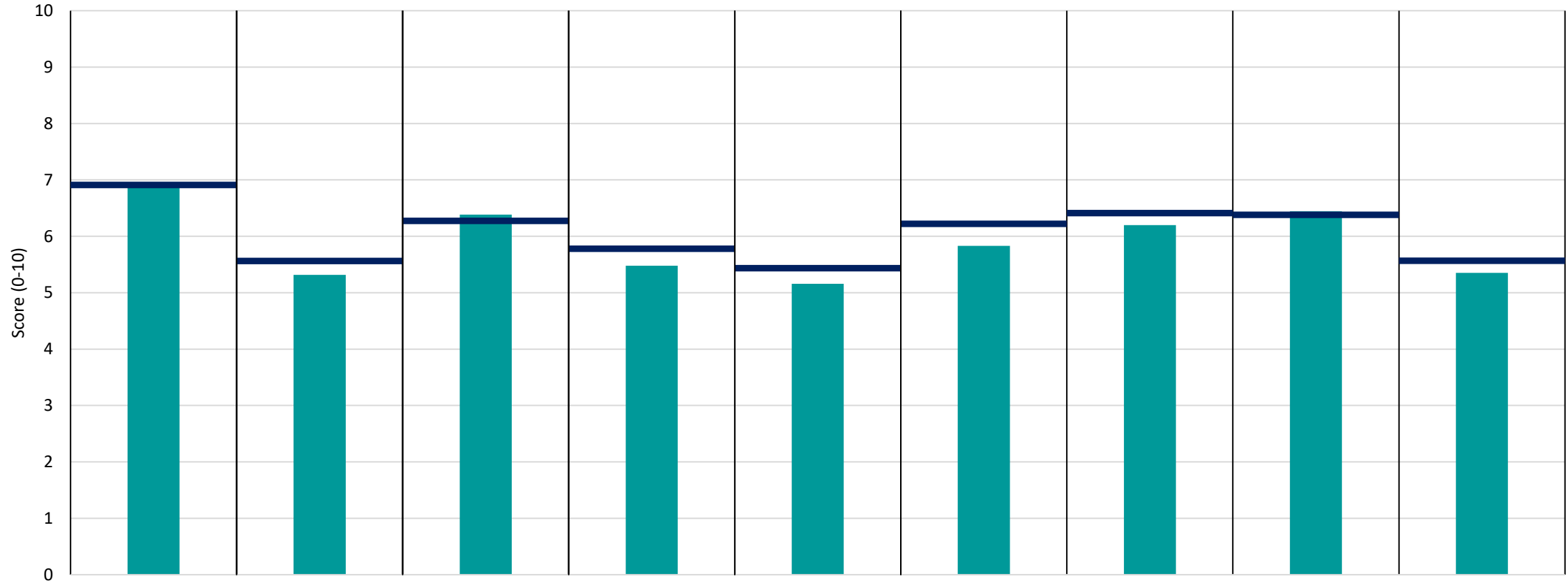
We are a team



Staff Engagement



Morale



Breakdown	6.87	5.32	6.38	5.48	5.16	5.83	6.20	6.44	5.35
Your org	6.91	5.56	6.27	5.78	5.44	6.22	6.41	6.38	5.57
Responses	615	614	613	611	601	610	613	615	615

Breakdowns 2

Norfolk and Norwich University Hospitals NHS Foundation Trust
2024 NHS Staff Survey



We are
compassionate and
inclusive



We are recognised
and rewarded



We each have a voice
that counts



We are safe and
healthy



We are always
learning



We work flexibly



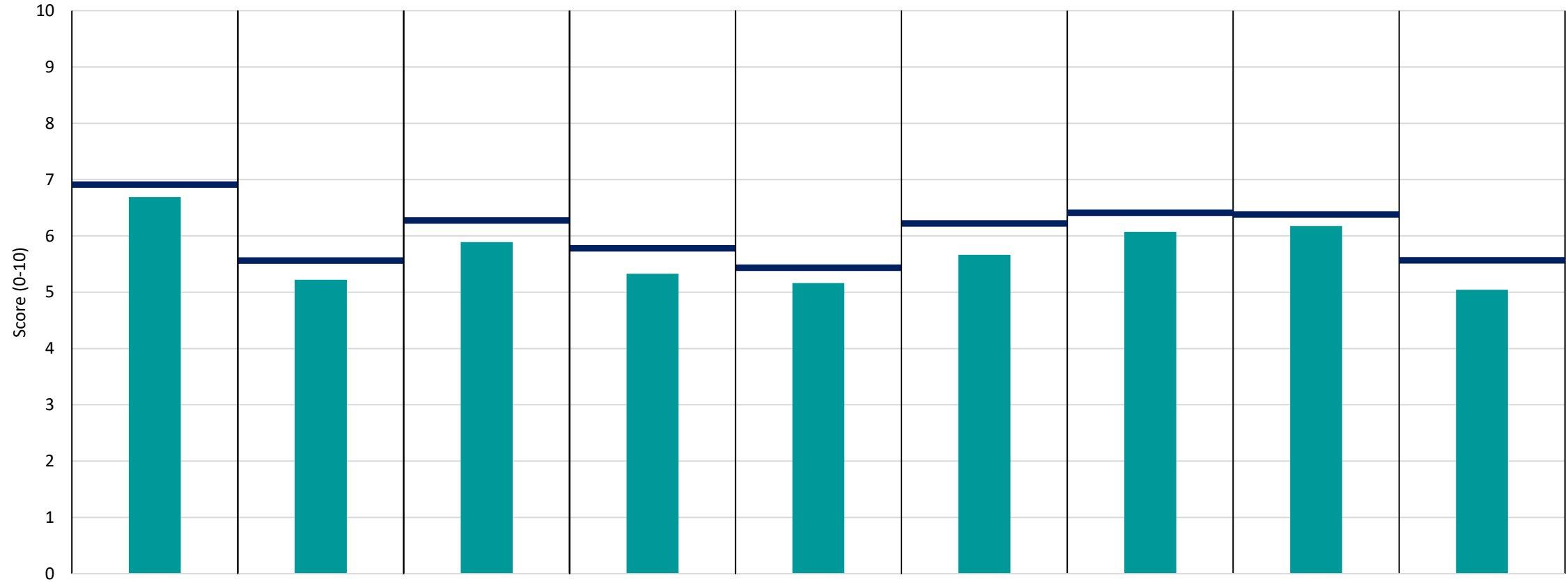
We are a team



Staff Engagement



Morale



Breakdown	6.69	5.22	5.89	5.33	5.16	5.67	6.07	6.17	5.04
Your org	6.91	5.56	6.27	5.78	5.44	6.22	6.41	6.38	5.57
Responses	199	198	198	199	193	198	199	199	199



We are
compassionate and
inclusive



We are recognised
and rewarded



We each have a voice
that counts




We are safe and
healthy



We are always
learning



We work flexibly



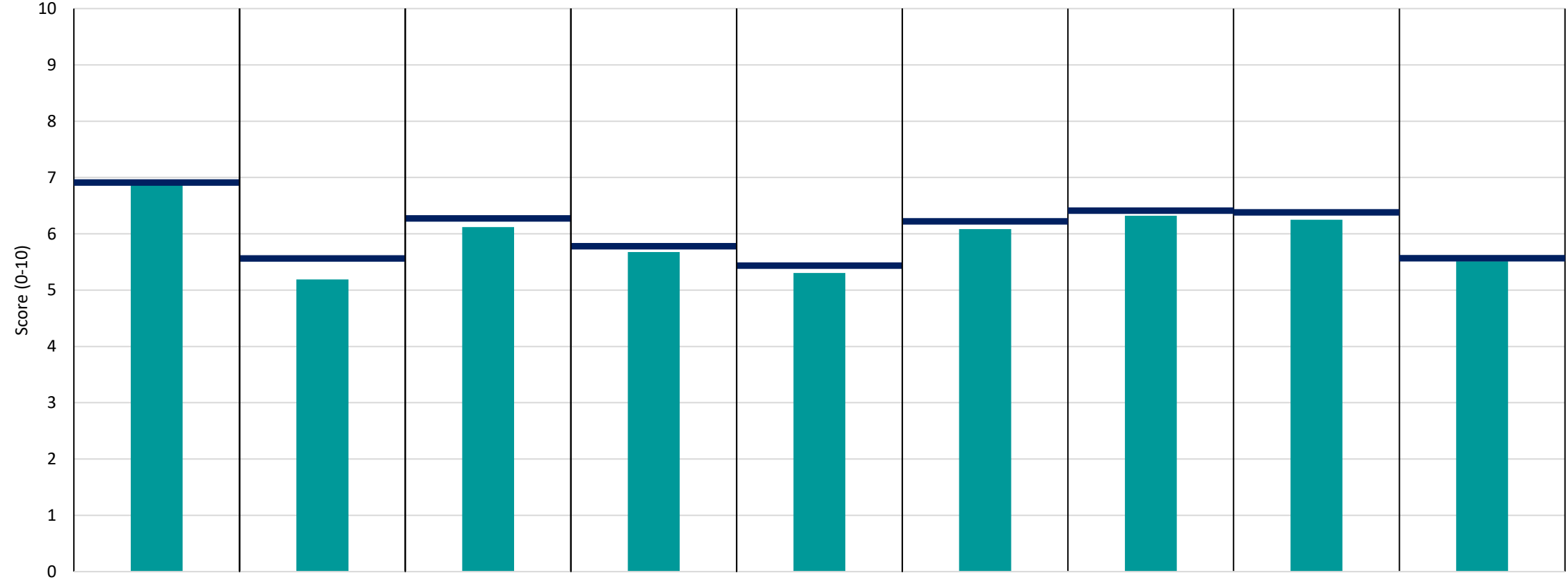
We are a team



Staff Engagement



Morale



Breakdown	6.91	5.19	6.12	5.68	5.30	6.08	6.32	6.25	5.51
Your org	6.91	5.56	6.27	5.78	5.44	6.22	6.41	6.38	5.57
Responses	751	753	743	745	726	750	750	749	751



We are
compassionate and
inclusive



We are recognised
and rewarded



We each have a voice
that counts



We are safe and
healthy



We are always
learning



We work flexibly



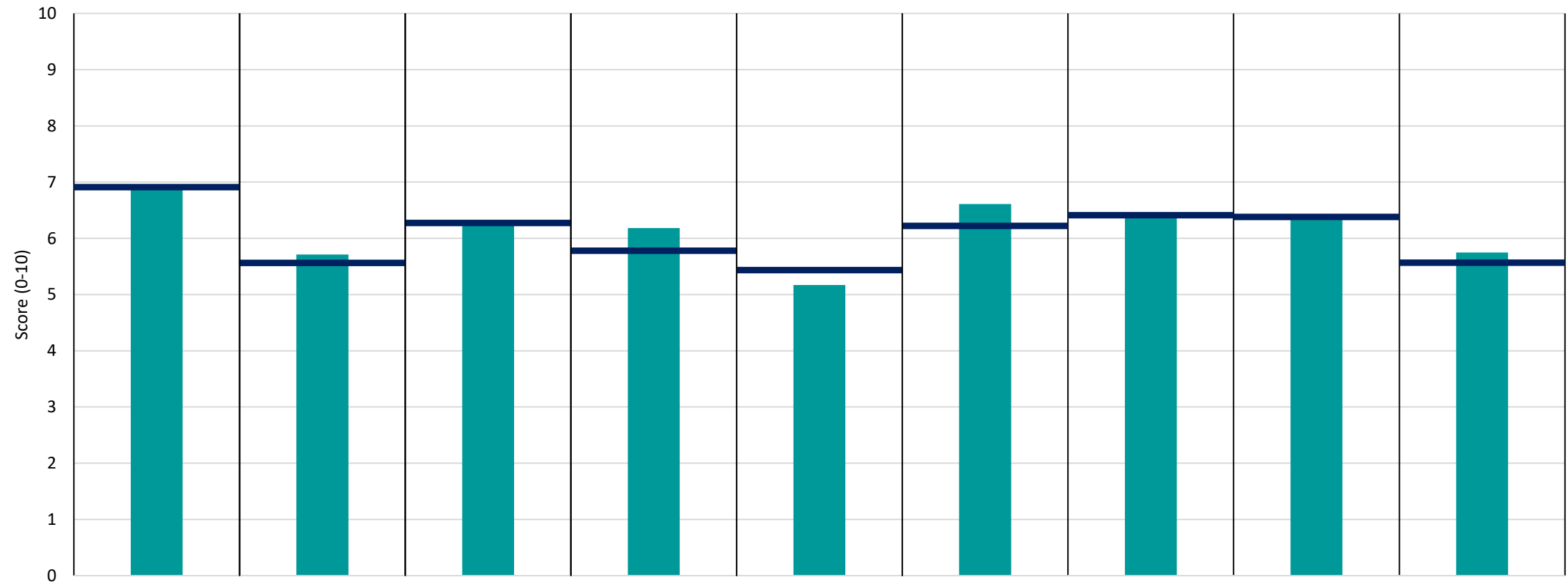
We are a team



Staff Engagement



Morale



Breakdown	6.93	5.71	6.28	6.18	5.17	6.61	6.43	6.33	5.75
Your org	6.91	5.56	6.27	5.78	5.44	6.22	6.41	6.38	5.57
Responses	1192	1192	1180	1190	1144	1187	1190	1194	1193



We are
compassionate and
inclusive



We are recognised
and rewarded



We each have a voice
that counts



We are safe and
healthy



We are always
learning



We work flexibly



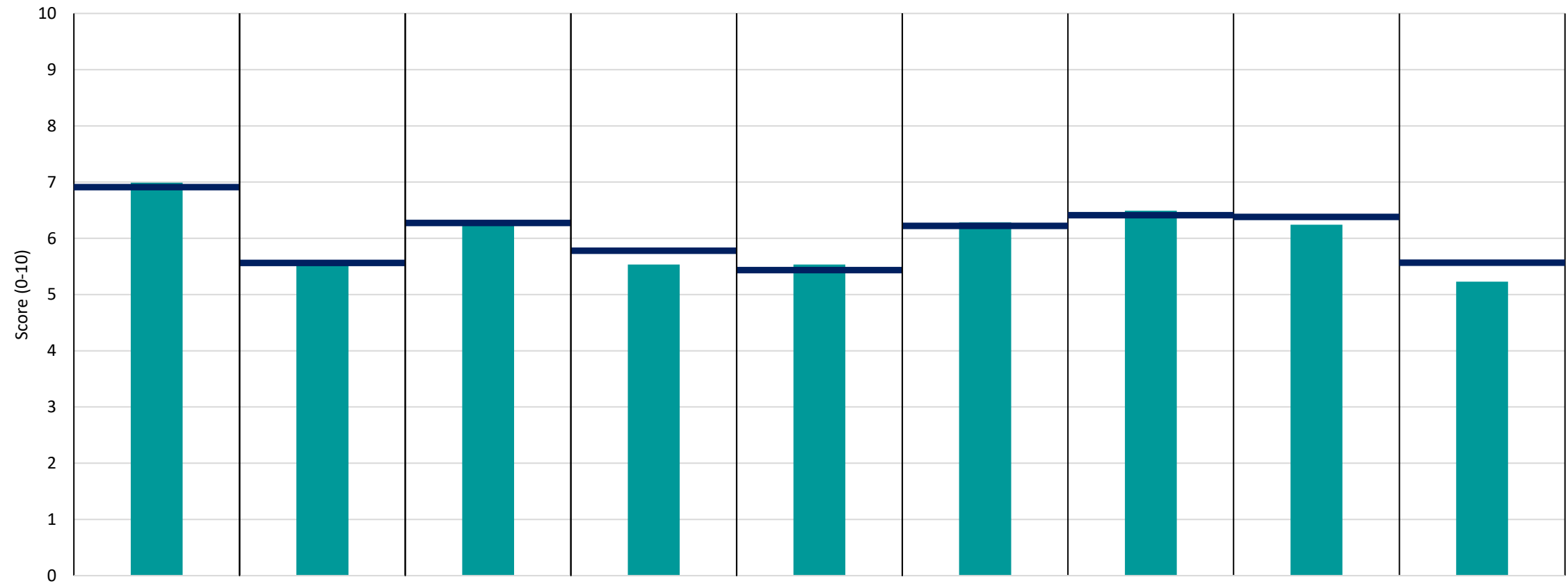
We are a team



Staff Engagement



Morale



Breakdown	6.99	5.59	6.30	5.54	5.53	6.29	6.49	6.24	5.23
Your org	6.91	5.56	6.27	5.78	5.44	6.22	6.41	6.38	5.57
Responses	331	331	332	331	324	329	330	332	332



We are
compassionate and
inclusive



We are recognised
and rewarded



We each have a voice
that counts



We are safe and
healthy



We are always
learning



We work flexibly



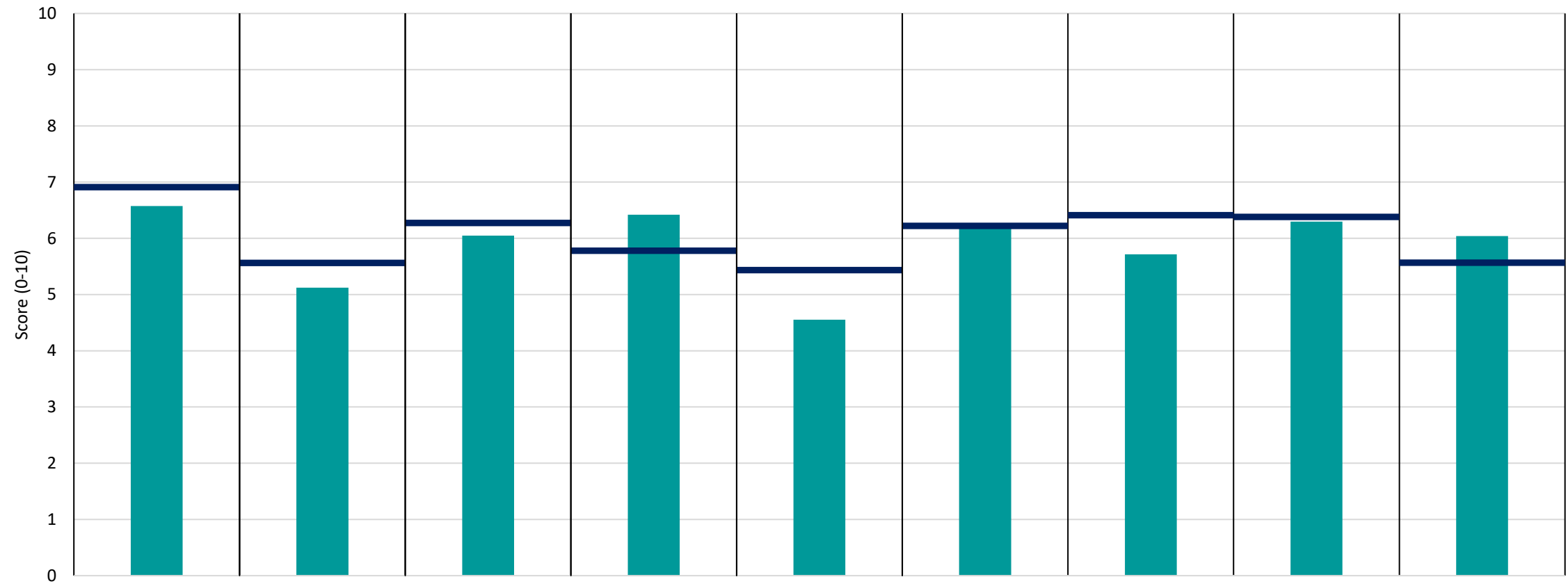
We are a team



Staff Engagement



Morale



Breakdown	6.57	5.12	6.05	6.42	4.55	6.27	5.72	6.30	6.04
Your org	6.91	5.56	6.27	5.78	5.44	6.22	6.41	6.38	5.57
Responses	84	84	84	85	75	83	85	85	85



We are
compassionate and
inclusive



We are recognised
and rewarded



We each have a voice
that counts



We are safe and
healthy



We are always
learning



We work flexibly



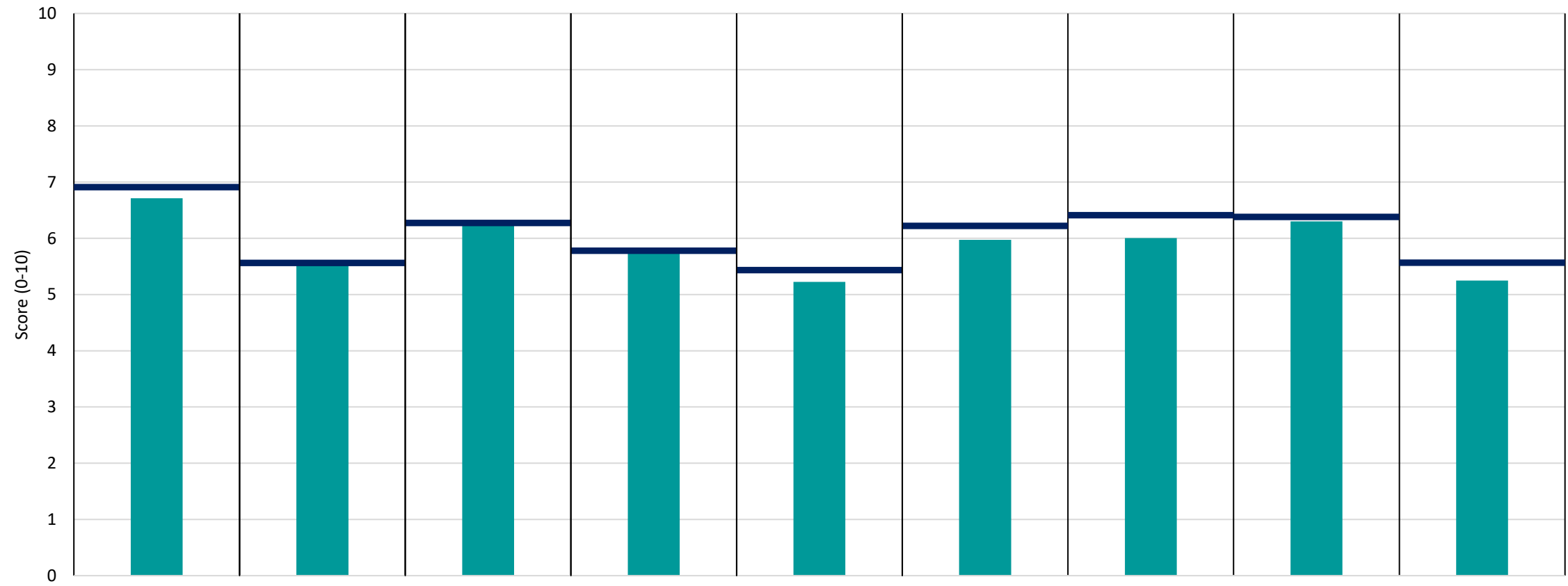
We are a team



Staff Engagement



Morale



Breakdown	6.71	5.52	6.29	5.75	5.22	5.97	6.01	6.30	5.25
Your org	6.91	5.56	6.27	5.78	5.44	6.22	6.41	6.38	5.57
Responses	159	159	158	159	153	158	159	159	159



We are
compassionate and
inclusive



We are recognised
and rewarded



We each have a voice
that counts



We are safe and
healthy



We are always
learning



We work flexibly



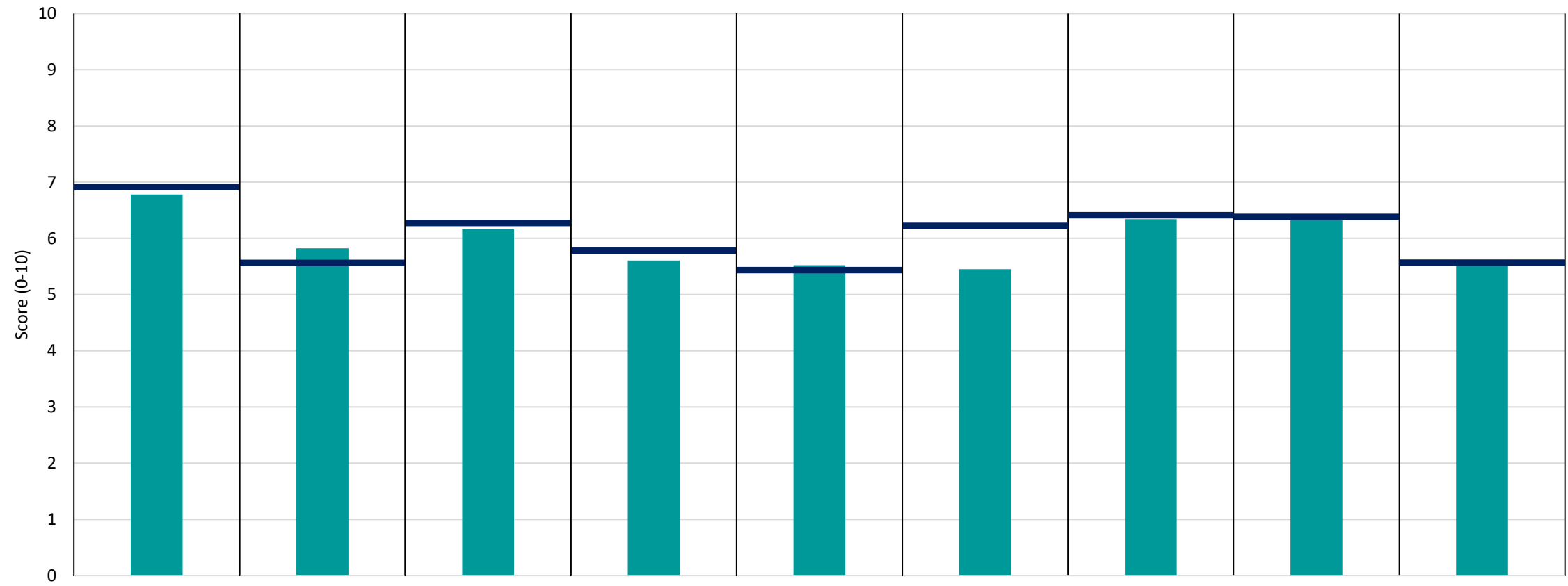
We are a team



Staff Engagement



Morale



Breakdown	6.78	5.82	6.16	5.61	5.52	5.45	6.34	6.39	5.60
Your org	6.91	5.56	6.27	5.78	5.44	6.22	6.41	6.38	5.57
Responses	450	450	447	448	439	449	449	450	450



We are
compassionate and
inclusive



We are recognised
and rewarded



We each have a voice
that counts



We are safe and
healthy



We are always
learning



We work flexibly



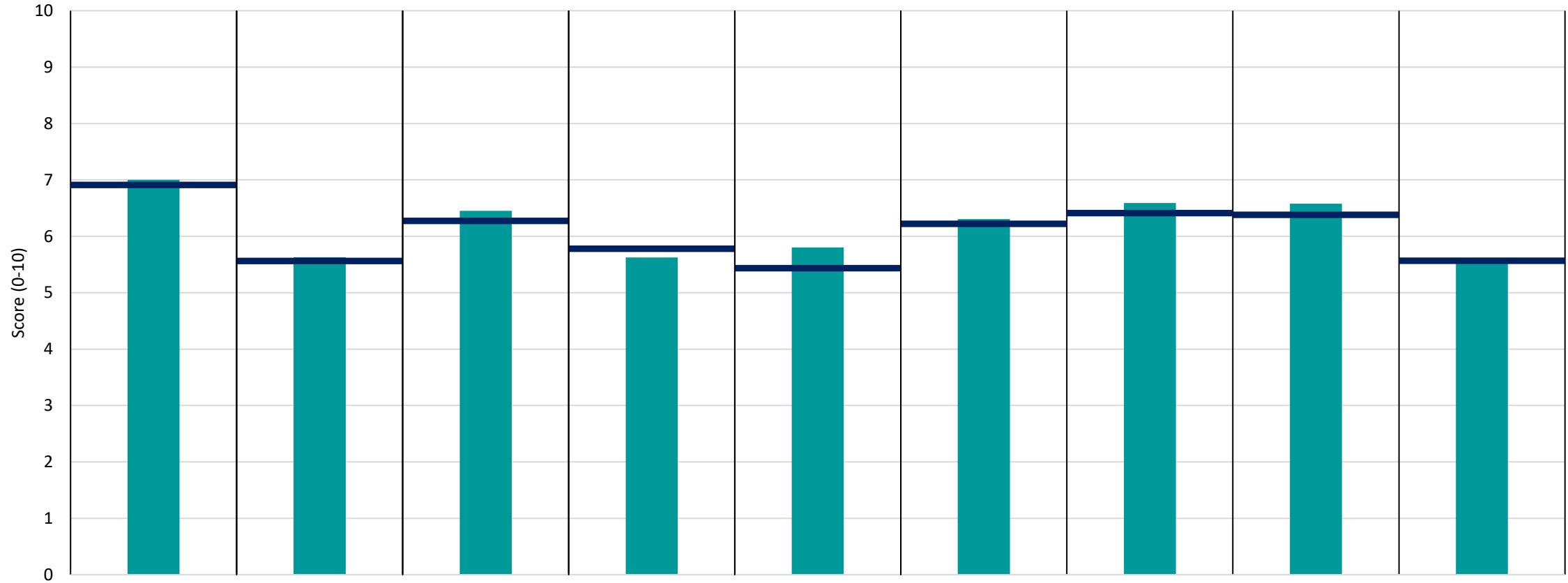
We are a team



Staff Engagement



Morale



Breakdown	7.00	5.63	6.45	5.62	5.80	6.31	6.59	6.58	5.60
Your org	6.91	5.56	6.27	5.78	5.44	6.22	6.41	6.38	5.57
Responses	1330	1327	1318	1323	1312	1316	1327	1328	1331