

Barking, Havering and Redbridge University Hospitals NHS Trust

2024 NHS Staff Survey

Breakdown report

Introduction	4
People Promise element and Theme results – Breakdowns 1	5
<u>Acute Medicine and Emergency</u>	<u>6</u>
<u>Cancer & Clinical Support</u>	<u>7</u>
<u>Corporate</u>	<u>8</u>
<u>Geriatrics</u>	<u>9</u>
<u>Medicine</u>	<u>10</u>
<u>Surgery, Critical Care & Anaesthetics</u>	<u>11</u>
<u>Womens and Childrens</u>	<u>12</u>

<u>Add Prof Scientific and Technic</u>	14
<u>Additional Clinical Services</u>	15
<u>Administrative and Clerical</u>	16
<u>Allied Health Professionals</u>	17
<u>Healthcare Scientists</u>	18
<u>Medical and Dental</u>	19
<u>Nursing and Midwifery Registered</u>	20

This breakdown report for Barking, Havering and Redbridge University Hospitals NHS Trust contains results by breakdown area for the People Promise element and theme results from the 2024 NHS Staff Survey. These results are compared to the unweighted average for your organisation.

Please note: It is possible that there are differences between the ‘Your org’ scores reported in this breakdown report and those in the benchmark report. This is because the results in the benchmark report are weighted to allow for fair comparisons between organisations of a similar type. However, in this report comparisons are made within your organisation, so the unweighted organisation result is a more appropriate point of comparison.

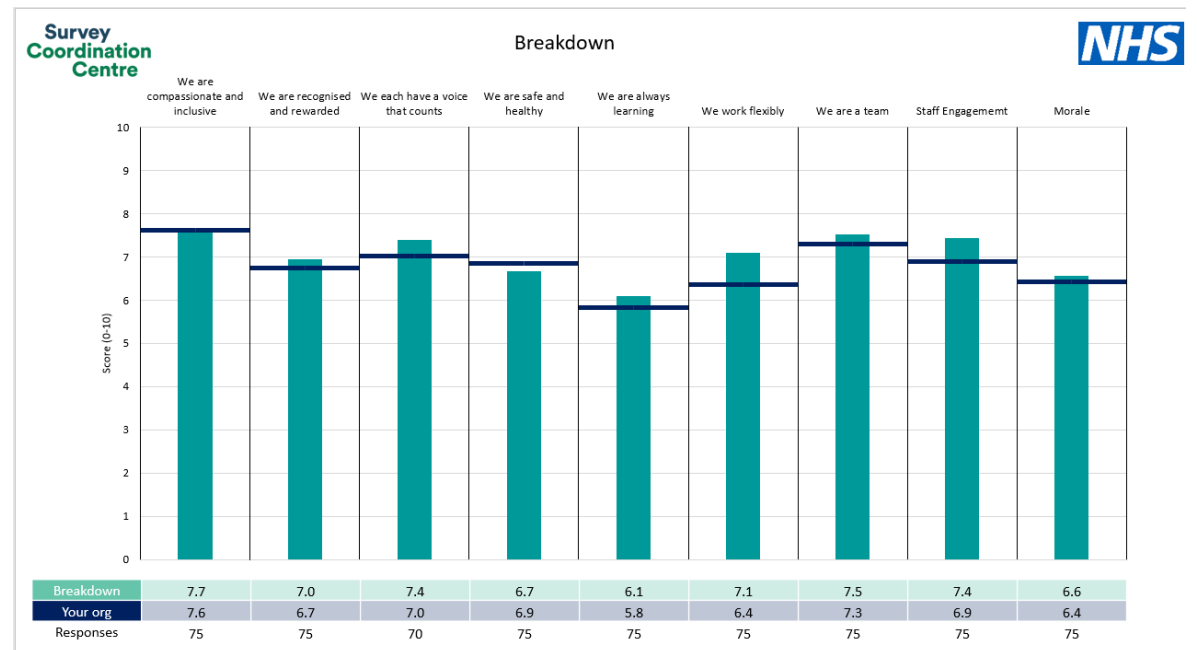
The breakdowns used in this report were provided and defined by Barking, Havering and Redbridge University Hospitals NHS Trust. Details of how the People Promise element and theme scores were calculated are included in the Technical Document, available to download from our results website.

Key features

Breakdown type and **breakdown name** are specified in the header.

Breakdown results are presented in the context of the (unweighted) **organisation average ('Your org')**, so it is easy to tell if a breakdown area is performing better or worse than the organisation average. For all People Promise element and theme results, a higher score is a better result than a lower score.

The **number of responses** feeding into each measure and sub-scores for the **given breakdown** are specified below the table containing the breakdown and trust scores.



! Note: When there are fewer than 10 responses in a group, results are suppressed to protect staff confidentiality. For some organisations this could mean that all breakdown results are suppressed.

Breakdowns 1

Barking, Havering and Redbridge University Hospitals NHS Trust
2024 NHS Staff Survey



We are
compassionate and
inclusive



We are recognised
and rewarded



We each have a voice
that counts



We are safe and
healthy



We are always
learning



We work flexibly



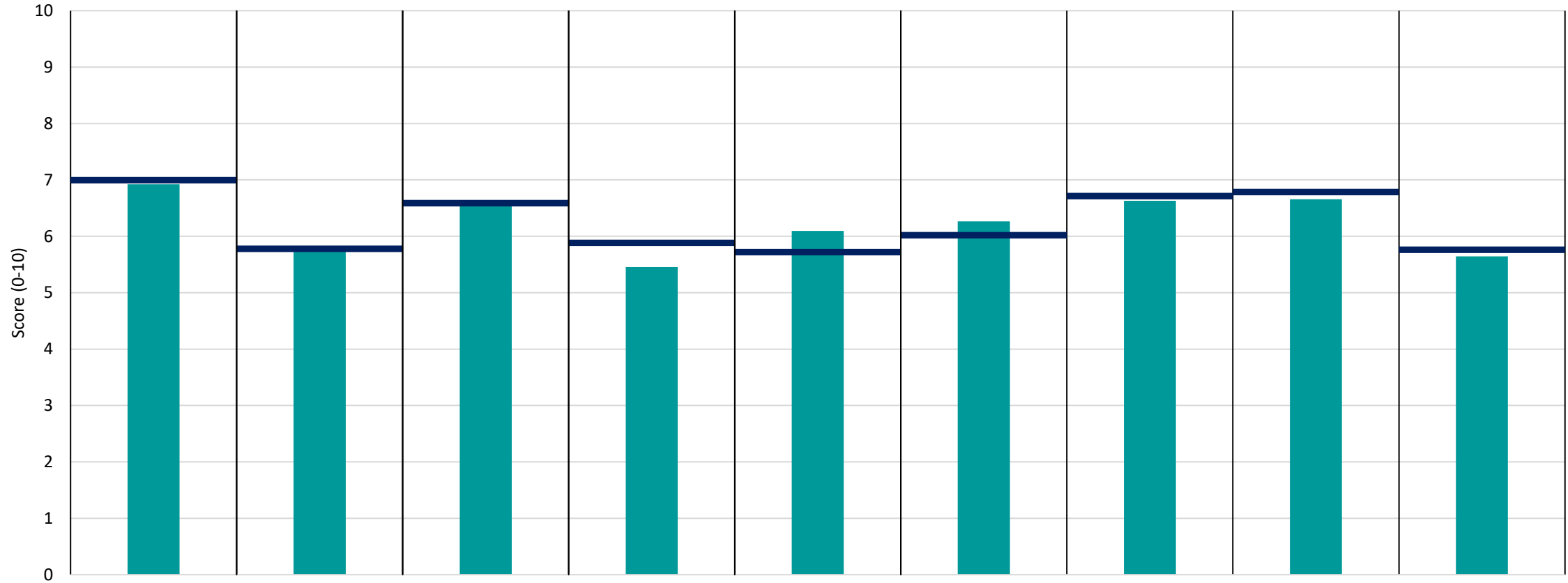
We are a team



Staff Engagement



Morale



Breakdown	6.92	5.82	6.57	5.45	6.10	6.27	6.63	6.66	5.65
Your org	6.99	5.78	6.59	5.88	5.72	6.02	6.71	6.78	5.76
Responses	406	403	403	401	371	401	403	404	406



We are
compassionate and
inclusive



We are recognised
and rewarded



We each have a voice
that counts



We are safe and
healthy



We are always
learning



We work flexibly



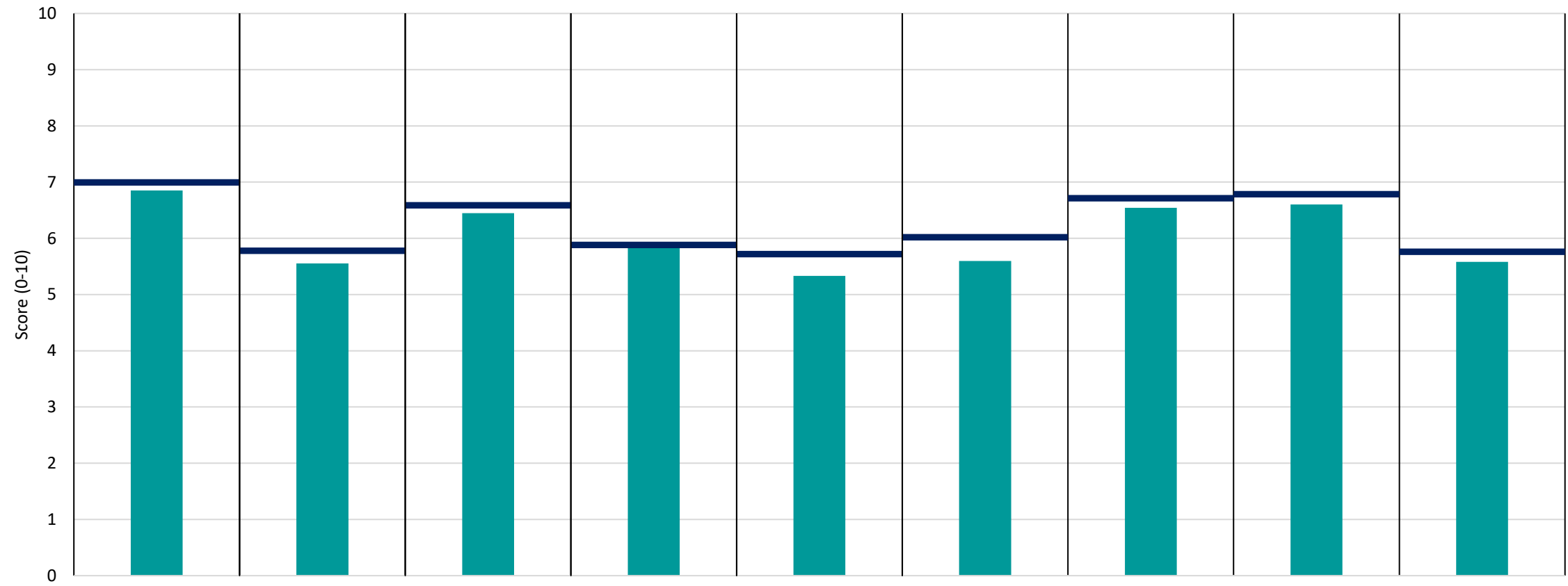
We are a team



Staff Engagement



Morale



Breakdown	6.85	5.55	6.45	5.92	5.33	5.60	6.54	6.60	5.58
Your org	6.99	5.78	6.59	5.88	5.72	6.02	6.71	6.78	5.76
Responses	1061	1062	1051	1054	1001	1056	1055	1063	1063



We are
compassionate and
inclusive



We are recognised
and rewarded



We each have a voice
that counts



We are safe and
healthy



We are always
learning



We work flexibly



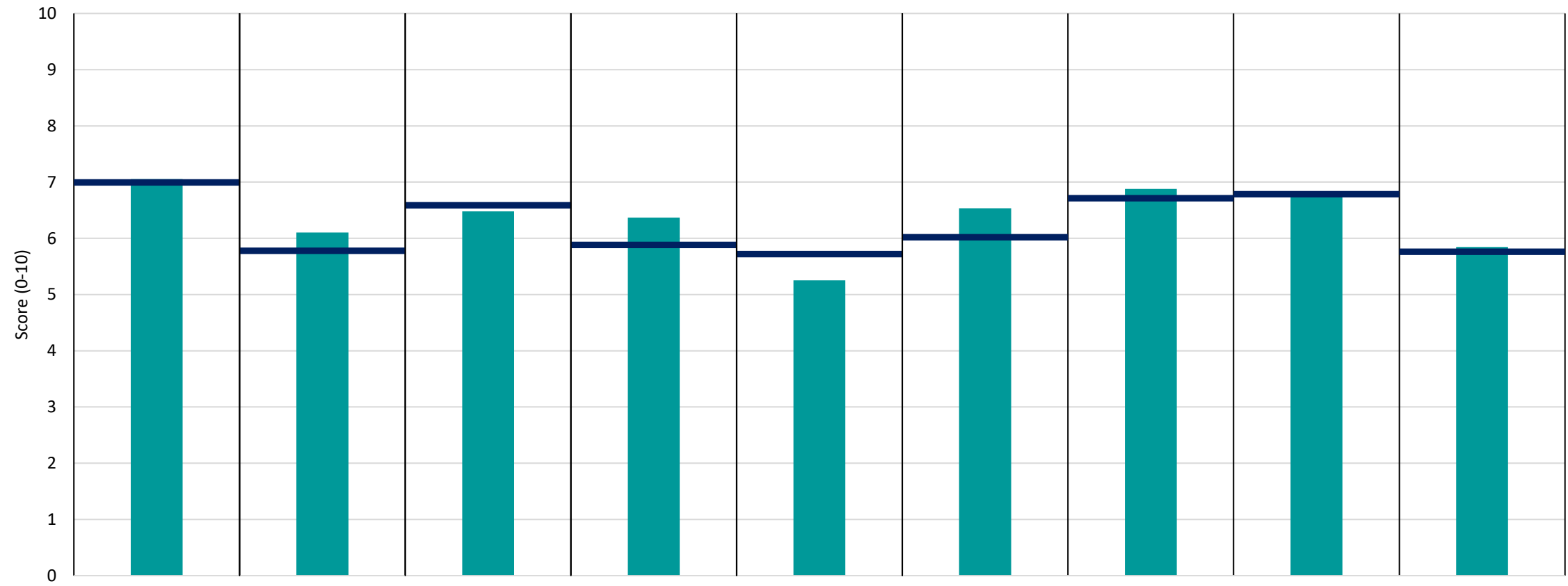
We are a team



Staff Engagement



Morale



Breakdown	7.05	6.10	6.48	6.37	5.25	6.54	6.88	6.74	5.85
Your org	6.99	5.78	6.59	5.88	5.72	6.02	6.71	6.78	5.76
Responses	766	763	753	761	710	757	765	766	767



We are
compassionate and
inclusive



We are recognised
and rewarded



We each have a voice
that counts



We are safe and
healthy



We are always
learning



We work flexibly



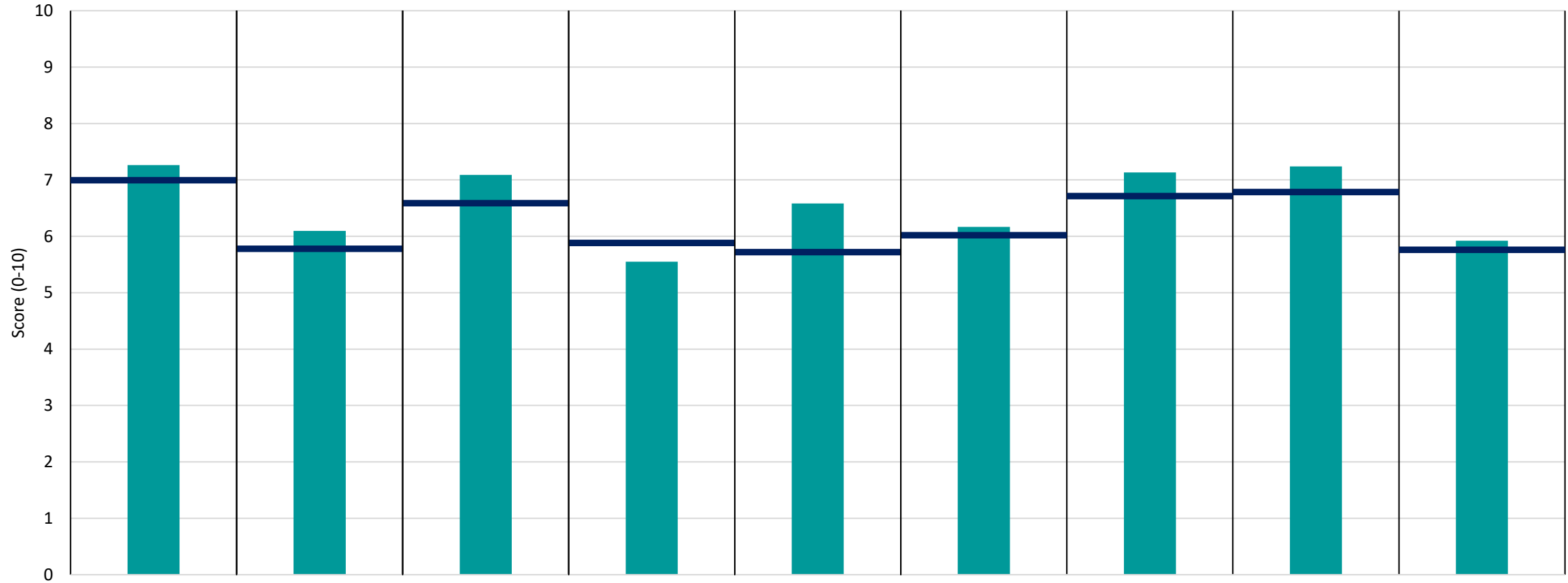
We are a team



Staff Engagement



Morale



Breakdown	7.26	6.09	7.09	5.55	6.58	6.17	7.13	7.24	5.92
Your org	6.99	5.78	6.59	5.88	5.72	6.02	6.71	6.78	5.76
Responses	314	315	307	308	288	312	314	314	317



We are
compassionate and
inclusive



We are recognised
and rewarded



We each have a voice
that counts



We are safe and
healthy



We are always
learning



We work flexibly



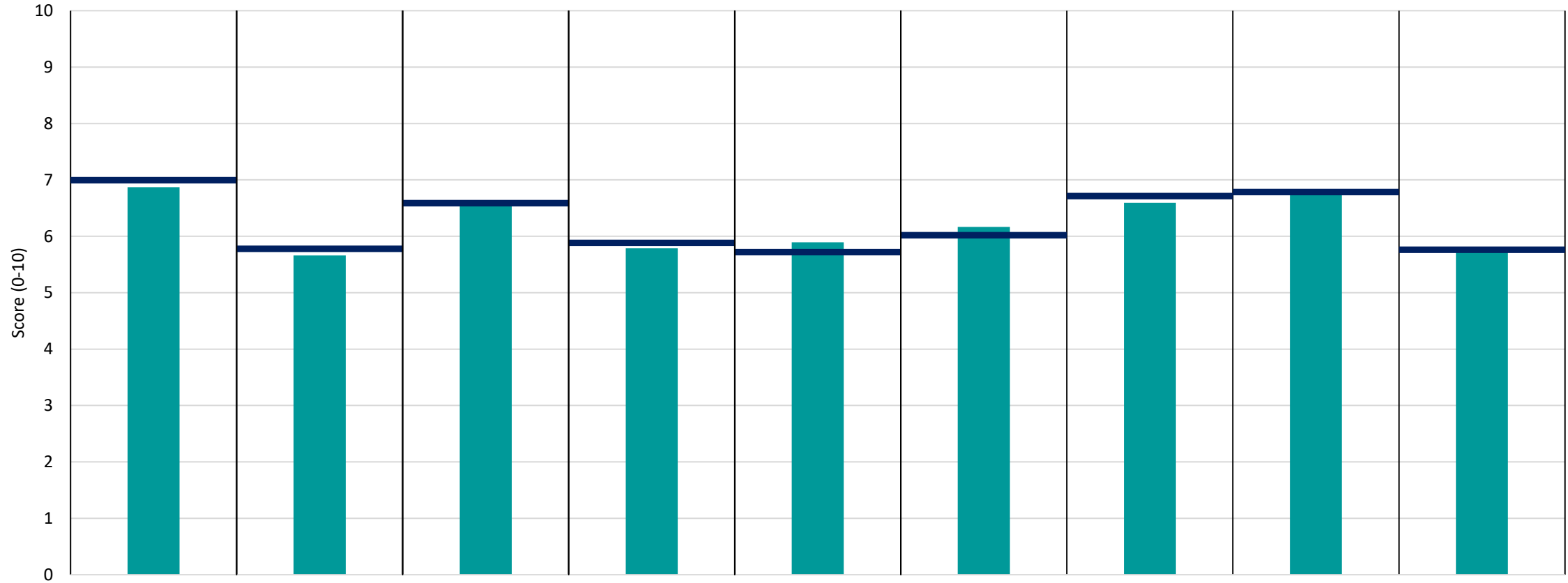
We are a team



Staff Engagement



Morale



Breakdown	6.87	5.66	6.57	5.79	5.89	6.17	6.60	6.78	5.78
Your org	6.99	5.78	6.59	5.88	5.72	6.02	6.71	6.78	5.76
Responses	535	536	530	529	494	531	536	536	538



We are
compassionate and
inclusive



We are recognised
and rewarded



We each have a voice
that counts



We are safe and
healthy



We are always
learning



We work flexibly



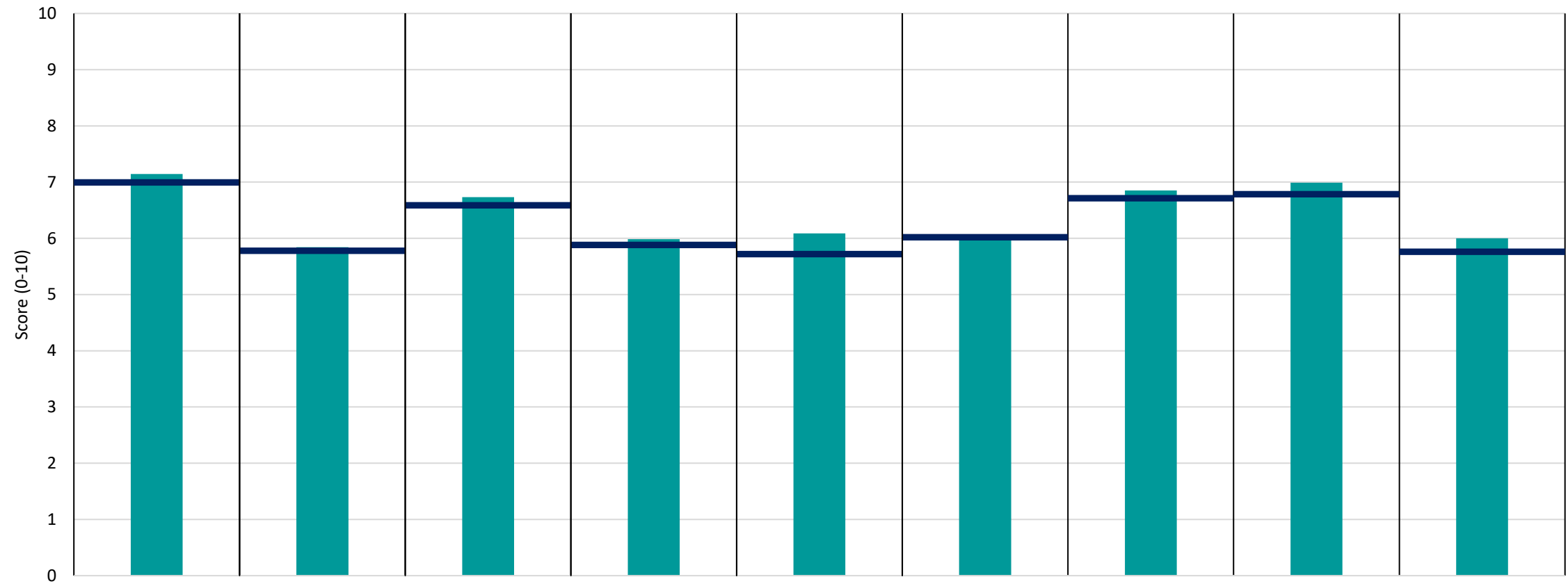
We are a team



Staff Engagement



Morale



Breakdown	7.14	5.84	6.73	5.99	6.09	5.98	6.85	6.99	6.00
Your org	6.99	5.78	6.59	5.88	5.72	6.02	6.71	6.78	5.76
Responses	1065	1072	1045	1048	1000	1055	1071	1072	1071



We are
compassionate and
inclusive



We are recognised
and rewarded



We each have a voice
that counts



We are safe and
healthy



We are always
learning



We work flexibly



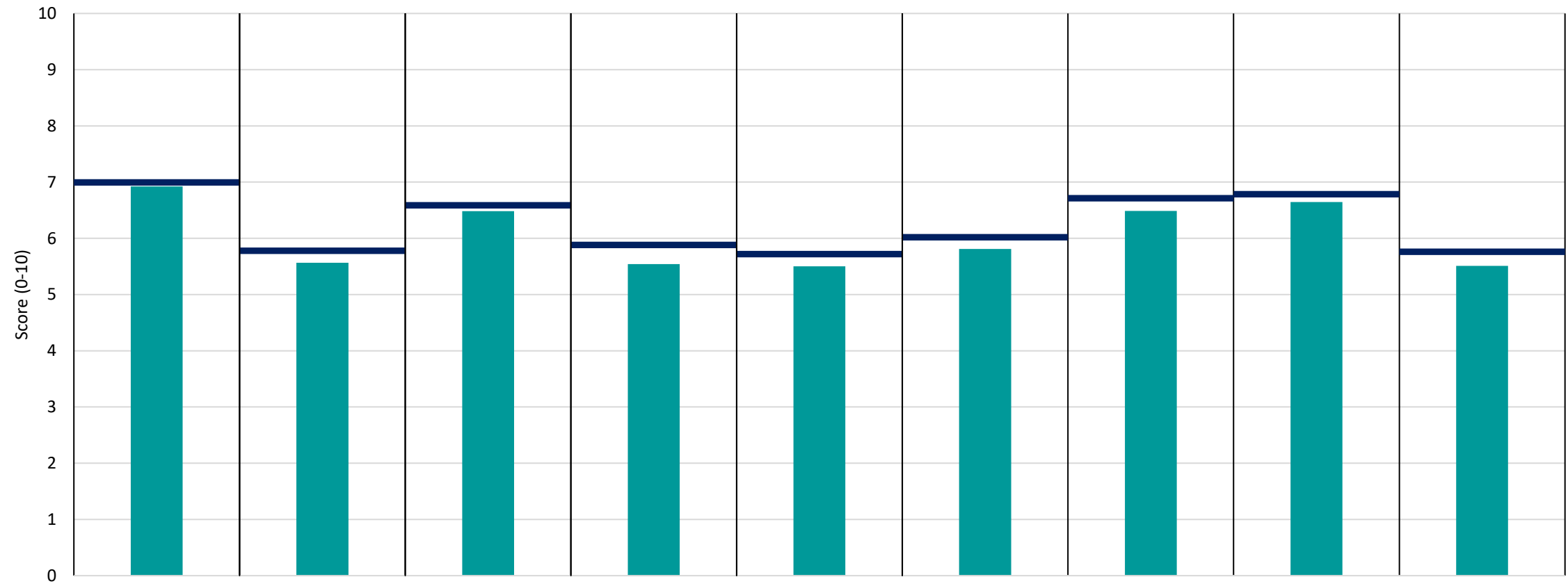
We are a team



Staff Engagement



Morale



Breakdown	6.92	5.56	6.48	5.54	5.50	5.81	6.49	6.64	5.51
Your org	6.99	5.78	6.59	5.88	5.72	6.02	6.71	6.78	5.76
Responses	590	589	588	586	561	585	588	588	590

Breakdowns 2

Barking, Havering and Redbridge University Hospitals NHS Trust
2024 NHS Staff Survey



We are
compassionate and
inclusive



We are recognised
and rewarded



We each have a voice
that counts



We are safe and
healthy



We are always
learning



We work flexibly



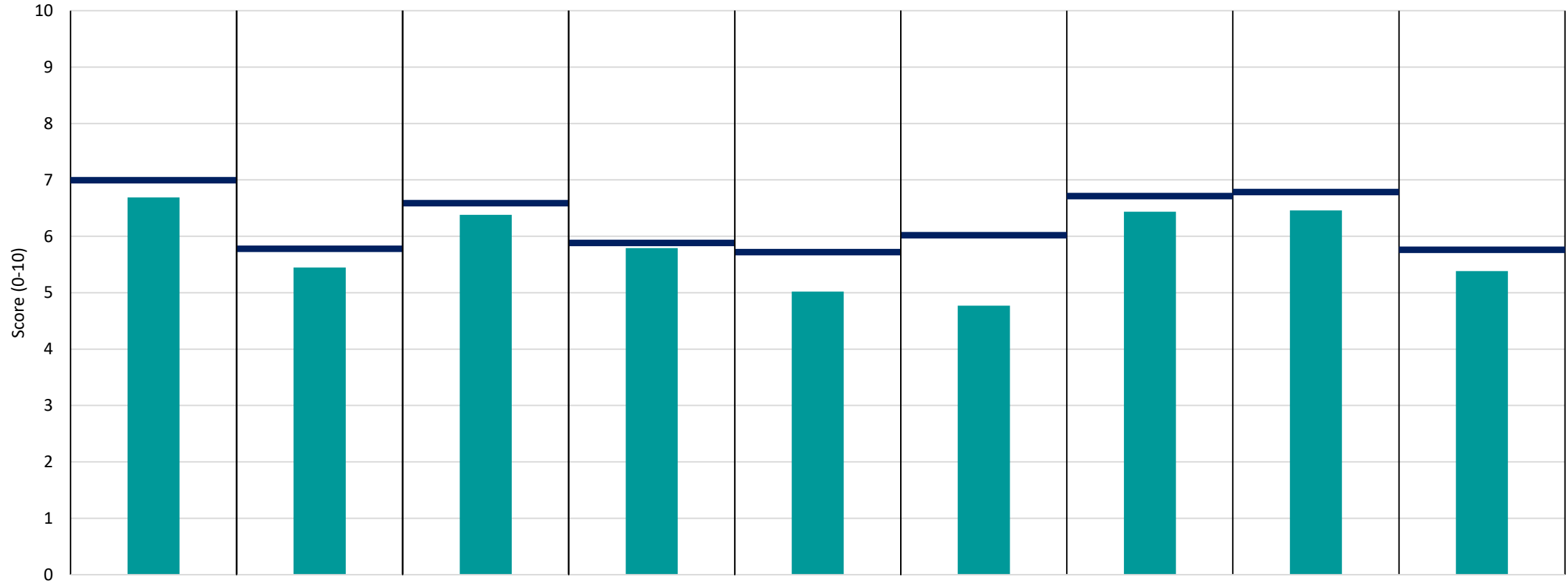
We are a team



Staff Engagement



Morale



Breakdown	6.69	5.45	6.38	5.79	5.02	4.77	6.44	6.46	5.38
Your org	6.99	5.78	6.59	5.88	5.72	6.02	6.71	6.78	5.76
Responses	133	133	132	131	125	133	132	133	133



We are
compassionate and
inclusive



We are recognised
and rewarded



We each have a voice
that counts



We are safe and
healthy



We are always
learning



We work flexibly



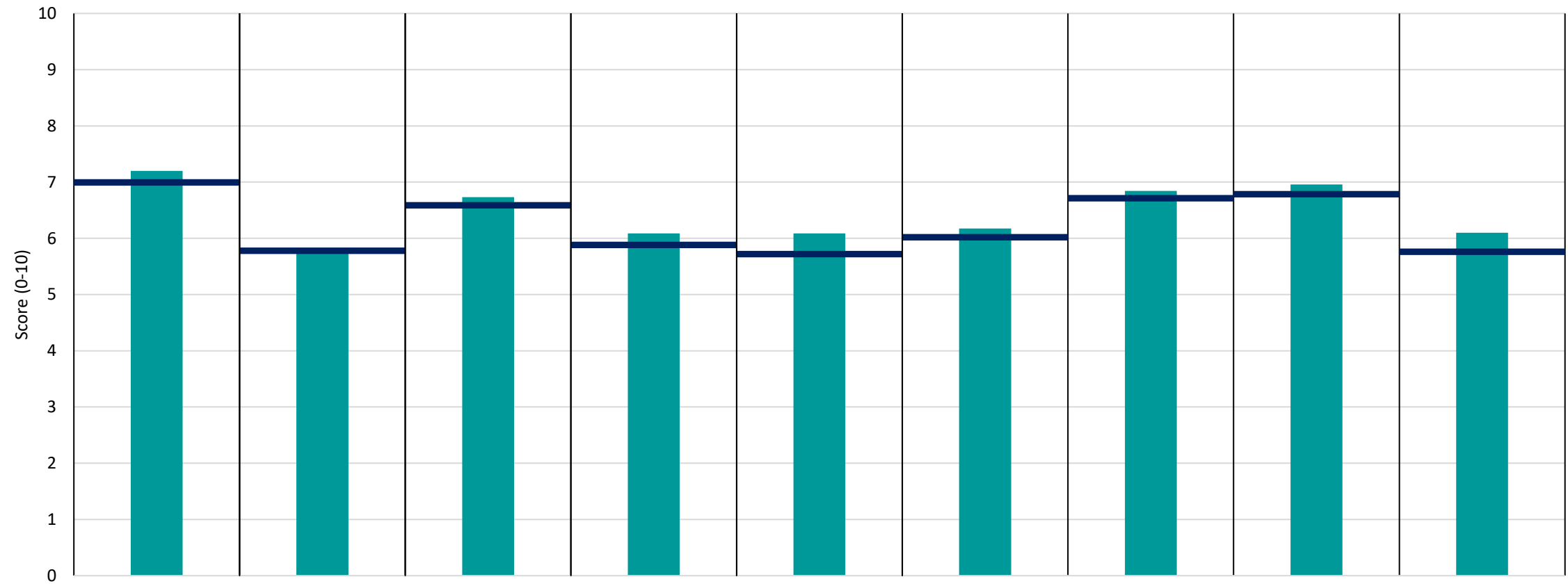
We are a team



Staff Engagement



Morale



Breakdown	7.20	5.79	6.73	6.09	6.09	6.17	6.85	6.96	6.10
Your org	6.99	5.78	6.59	5.88	5.72	6.02	6.71	6.78	5.76
Responses	819	819	800	803	734	812	818	817	822



We are
compassionate and
inclusive



We are recognised
and rewarded



We each have a voice
that counts



We are safe and
healthy



We are always
learning



We work flexibly



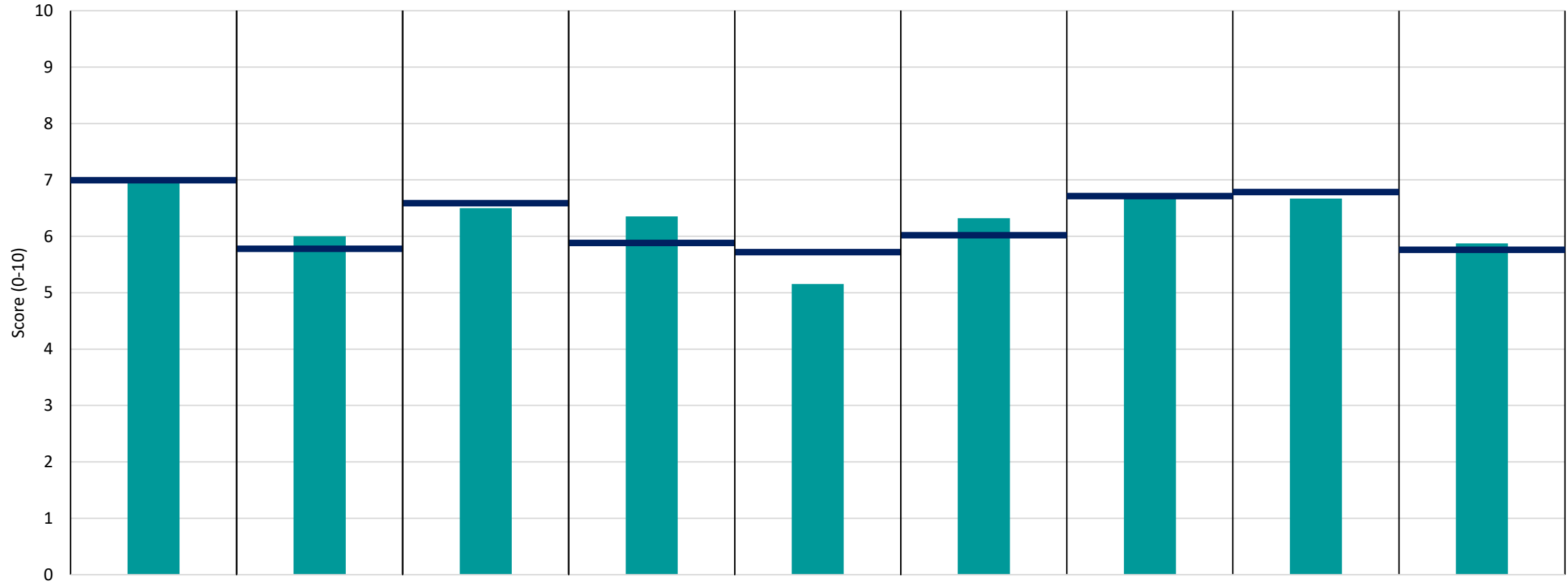
We are a team



Staff Engagement



Morale



Breakdown	7.03	6.00	6.50	6.35	5.15	6.32	6.76	6.67	5.87
Your org	6.99	5.78	6.59	5.88	5.72	6.02	6.71	6.78	5.76
Responses	1159	1160	1149	1157	1090	1147	1157	1162	1163



We are
compassionate and
inclusive



We are recognised
and rewarded



We each have a voice
that counts




We are safe and
healthy



We are always
learning



We work flexibly



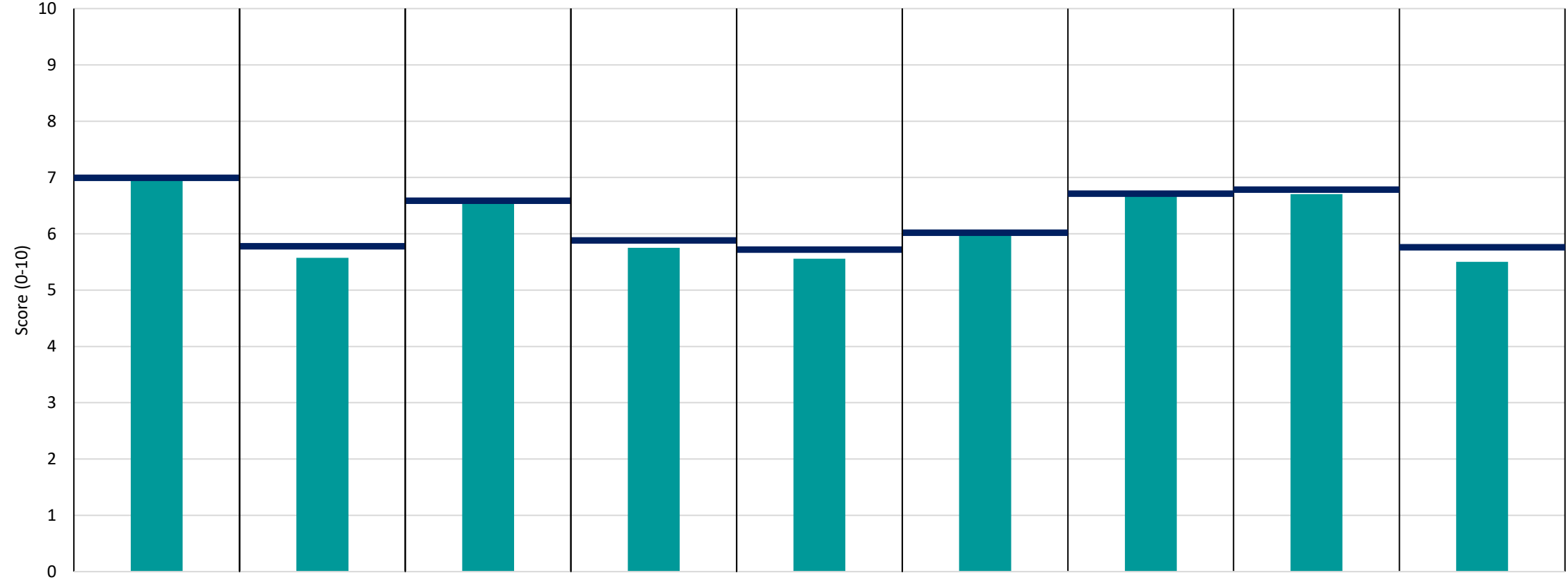
We are a team



Staff Engagement



Morale



Breakdown	6.97	5.57	6.55	5.75	5.56	6.01	6.70	6.71	5.50
Your org	6.99	5.78	6.59	5.88	5.72	6.02	6.71	6.78	5.76
Responses	331	331	326	330	312	330	330	332	332



We are
compassionate and
inclusive



We are recognised
and rewarded



We each have a voice
that counts



We are safe and
healthy



We are always
learning



We work flexibly



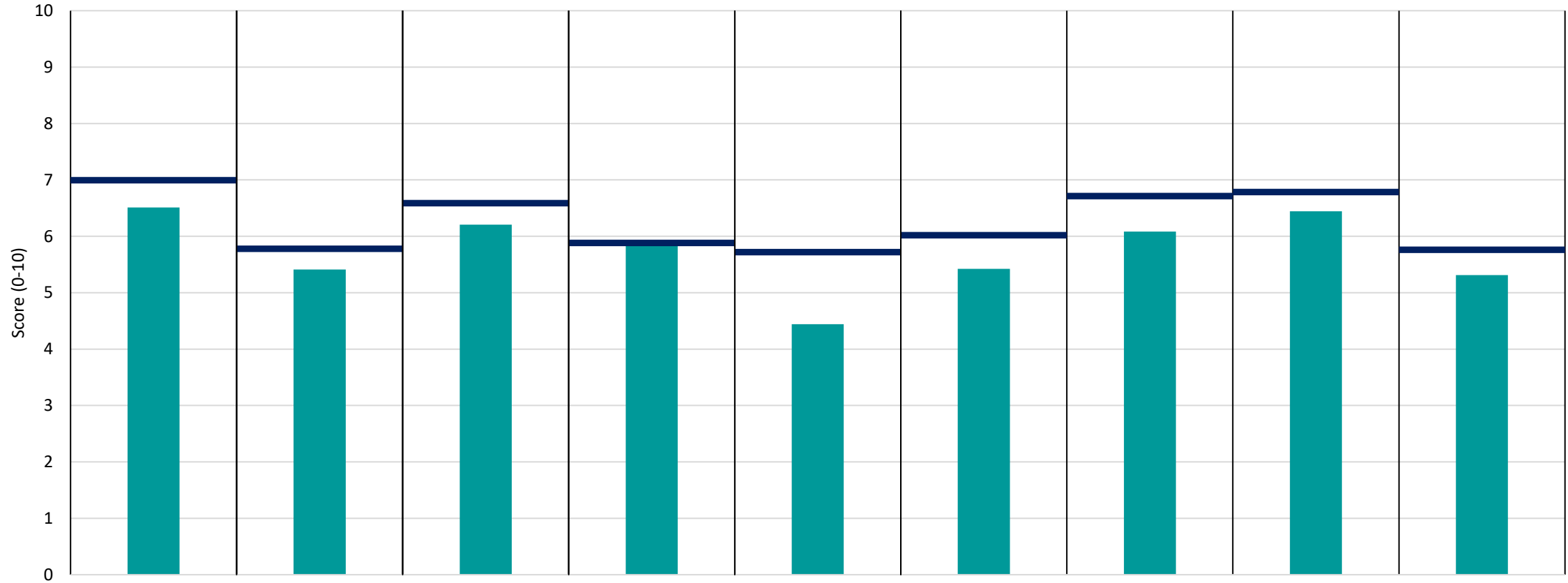
We are a team



Staff Engagement



Morale



Breakdown	6.51	5.41	6.21	5.83	4.44	5.42	6.08	6.44	5.31
Your org	6.99	5.78	6.59	5.88	5.72	6.02	6.71	6.78	5.76
Responses	136	136	134	133	129	134	136	136	136



We are
compassionate and
inclusive



We are recognised
and rewarded



We each have a voice
that counts



We are safe and
healthy



We are always
learning



We work flexibly



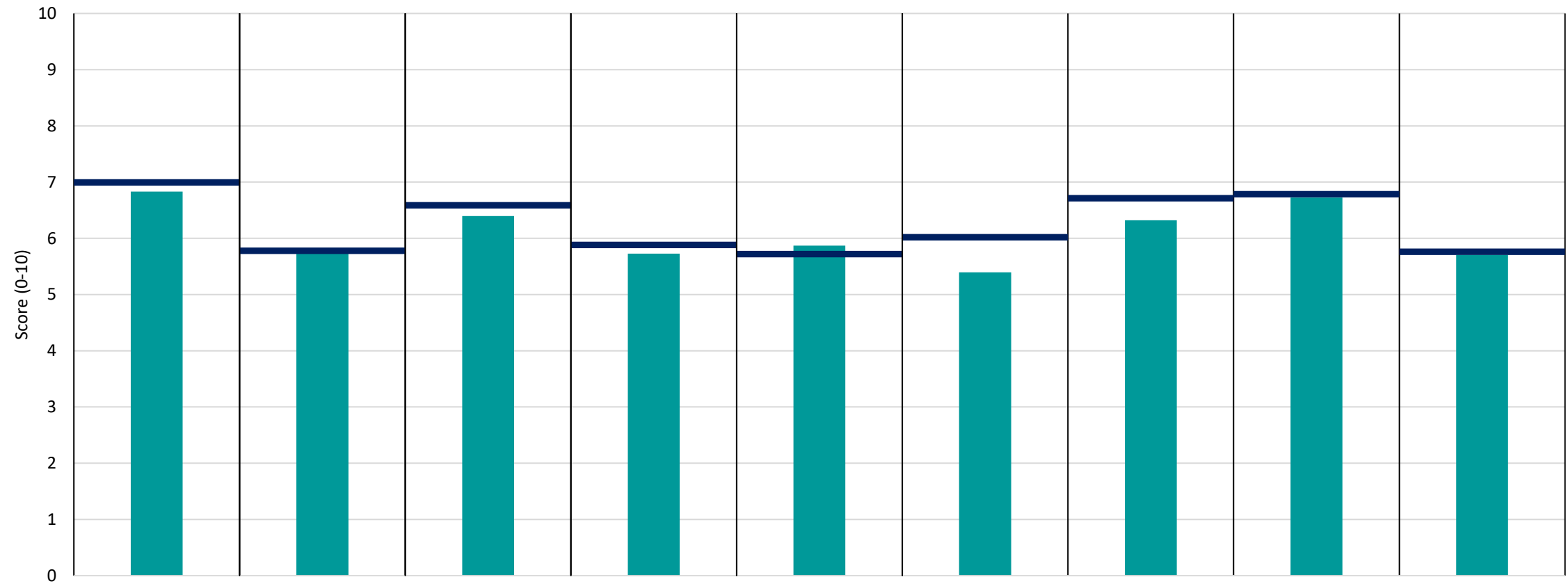
We are a team



Staff Engagement



Morale



Breakdown	6.83	5.76	6.40	5.73	5.87	5.40	6.32	6.72	5.70
Your org	6.99	5.78	6.59	5.88	5.72	6.02	6.71	6.78	5.76
Responses	575	575	574	573	556	572	573	576	576



We are
compassionate and
inclusive



We are recognised
and rewarded



We each have a voice
that counts



We are safe and
healthy



We are always
learning



We work flexibly



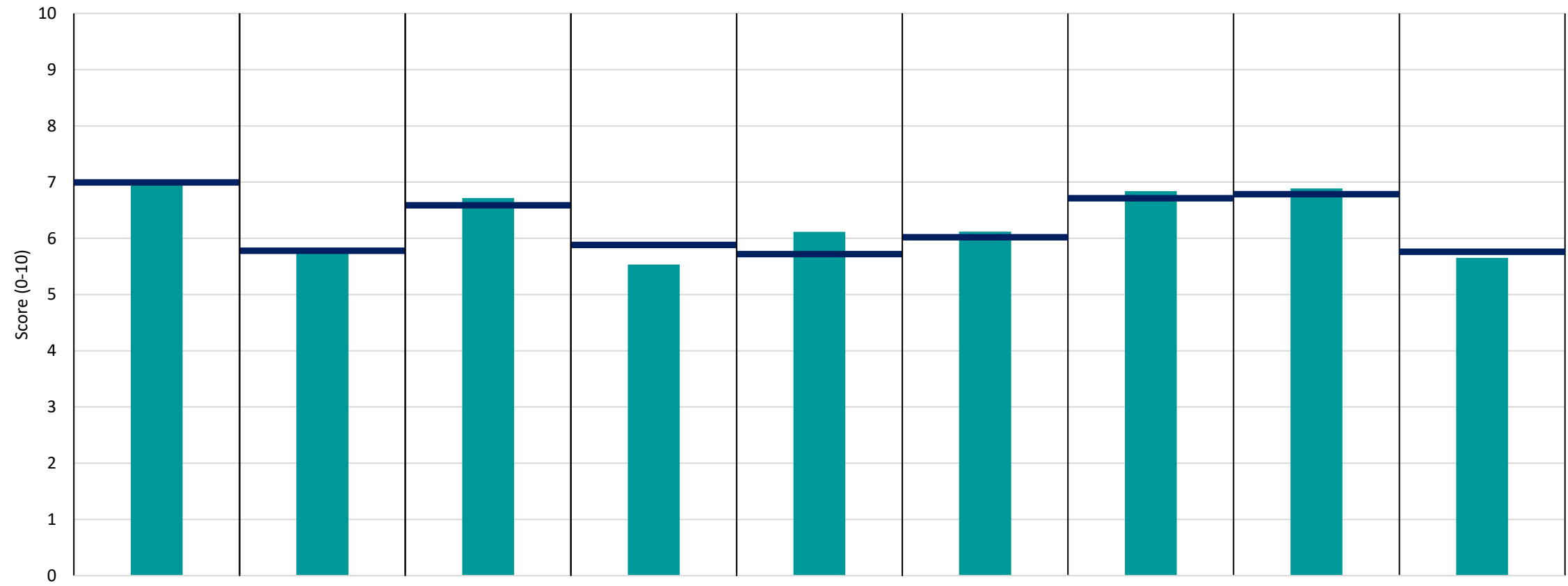
We are a team



Staff Engagement



Morale



Breakdown	7.00	5.73	6.72	5.53	6.12	6.12	6.84	6.89	5.65
Your org	6.99	5.78	6.59	5.88	5.72	6.02	6.71	6.78	5.76
Responses	1574	1576	1552	1550	1470	1559	1576	1577	1580