



Dudley Integrated Health and Care Trust

2022 NHS Staff Survey

Breakdown report

Introduction	4
People Promise element and Theme results – Breakdowns 1	5
<u>Corporate Services</u>	<u>6</u>
<u>Medical Directorate</u>	<u>7</u>
<u>Operations Directorate</u>	<u>8</u>

<u>CEO, Finance, Contracting and Digital</u>	10
<u>Continuing Healthcare and Intermediate Care</u>	11
<u>Dudley Talking Therapies Services</u>	12
<u>General Practice</u>	13
<u>Medical Directorate Leads and Business Support</u>	14
<u>Nursing Directorate, Quality and Safeguarding</u>	15
<u>PCN Staff and Business Support</u>	16
<u>People Team and Communications</u>	17
<u>Pharmacy and POD Services</u>	18
<u>School Nursing</u>	19

This directorate report for Dudley Integrated Health and Care Trust contains results by breakdown for People Promise element and theme results from the 2022 NHS Staff Survey. These results are compared to the unweighted average for your organisation.

Please note: It is possible that there are differences between the ‘Your org’ scores reported in this directorate report and those in the benchmark report. This is because the results in the benchmark report are weighted to allow for fair comparisons between organisations of a similar type. However, in this report comparisons are made within your organisation so the unweighted organisation result is a more appropriate point of comparison.

The breakdowns used in this report were provided and defined by Dudley Integrated Health and Care Trust . Details of how the People Promise element and theme scores were calculated are included in the Technical Document, available to download from our results website.

Key features

Breakdown type and **breakdown name** are specified in the header.

Breakdown results are presented in the context of the (unweighted) **organisation average ('Your org')**, so it is easy to tell if a directorate is performing better or worse than the organisation average. For all People Promise element and theme results, a higher score is a better result than a lower score

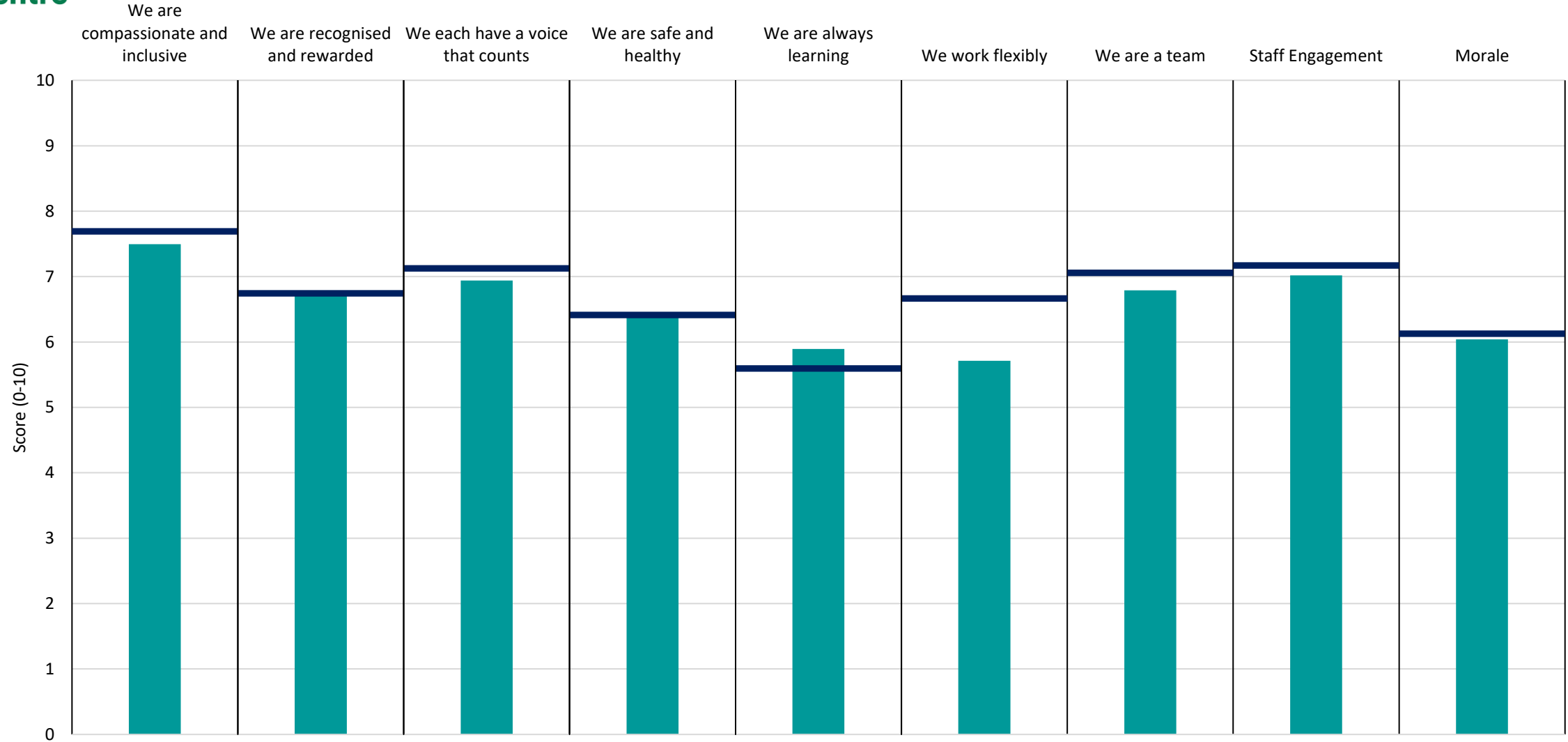
The **number of responses** feeding into each measures and sub-scores for the **given breakdown** is specified below the table containing the directorate and trust scores.



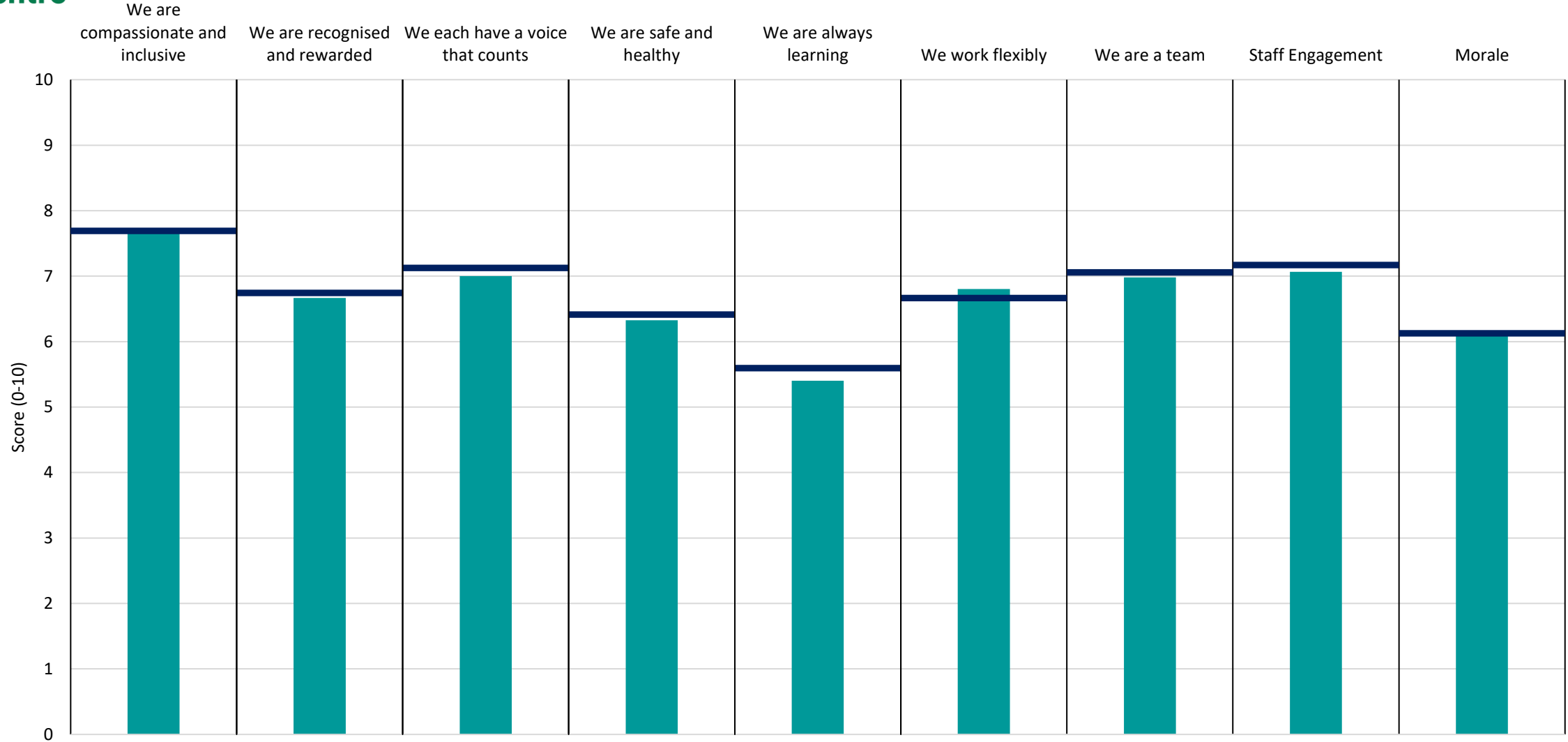
! Note: when there are less than 11 responses in a group, results are suppressed to protect staff confidentiality, for some organisations this could mean that all breakdown results are suppressed.

Breakdowns 1

Dudley Integrated Health and Care Trust
2022 NHS Staff Survey



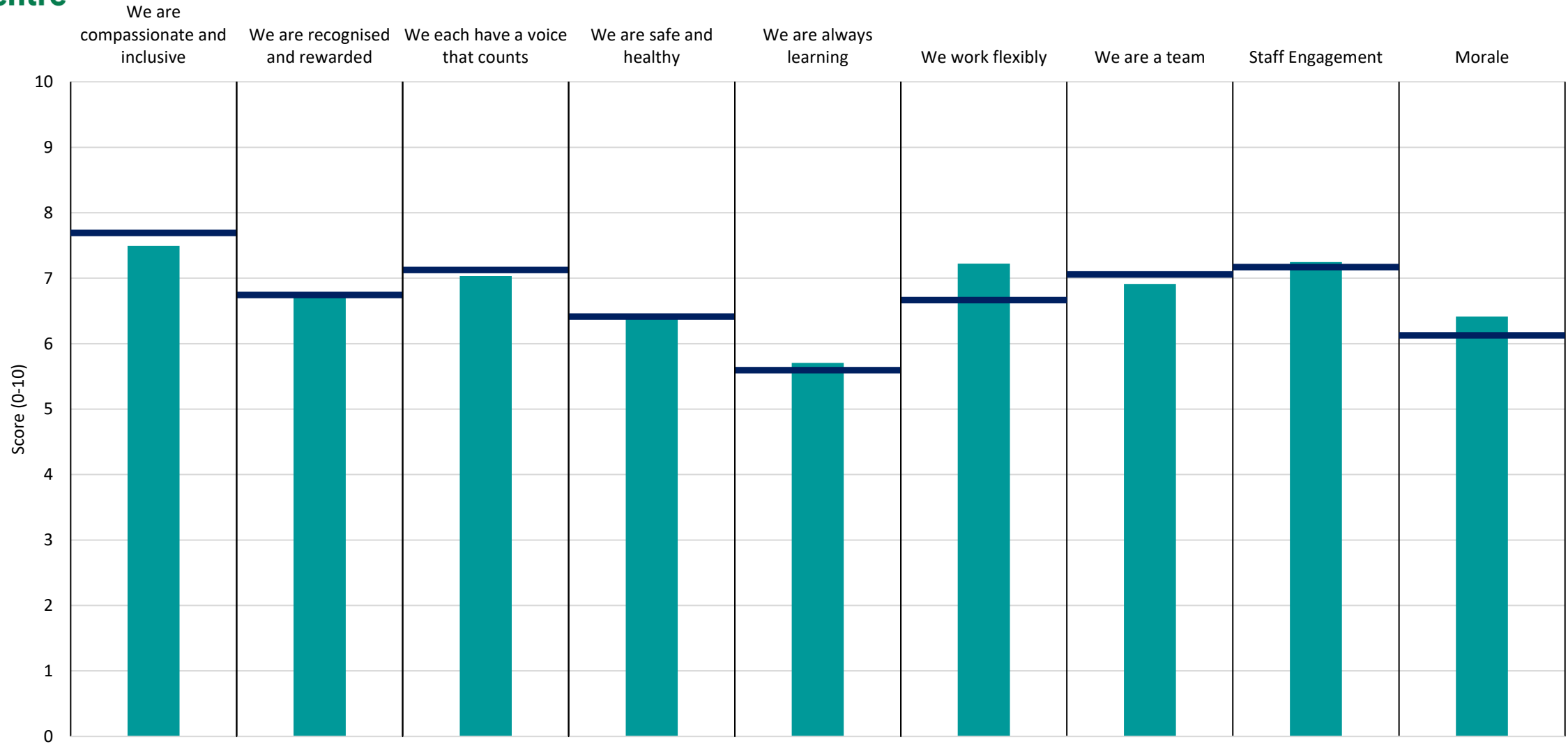
Breakdown	7.5	6.7	6.9	6.4	5.9	5.7	6.8	7.0	6.0
Your org	7.7	6.7	7.1	6.4	5.6	6.7	7.1	7.2	6.1
Responses	45	45	44	45	44	45	44	45	45



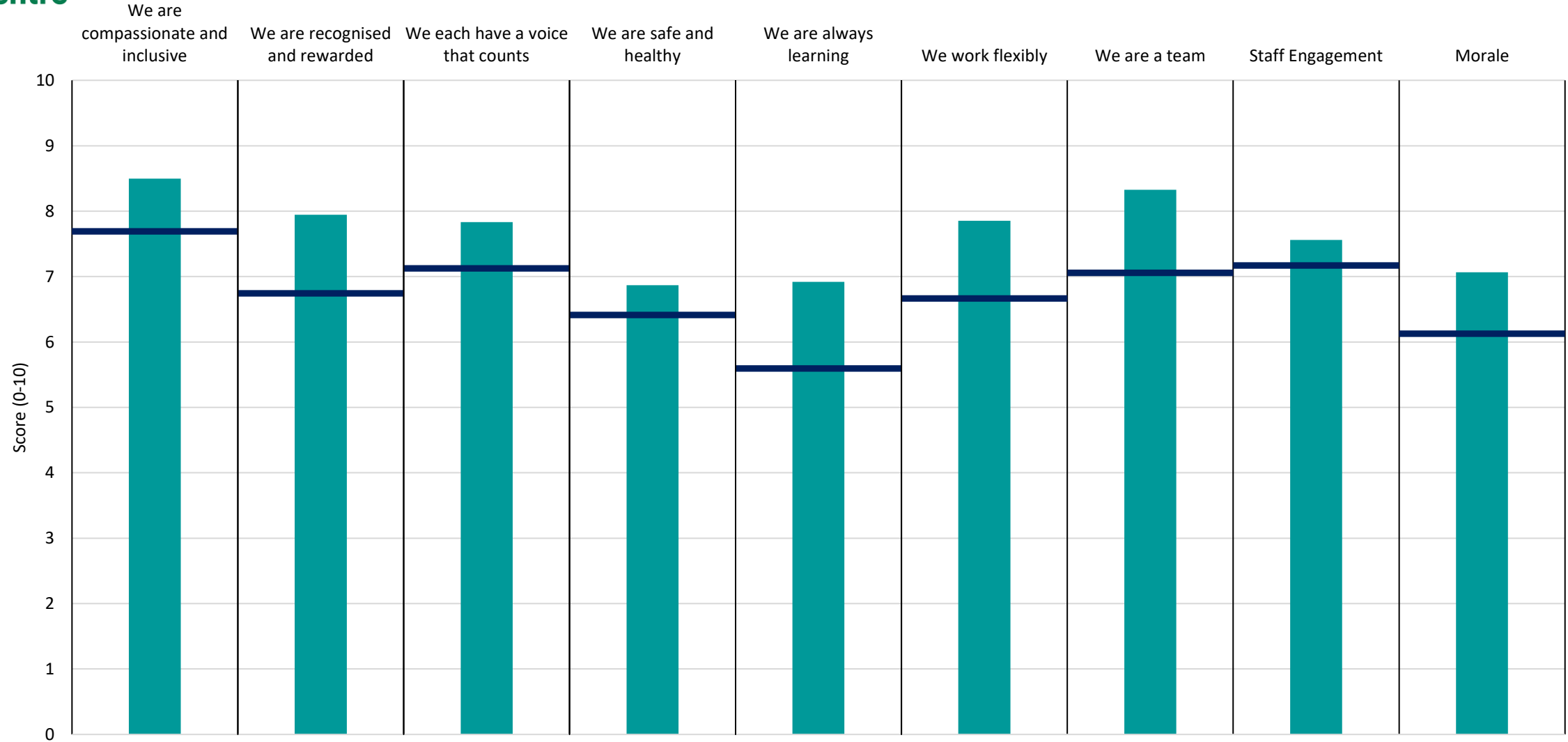
Breakdown	7.7	6.7	7.0	6.3	5.4	6.8	7.0	7.1	6.1
Your org	7.7	6.7	7.1	6.4	5.6	6.7	7.1	7.2	6.1
Responses	154	154	152	154	145	154	154	154	154

Breakdowns 2

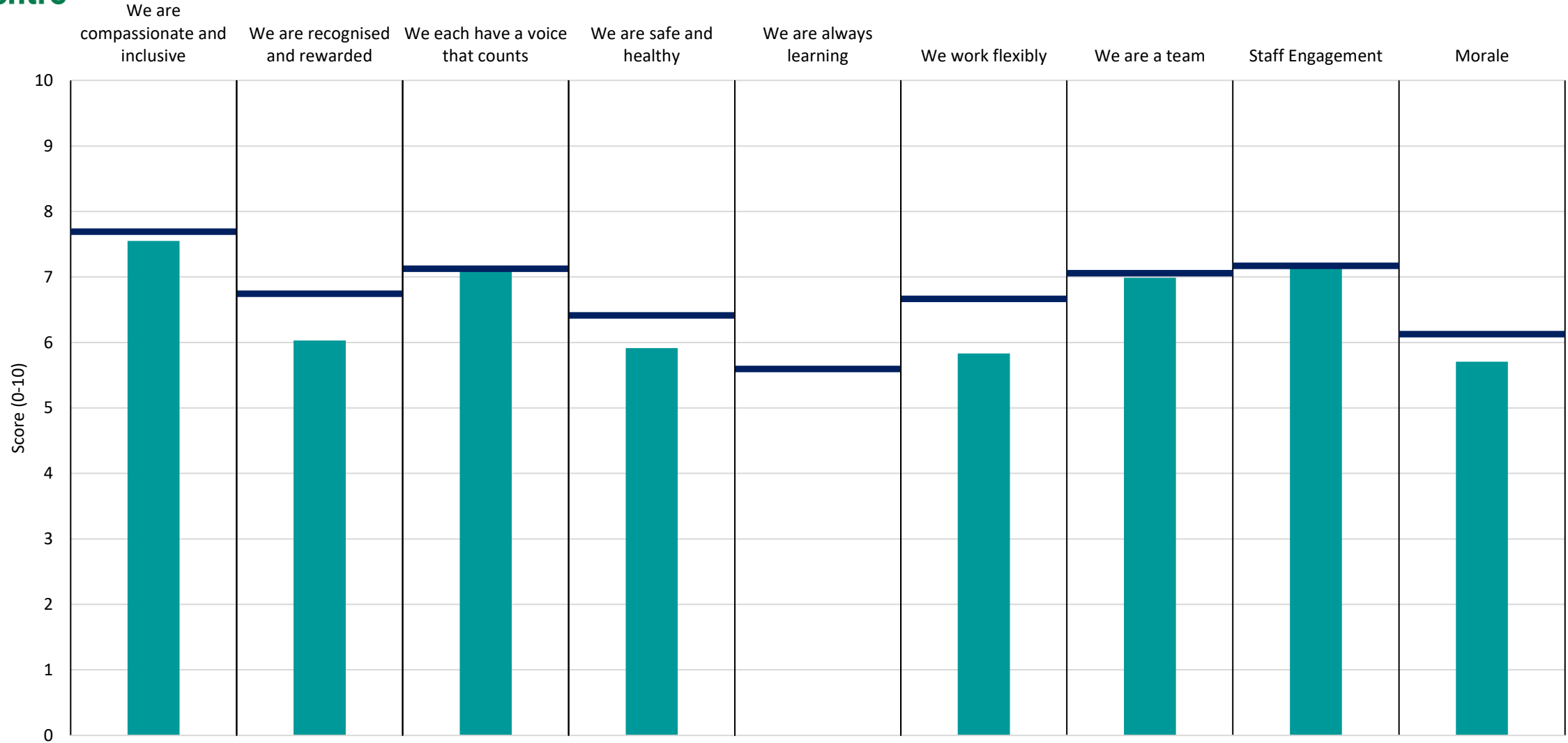
Dudley Integrated Health and Care Trust
2022 NHS Staff Survey



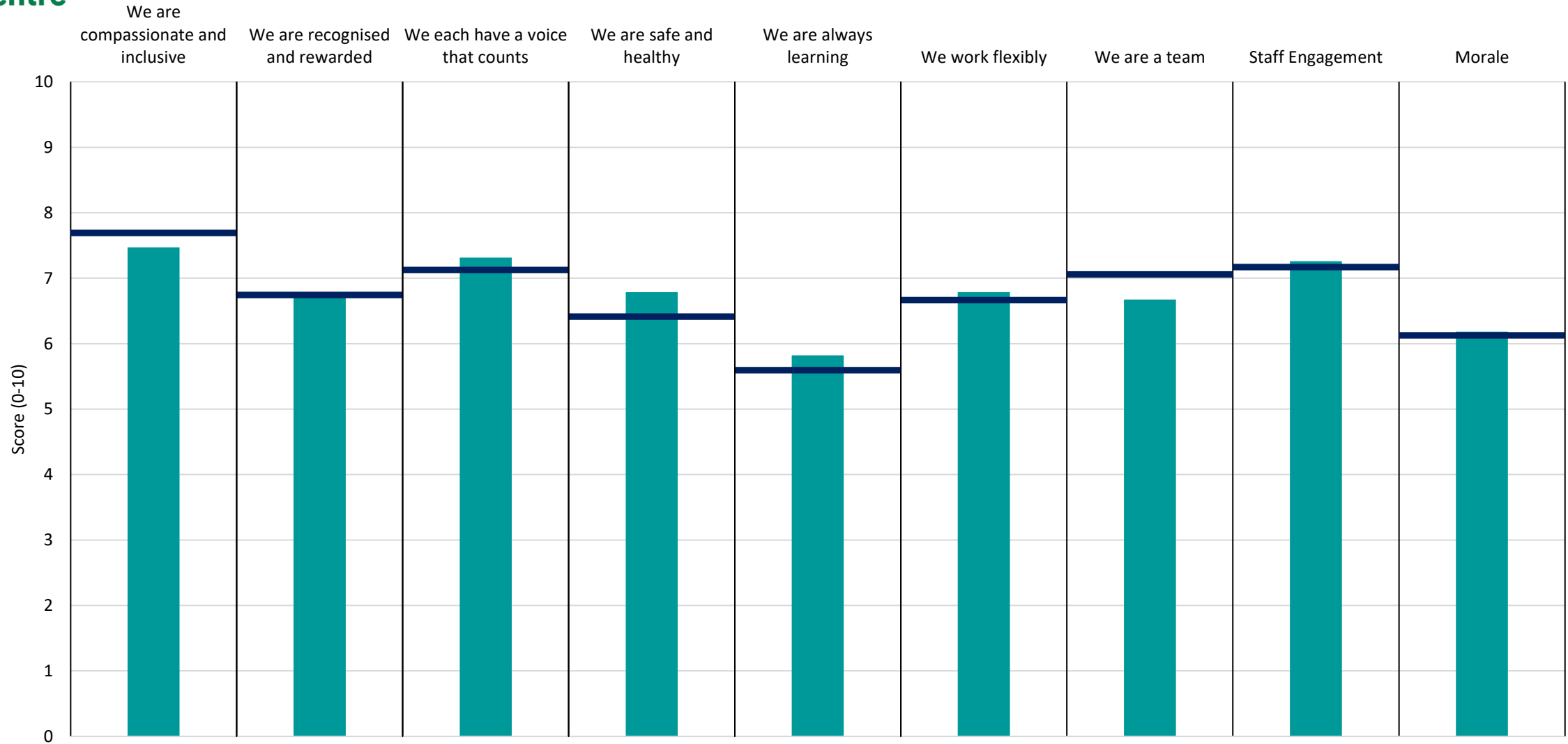
Breakdown	7.5	6.7	7.0	6.4	5.7	7.2	6.9	7.2	6.4
Your org	7.7	6.7	7.1	6.4	5.6	6.7	7.1	7.2	6.1
Responses	18	18	16	18	17	18	18	18	18



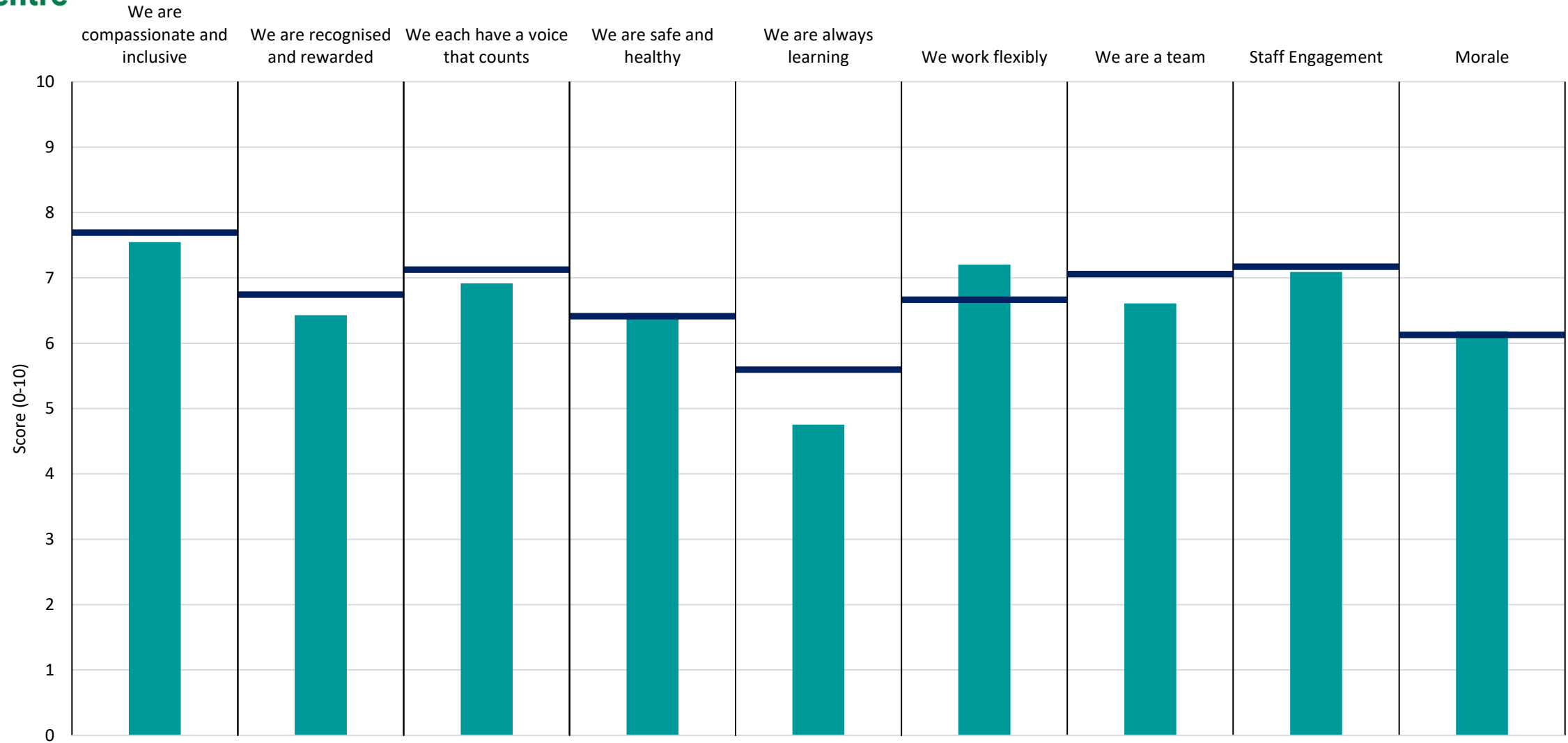
Breakdown	8.5	7.9	7.8	6.9	6.9	7.9	8.3	7.6	7.1
Your org	7.7	6.7	7.1	6.4	5.6	6.7	7.1	7.2	6.1
Responses	27	27	27	27	25	27	27	27	27



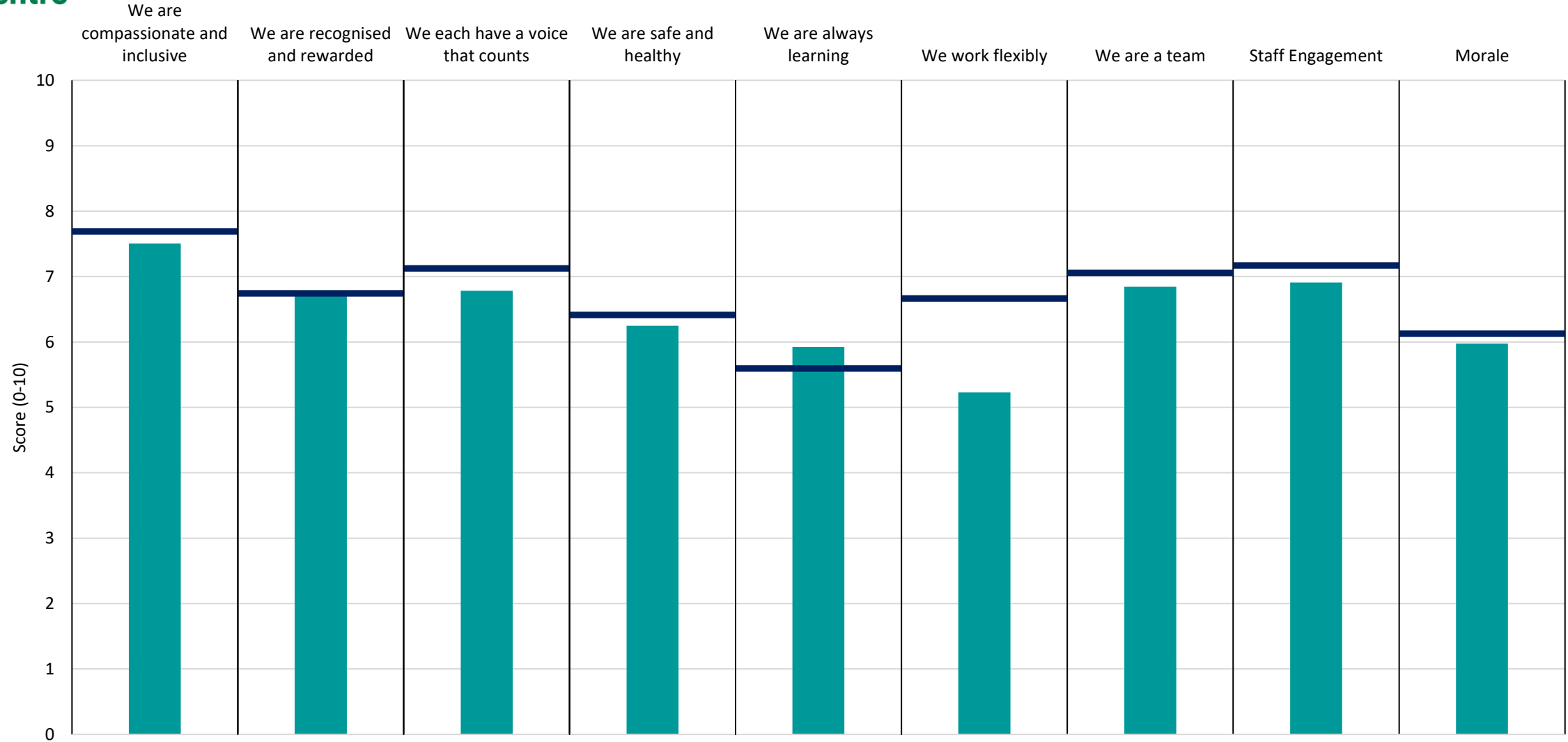
Breakdown	7.6	6.0	7.2	5.9	-	5.8	7.0	7.2	5.7
Your org	7.7	6.7	7.1	6.4	5.6	6.7	7.1	7.2	6.1
Responses	12	12	12	12	-	12	12	12	12



Breakdown	7.5	6.8	7.3	6.8	5.8	6.8	6.7	7.3	6.2
Your org	7.7	6.7	7.1	6.4	5.6	6.7	7.1	7.2	6.1
Responses	14	14	13	14	14	14	14	14	14



Breakdown	7.5	6.4	6.9	6.5	4.8	7.2	6.6	7.1	6.2
Your org	7.7	6.7	7.1	6.4	5.6	6.7	7.1	7.2	6.1
Responses	56	56	56	56	53	56	56	56	56



Breakdown	7.5	6.7	6.8	6.2	5.9	5.2	6.8	6.9	6.0
Your org	7.7	6.7	7.1	6.4	5.6	6.7	7.1	7.2	6.1
Responses	31	31	31	31	30	31	30	31	31

