



# East and North Hertfordshire NHS Trust

2022 NHS Staff Survey

Breakdown report

Introduction	4
People Promise element and Theme results – Breakdowns 1	5
<u>Cancer Services Division</u>	<u>6</u>
<u>Corporate Division</u>	<u>7</u>
<u>Planned Care Division</u>	<u>8</u>
<u>R&amp;D</u>	<u>9</u>
<u>Unplanned Care Division</u>	<u>10</u>

<u>Add Prof Scientific and Technic</u>	12
<u>Additional Clinical Services</u>	13
<u>Administrative and Clerical</u>	14
<u>Allied Health Professionals</u>	15
<u>Estates and Ancillary</u>	16
<u>Healthcare Scientists</u>	17
<u>Medical and Dental</u>	18
<u>Nursing and Midwifery Registered</u>	19

This directorate report for East and North Hertfordshire NHS Trust contains results by breakdown for People Promise element and theme results from the 2022 NHS Staff Survey. These results are compared to the unweighted average for your organisation.

**Please note:** It is possible that there are differences between the ‘Your org’ scores reported in this directorate report and those in the benchmark report. This is because the results in the benchmark report are weighted to allow for fair comparisons between organisations of a similar type. However, in this report comparisons are made within your organisation so the unweighted organisation result is a more appropriate point of comparison.

The breakdowns used in this report were provided and defined by East and North Hertfordshire NHS Trust. Details of how the People Promise element and theme scores were calculated are included in the Technical Document, available to download from our results website.

## Key features

Breakdown type and **breakdown name** are specified in the header.

Breakdown results are presented in the context of the (unweighted) **organisation average ('Your org')**, so it is easy to tell if a directorate is performing better or worse than the organisation average. For all People Promise element and theme results, a higher score is a better result than a lower score

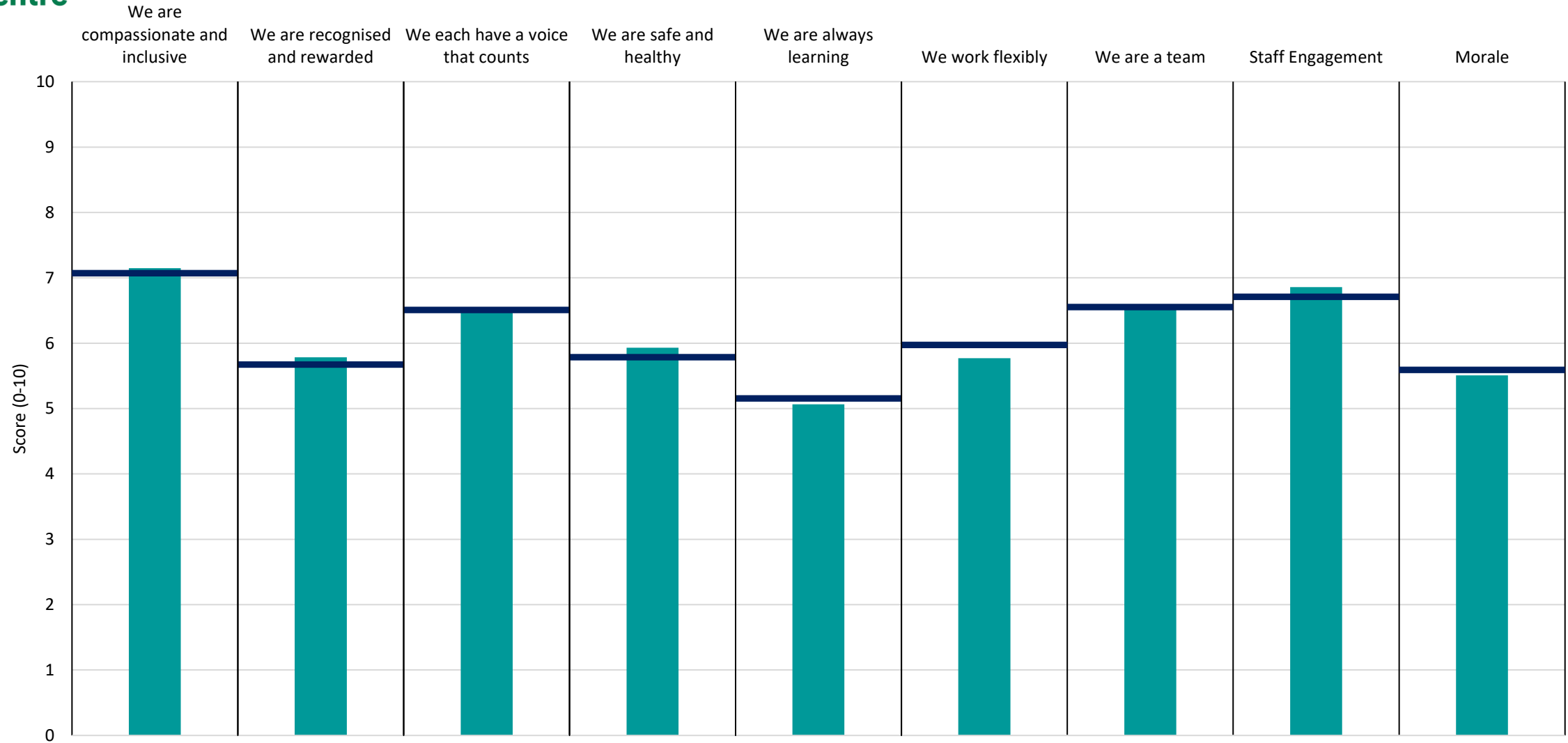
The **number of responses** feeding into each measures and sub-scores for the **given breakdown** is specified below the table containing the directorate and trust scores.



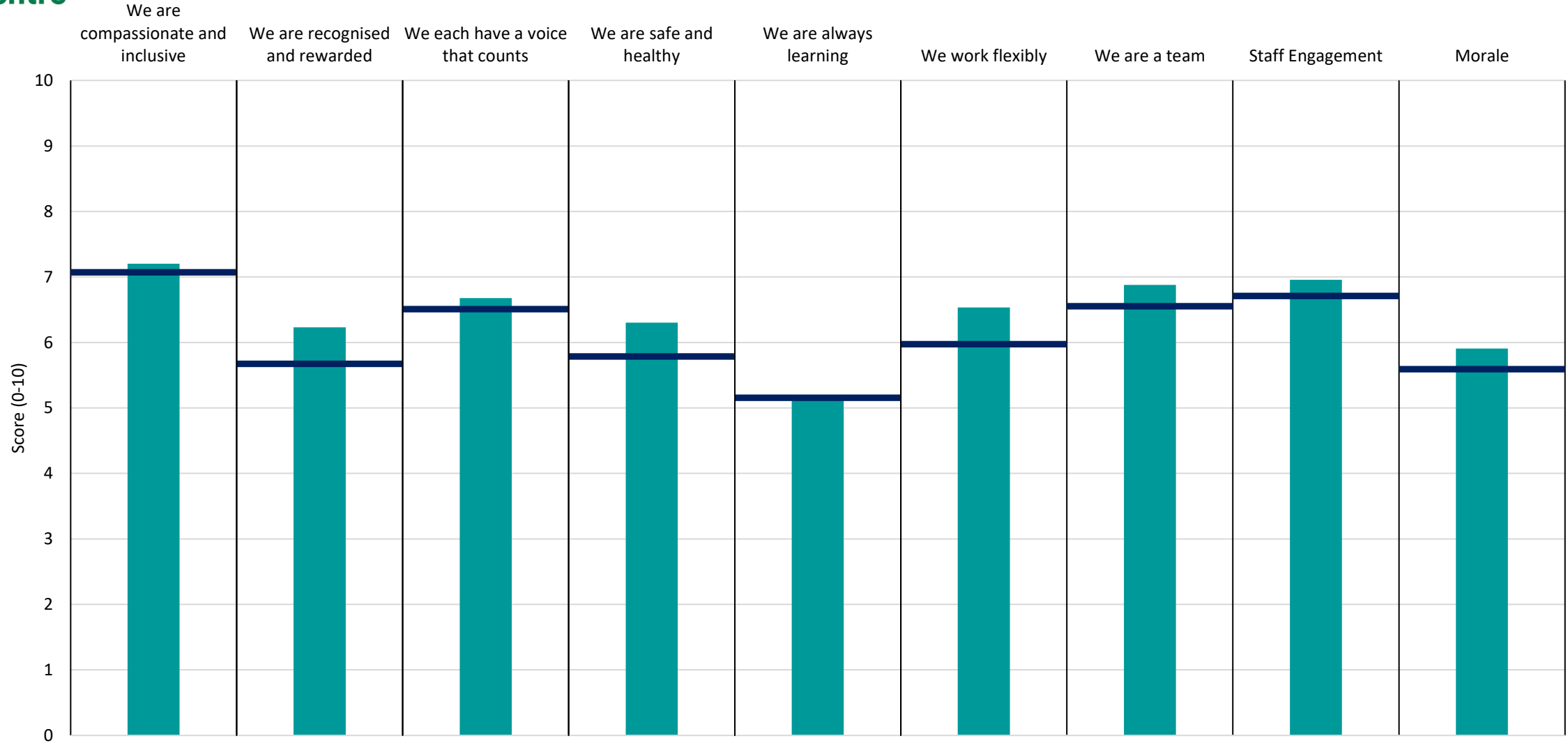
**! Note:** when there are less than 11 responses in a group, results are suppressed to protect staff confidentiality, for some organisations this could mean that all breakdown results are suppressed.

# Breakdowns 1

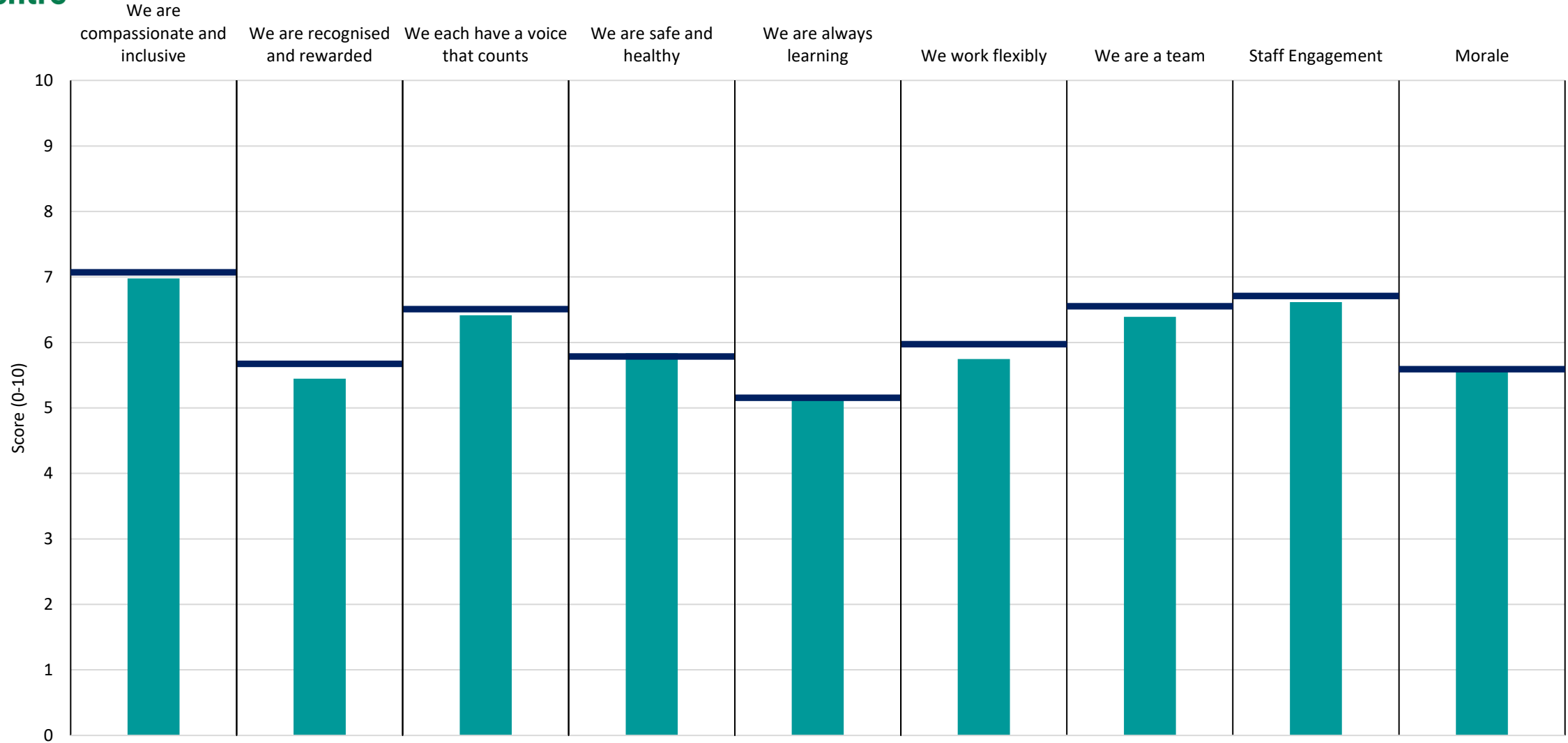
East and North Hertfordshire NHS Trust  
2022 NHS Staff Survey



Breakdown	7.1	5.8	6.5	5.9	5.1	5.8	6.6	6.9	5.5
Your org	7.1	5.7	6.5	5.8	5.2	6.0	6.6	6.7	5.6
Responses	232	231	231	232	226	230	231	232	232



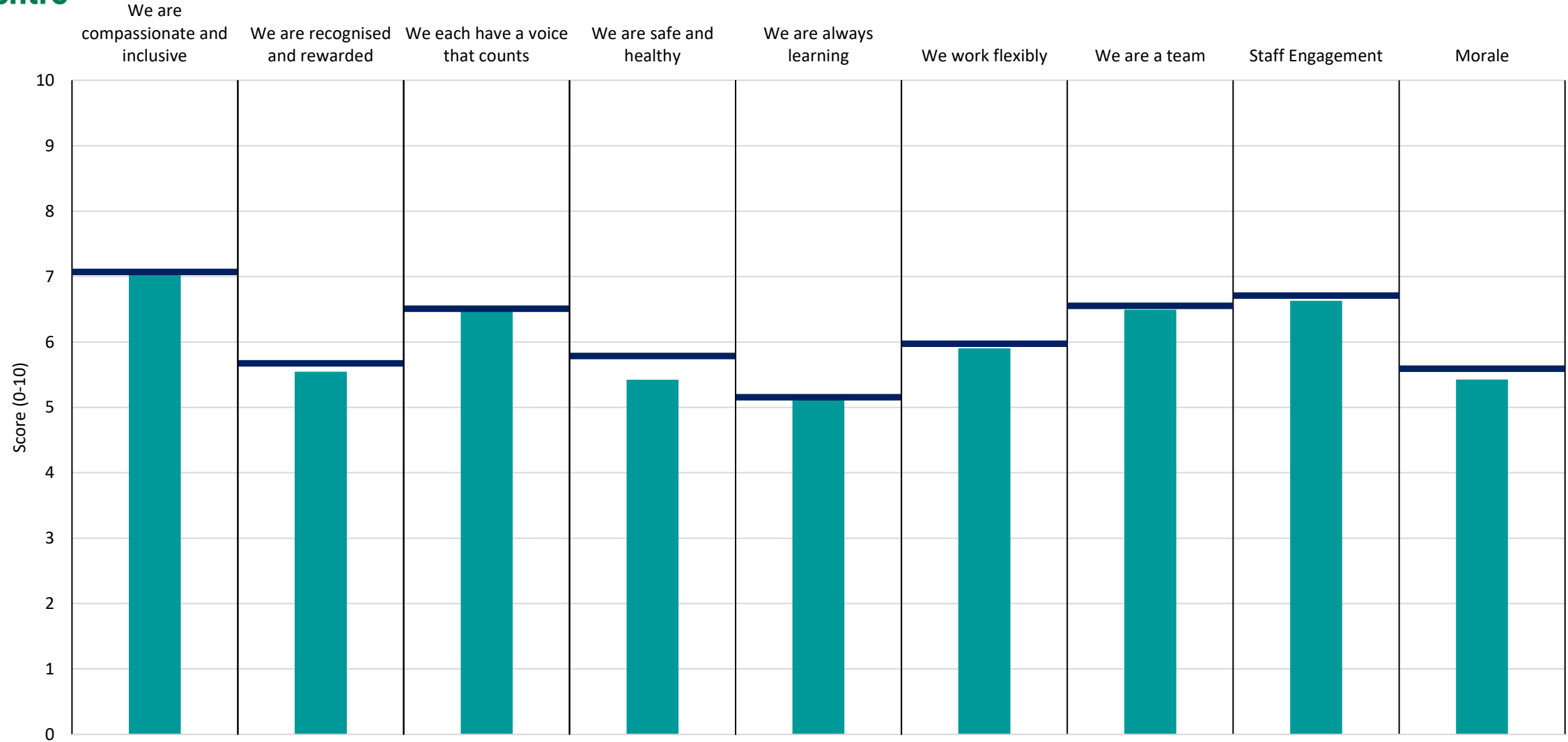
Breakdown	7.2	6.2	6.7	6.3	5.1	6.5	6.9	7.0	5.9
Your org	7.1	5.7	6.5	5.8	5.2	6.0	6.6	6.7	5.6
Responses	550	552	544	548	526	549	550	551	552



Breakdown	7.0	5.4	6.4	5.8	5.1	5.7	6.4	6.6	5.6
Your org	7.1	5.7	6.5	5.8	5.2	6.0	6.6	6.7	5.6
Responses	1016	1014	1001	1011	951	1010	1013	1017	1016





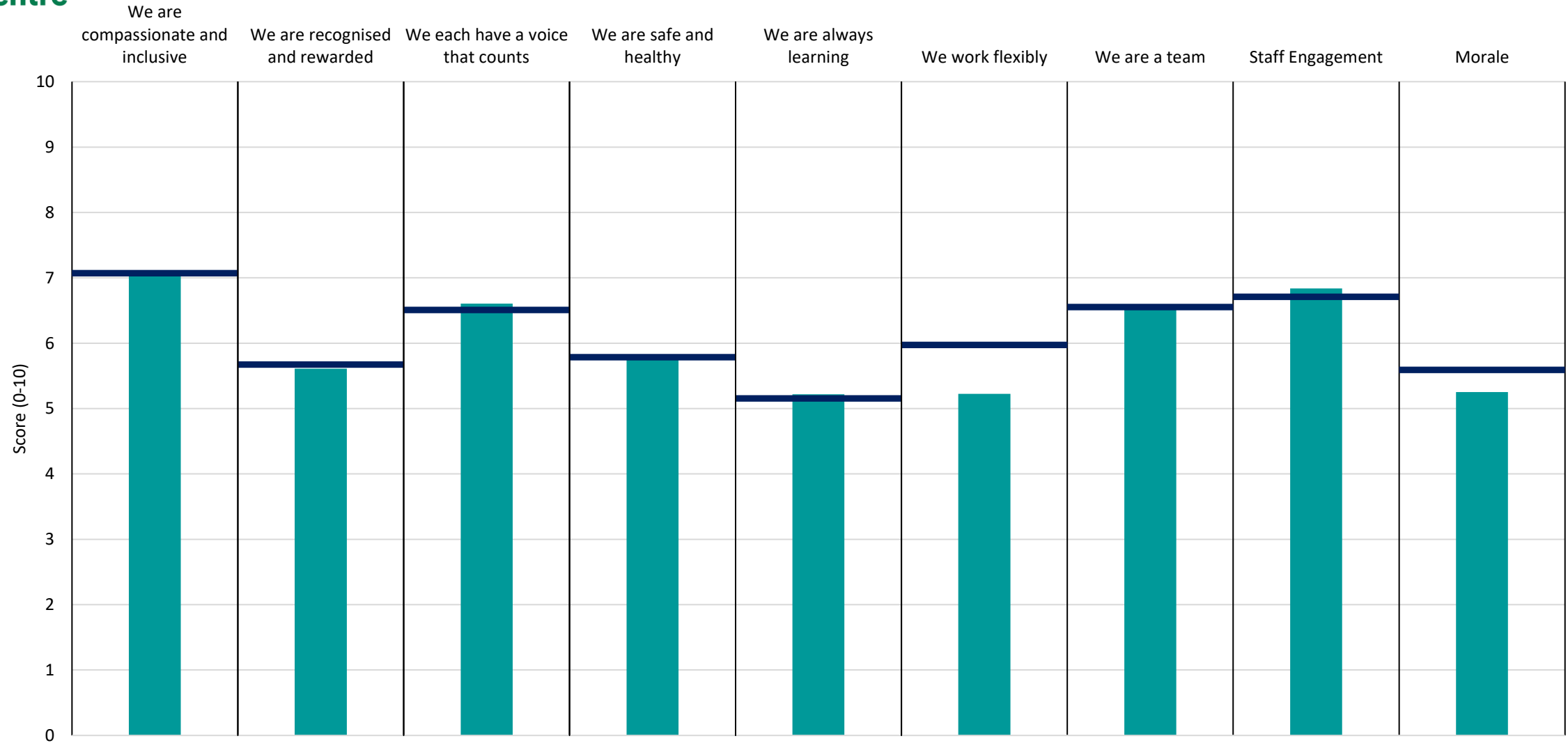


Breakdown	7.0	5.5	6.5	5.4	5.2	5.9	6.5	6.6	5.4
Your org	7.1	5.7	6.5	5.8	5.2	6.0	6.6	6.7	5.6
Responses	1112	1112	1106	1109	1052	1110	1110	1114	1115

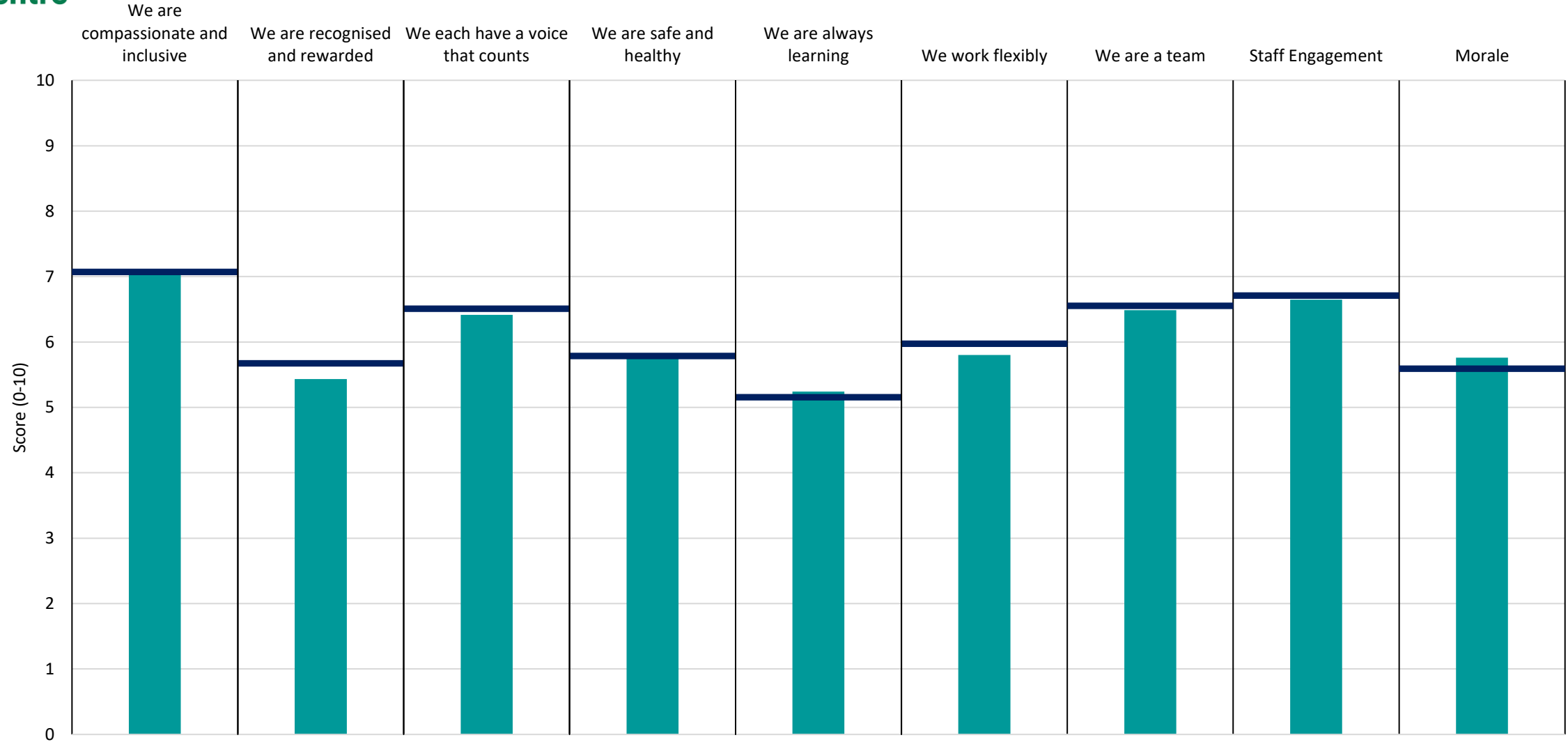
# Breakdowns 2

East and North Hertfordshire NHS Trust  
2022 NHS Staff Survey

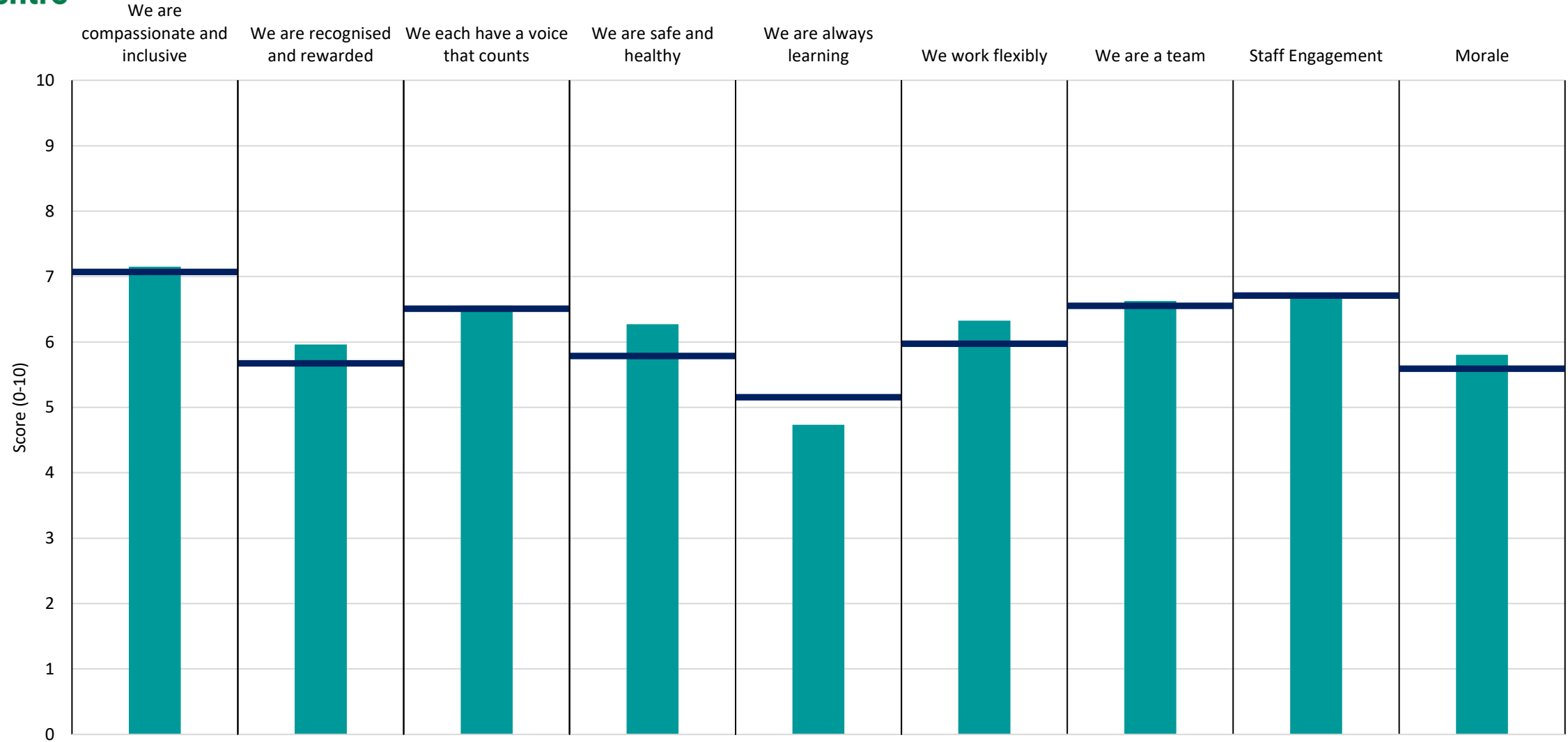
# Add Prof Scientific and Technic



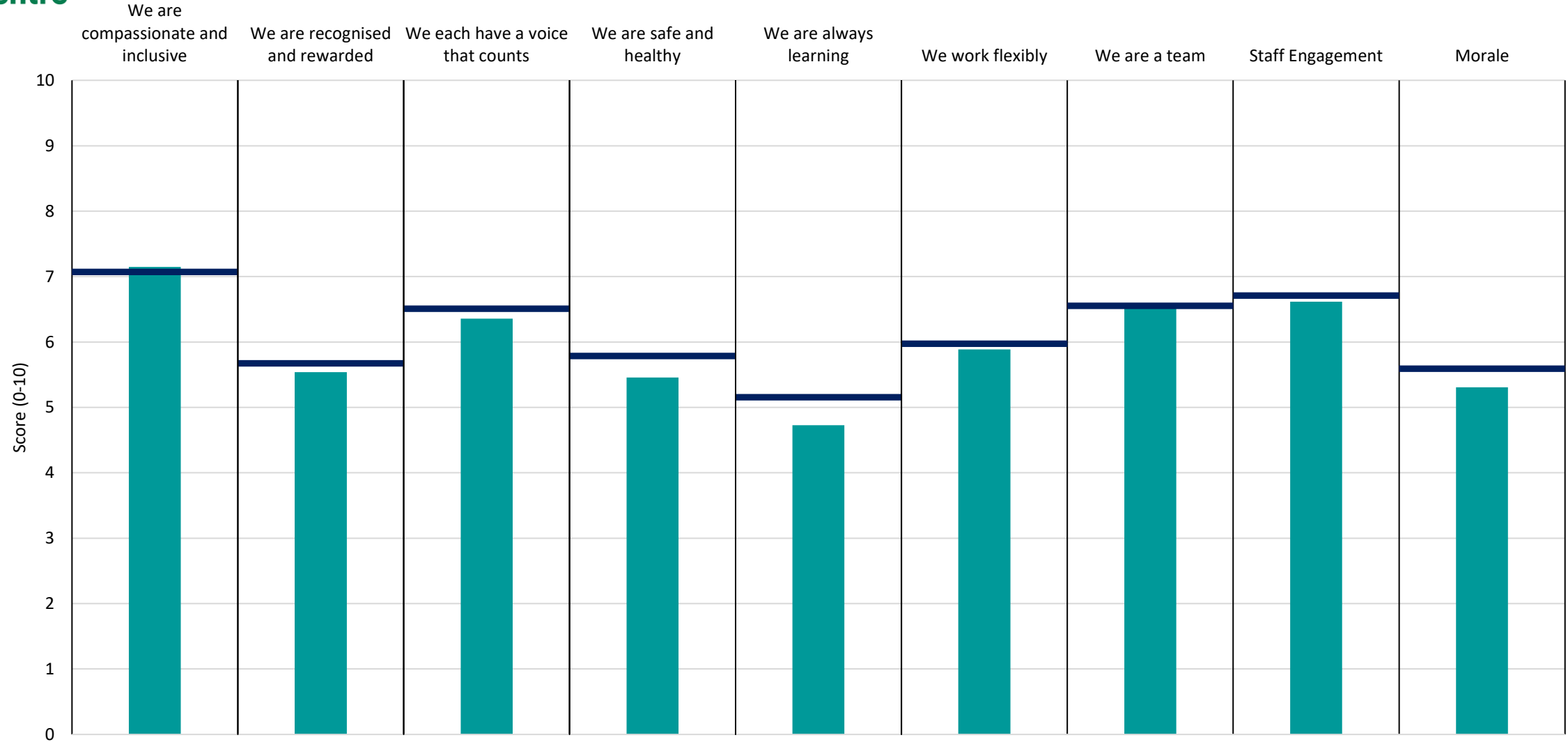
Breakdown	7.1	5.6	6.6	5.7	5.2	5.2	6.6	6.8	5.3
Your org	7.1	5.7	6.5	5.8	5.2	6.0	6.6	6.7	5.6
Responses	119	118	119	119	116	118	119	119	119



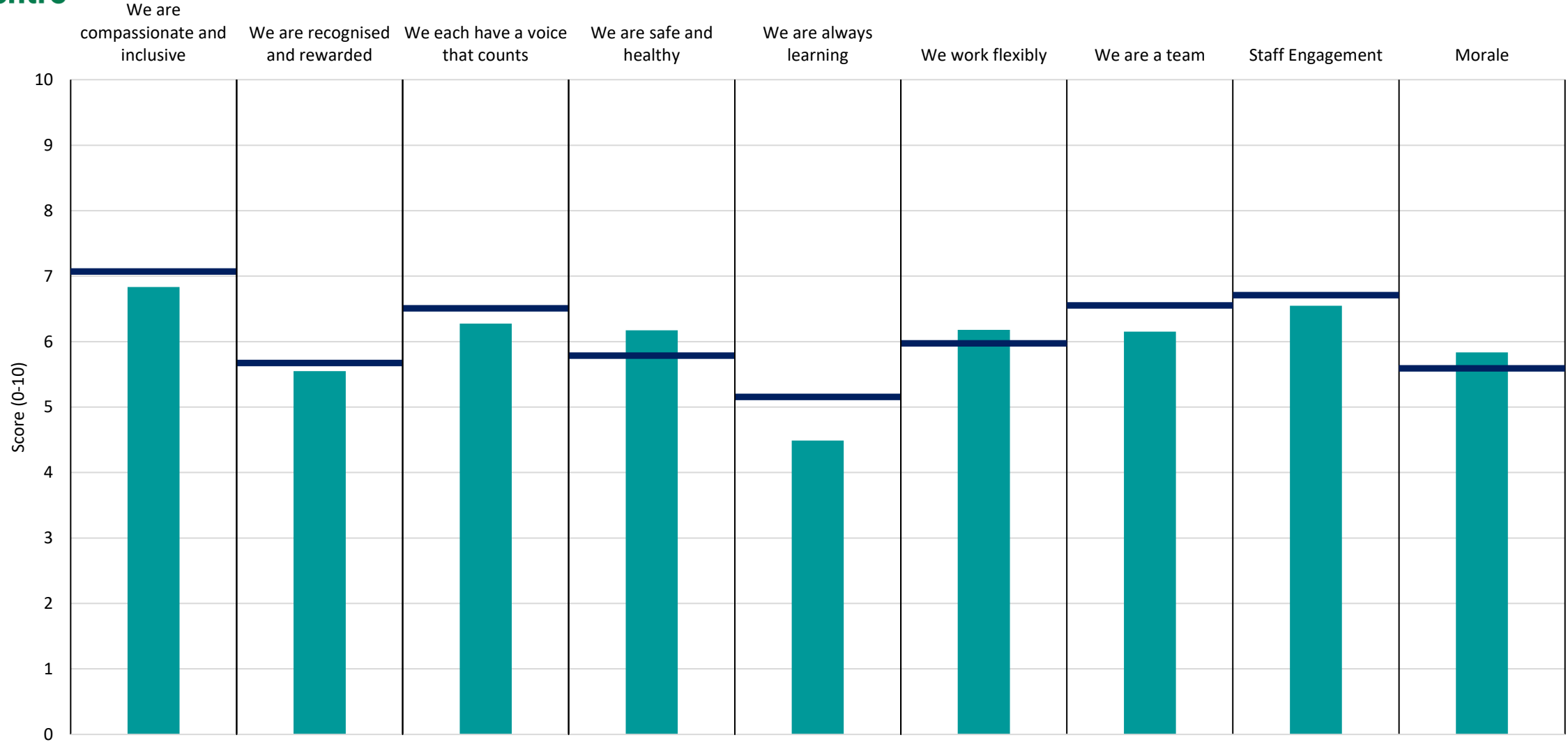
Breakdown	7.1	5.4	6.4	5.8	5.2	5.8	6.5	6.6	5.8
Your org	7.1	5.7	6.5	5.8	5.2	6.0	6.6	6.7	5.6
Responses	399	399	395	396	364	398	400	400	401



Breakdown	7.2	6.0	6.6	6.3	4.7	6.3	6.6	6.7	5.8
Your org	7.1	5.7	6.5	5.8	5.2	6.0	6.6	6.7	5.6
Responses	866	866	854	864	822	861	863	866	866

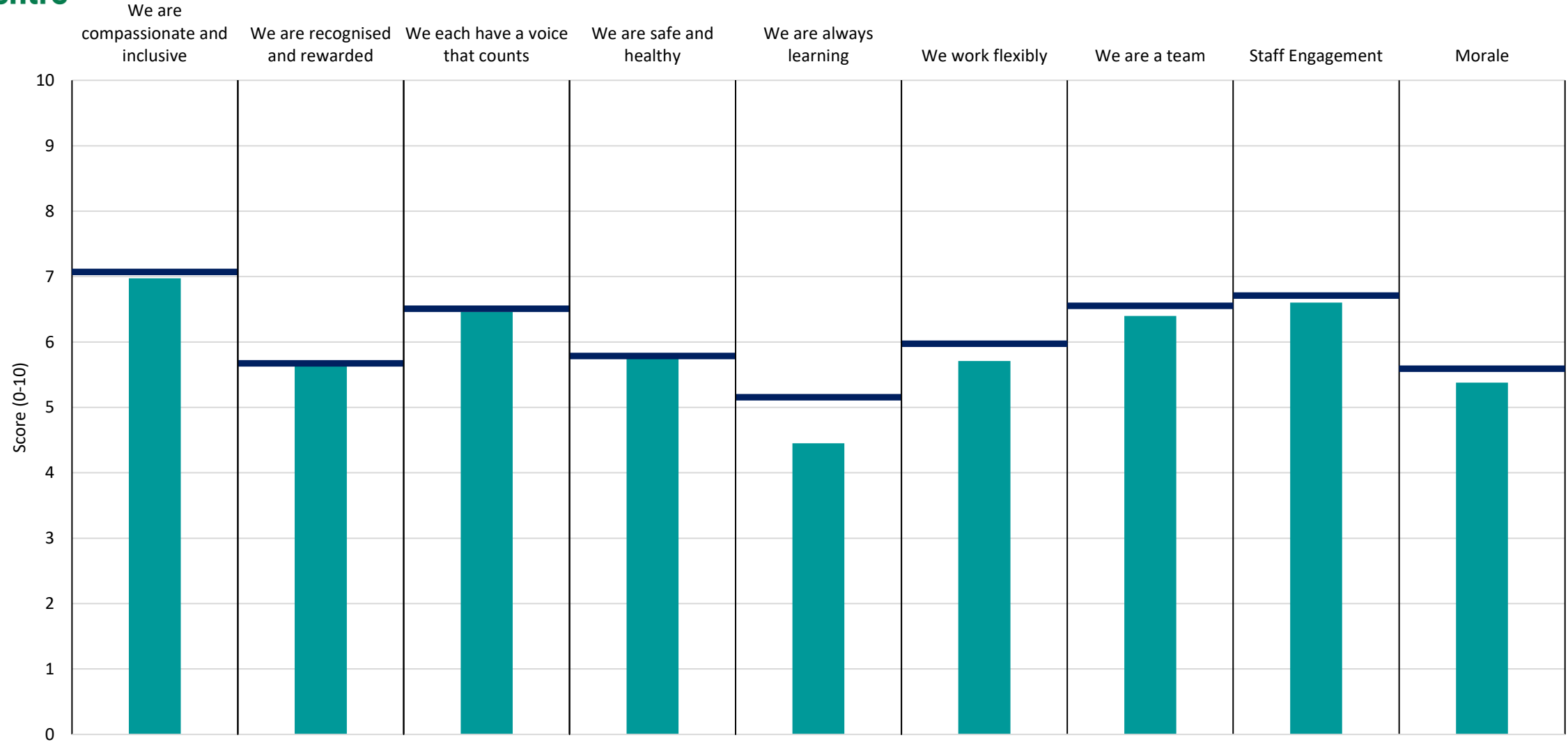


Breakdown	7.1	5.5	6.4	5.5	4.7	5.9	6.6	6.6	5.3
Your org	7.1	5.7	6.5	5.8	5.2	6.0	6.6	6.7	5.6
Responses	134	133	134	133	125	133	134	134	134

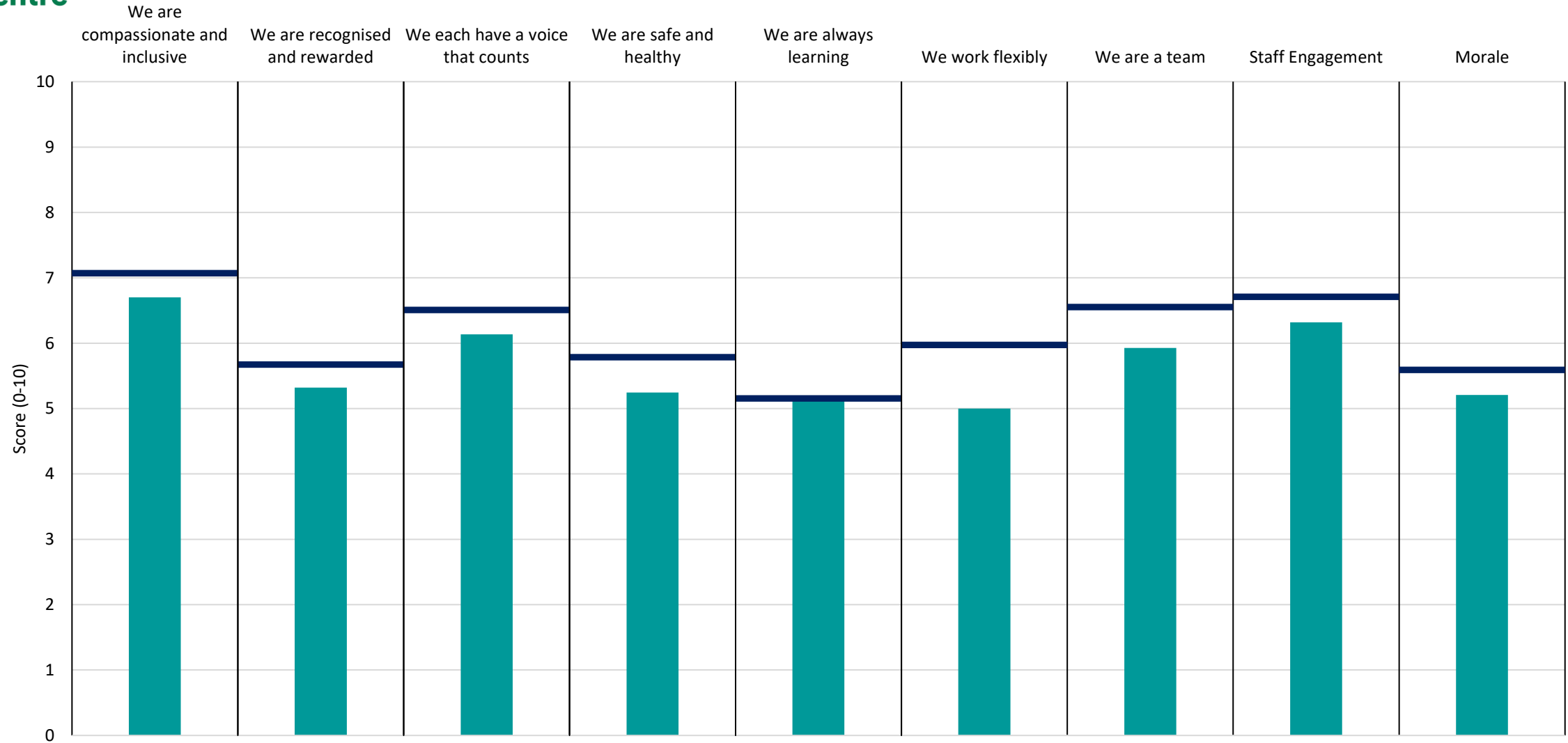


Breakdown	6.8	5.6	6.3	6.2	4.5	6.2	6.2	6.5	5.8
Your org	7.1	5.7	6.5	5.8	5.2	6.0	6.6	6.7	5.6
Responses	121	122	119	120	109	122	121	121	122



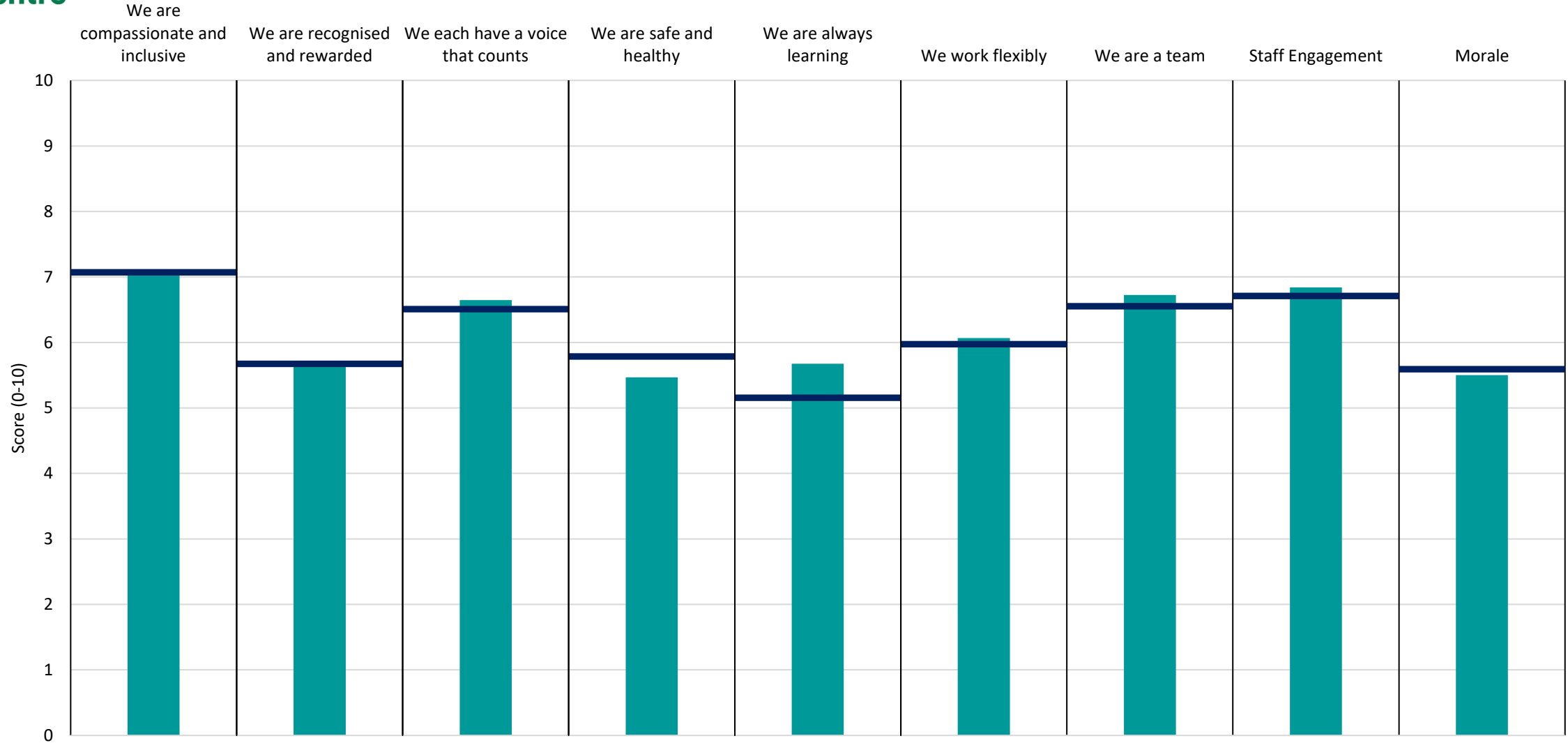


Breakdown	7.0	5.7	6.5	5.8	4.5	5.7	6.4	6.6	5.4
Your org	7.1	5.7	6.5	5.8	5.2	6.0	6.6	6.7	5.6
Responses	95	95	95	95	92	94	95	95	95



Breakdown	6.7	5.3	6.1	5.2	5.2	5.0	5.9	6.3	5.2
Your org	7.1	5.7	6.5	5.8	5.2	6.0	6.6	6.7	5.6
Responses	240	240	239	241	234	239	239	241	241

# Nursing and Midwifery Registered



Breakdown	7.1	5.6	6.6	5.5	5.7	6.1	6.7	6.8	5.5
Your org	7.1	5.7	6.5	5.8	5.2	6.0	6.6	6.7	5.6
Responses	977	977	968	973	934	975	974	979	978