



# Cambridgeshire and Peterborough NHS Foundation Trust

2022 NHS Staff Survey

Breakdown report

Introduction	4
People Promise element and Theme results – Breakdowns 1	5
<u>Cambridgeshire &amp; Peterborough NHS Foundation Trust</u>	<u>6</u>

---

<u>Adults &amp; Specialist Mental Health</u>	8
<u>Children, Young People &amp; Families</u>	9
<u>Corporate Services</u>	10
<u>Older People &amp; Adult Community</u>	11
<u>Research &amp; Development</u>	12

This directorate report for Cambridgeshire and Peterborough NHS Foundation Trust contains results by breakdown for People Promise element and theme results from the 2022 NHS Staff Survey. These results are compared to the unweighted average for your organisation.

**Please note:** It is possible that there are differences between the ‘Your org’ scores reported in this directorate report and those in the benchmark report. This is because the results in the benchmark report are weighted to allow for fair comparisons between organisations of a similar type. However, in this report comparisons are made within your organisation so the unweighted organisation result is a more appropriate point of comparison.

The breakdowns used in this report were provided and defined by Cambridgeshire and Peterborough NHS Foundation Trust. Details of how the People Promise element and theme scores were calculated are included in the Technical Document, available to download from our results website.

## Key features

Breakdown type and **breakdown name** are specified in the header.

Breakdown results are presented in the context of the (unweighted) **organisation average ('Your org')**, so it is easy to tell if a directorate is performing better or worse than the organisation average. For all People Promise element and theme results, a higher score is a better result than a lower score

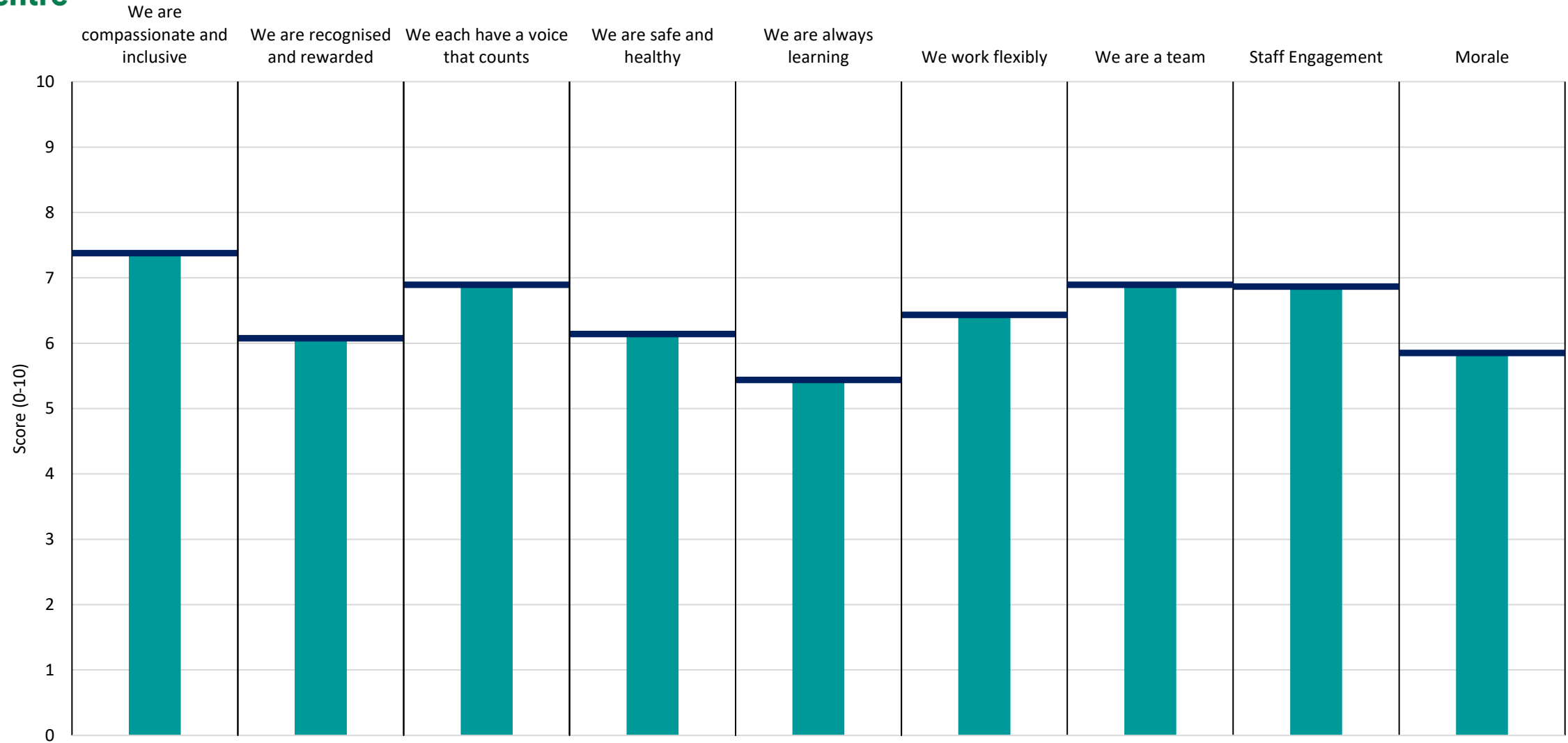
The **number of responses** feeding into each measures and sub-scores for the **given breakdown** is specified below the table containing the directorate and trust scores.



**! Note:** when there are less than 11 responses in a group, results are suppressed to protect staff confidentiality, for some organisations this could mean that all breakdown results are suppressed.

# Breakdowns 1

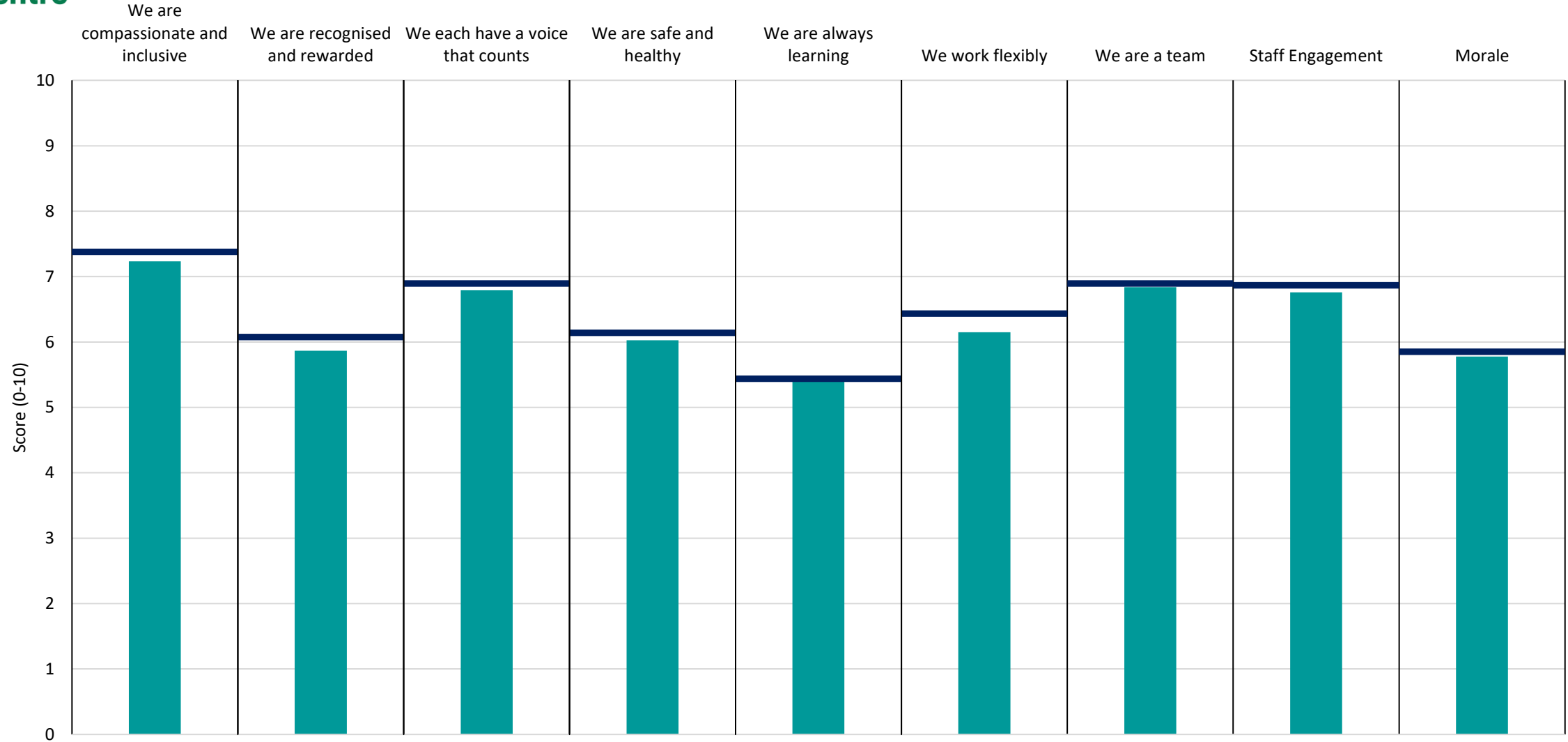
Cambridgeshire and Peterborough NHS Foundation Trust  
2022 NHS Staff Survey



Breakdown	7.4	6.1	6.9	6.1	5.4	6.4	6.9	6.9	5.9
Your org	7.4	6.1	6.9	6.1	5.4	6.4	6.9	6.9	5.9
Responses	1447	1447	1444	1447	1370	1444	1447	1449	1448

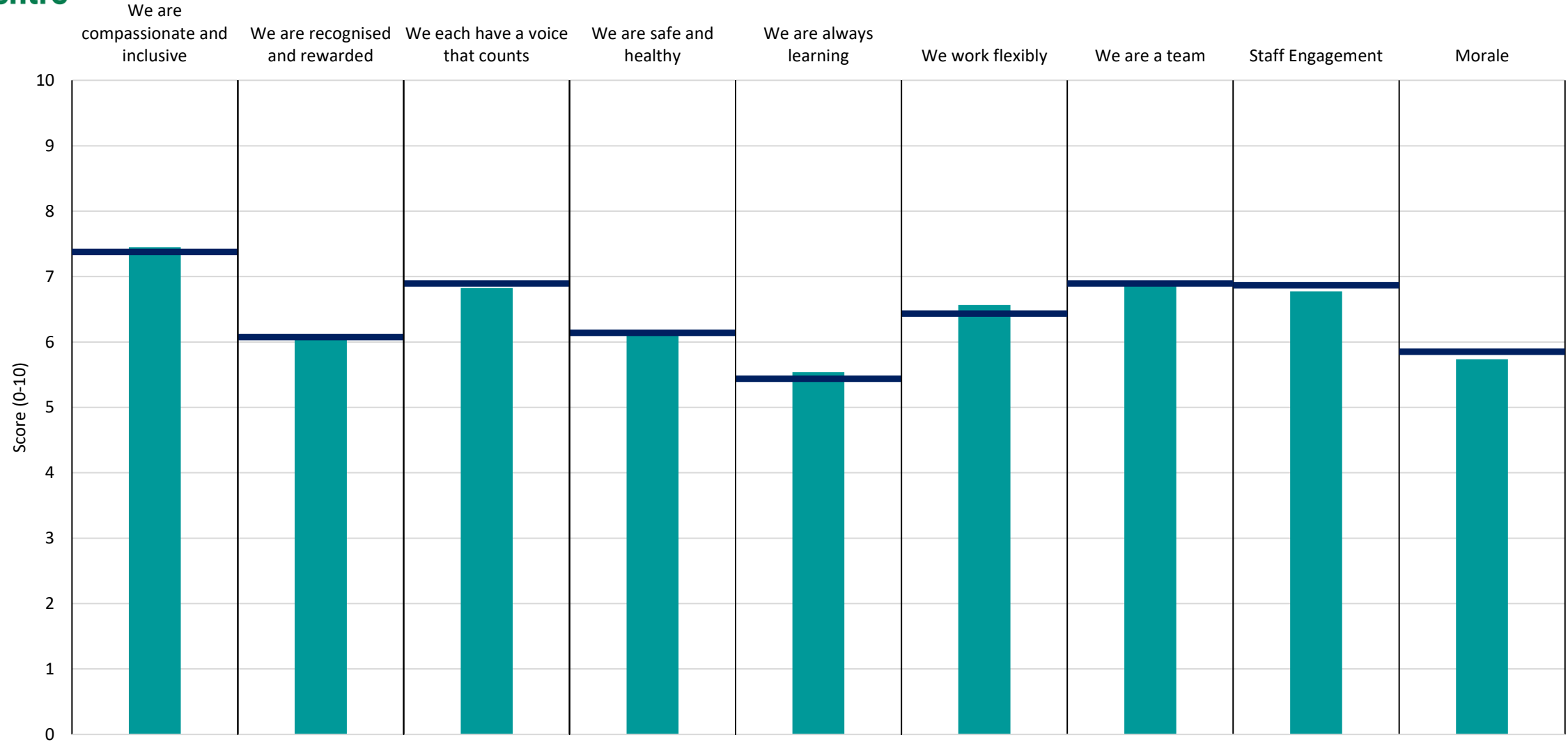
# Breakdowns 2

Cambridgeshire and Peterborough NHS Foundation Trust  
2022 NHS Staff Survey

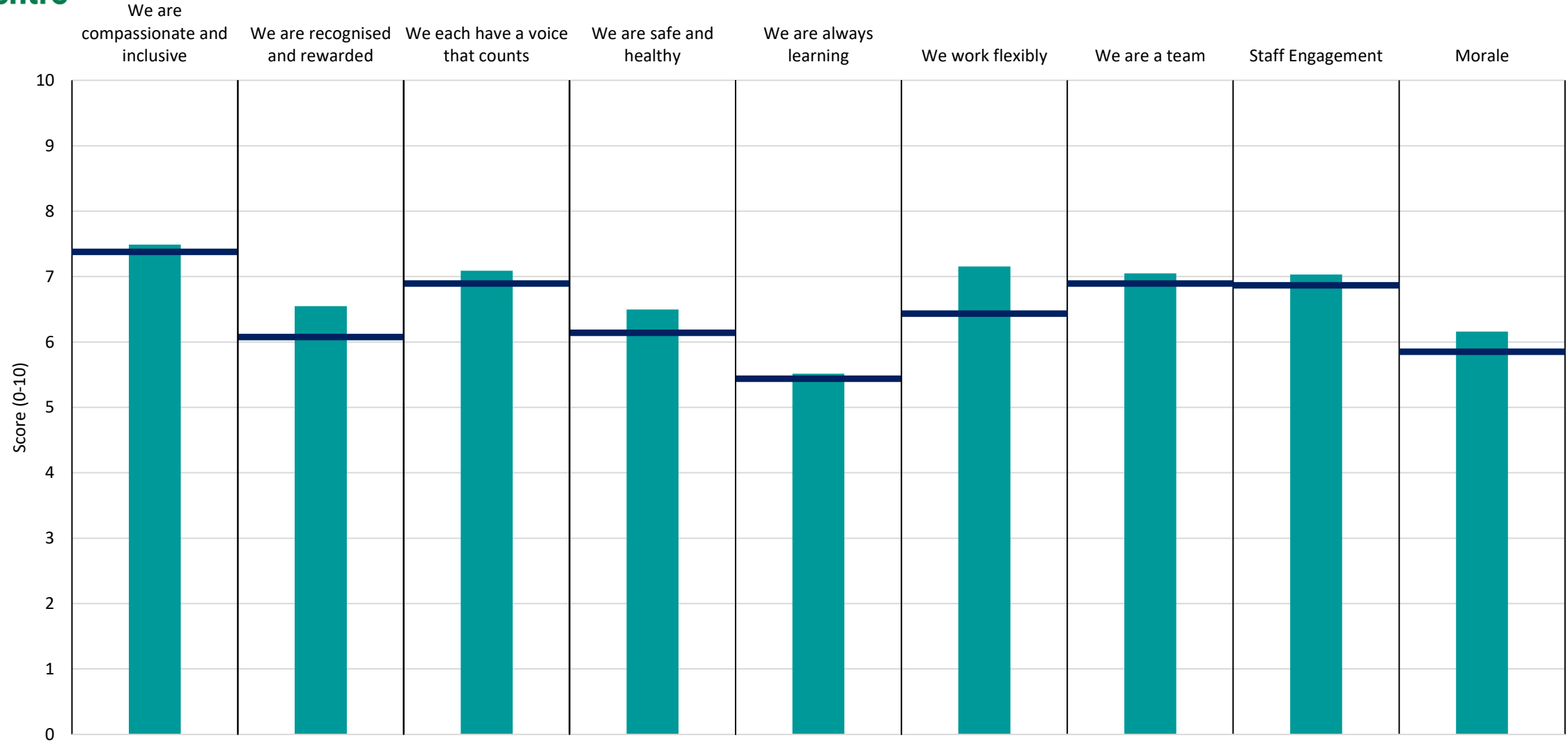


Breakdown	7.2	5.9	6.8	6.0	5.4	6.1	6.8	6.8	5.8
Your org	7.4	6.1	6.9	6.1	5.4	6.4	6.9	6.9	5.9
Responses	482	482	481	482	451	479	482	482	482

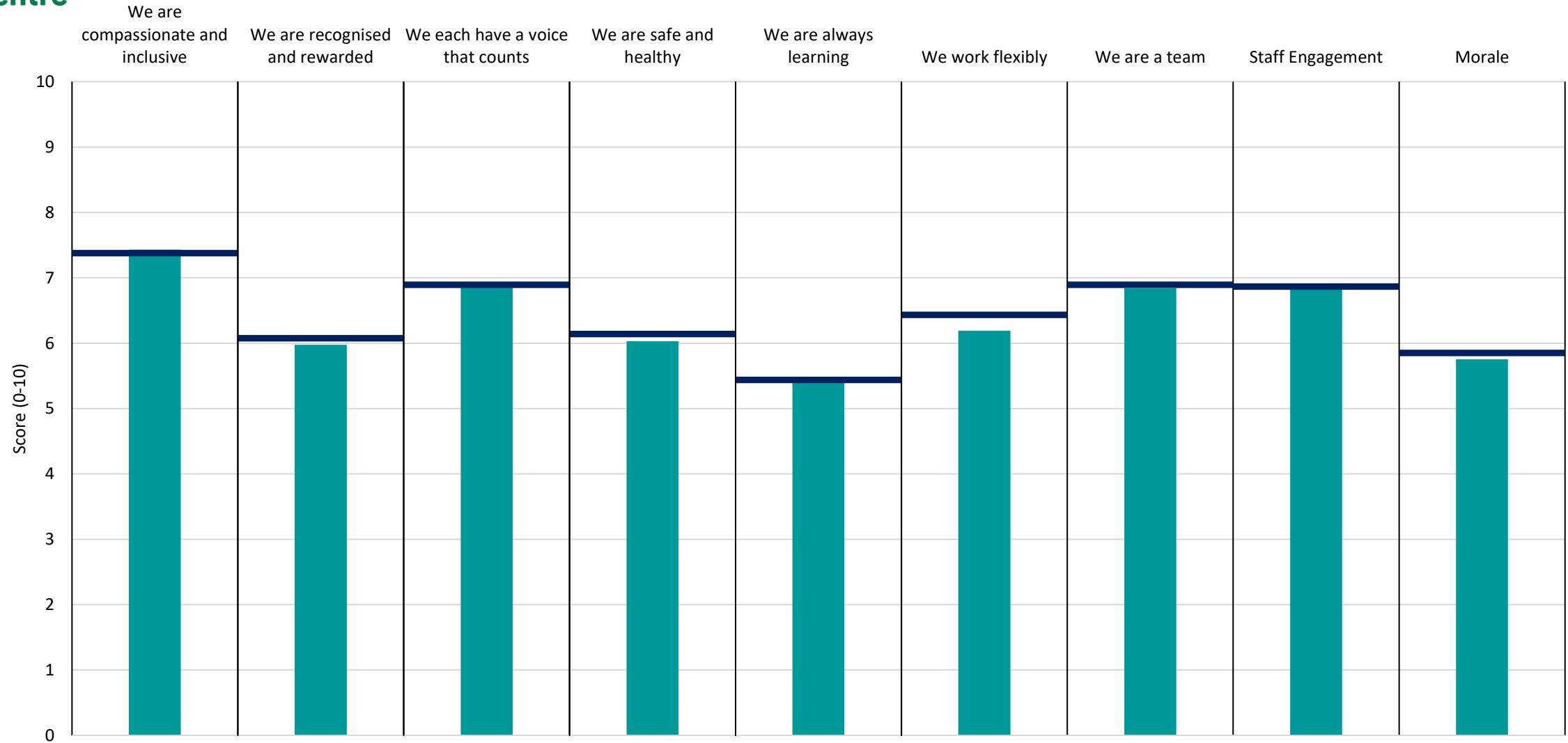




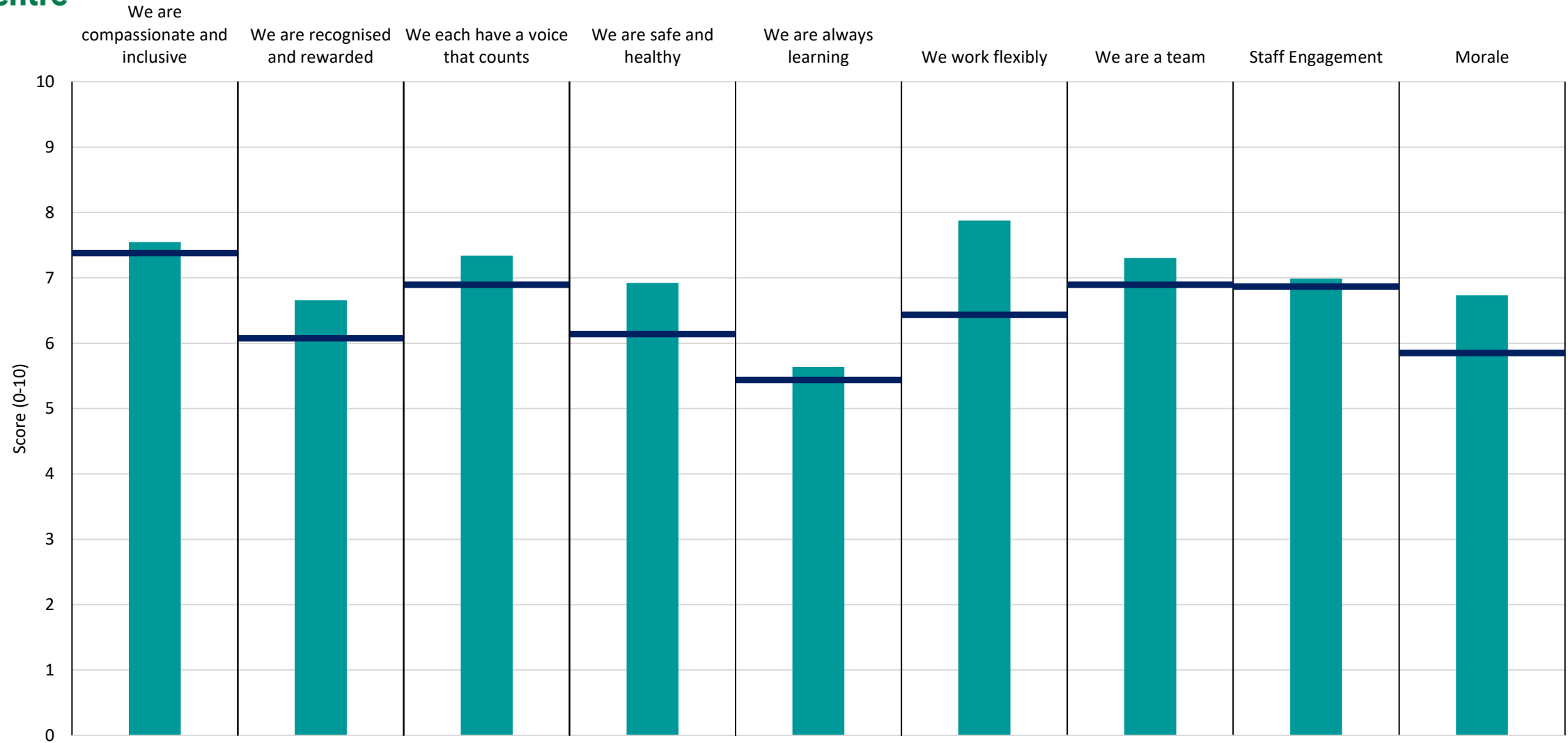
Breakdown	7.4	6.1	6.8	6.1	5.5	6.6	6.9	6.8	5.7
Your org	7.4	6.1	6.9	6.1	5.4	6.4	6.9	6.9	5.9
Responses	178	178	178	178	172	178	178	178	178



Breakdown	7.5	6.5	7.1	6.5	5.5	7.2	7.0	7.0	6.2
Your org	7.4	6.1	6.9	6.1	5.4	6.4	6.9	6.9	5.9
Responses	289	289	288	289	274	289	289	289	289



Breakdown	7.4	6.0	6.9	6.0	5.4	6.2	6.8	6.9	5.8
Your org	7.4	6.1	6.9	6.1	5.4	6.4	6.9	6.9	5.9
Responses	482	482	481	482	458	482	482	484	483



Breakdown	7.5	6.7	7.3	6.9	5.6	7.9	7.3	7.0	6.7
Your org	7.4	6.1	6.9	6.1	5.4	6.4	6.9	6.9	5.9
Responses	16	16	16	16	15	16	16	16	16