



# Gateshead Health NHS Foundation Trust

2022 NHS Staff Survey

Breakdown report

Introduction	4
People Promise element and Theme results – Breakdowns 1	5
<u>297 DIVISION - Chief Executive</u>	<u>6</u>
<u>297 DIVISION - Chief Operating Officer</u>	<u>7</u>
<u>297 DIVISION - Finance &amp; Digital</u>	<u>8</u>
<u>297 DIVISION - Medical Director</u>	<u>9</u>
<u>297 DIVISION - Nursing &amp; Midwifery</u>	<u>10</u>
<u>297 DIVISION - People &amp; Organisational Development</u>	<u>11</u>

<u>297 BUSINESS UNIT - Chief Executive</u>	13
<u>297 BUSINESS UNIT - Chief Operating Officer</u>	14
<u>297 BUSINESS UNIT - Clinical Support &amp; Screening Services</u>	15
<u>297 BUSINESS UNIT - Community Services</u>	16
<u>297 BUSINESS UNIT - Finance &amp; Digital</u>	17
<u>297 BUSINESS UNIT - Medical Director</u>	18
<u>297 BUSINESS UNIT - Medicine &amp; Elderly</u>	19
<u>297 BUSINESS UNIT - Nursing &amp; Midwifery</u>	20
<u>297 BUSINESS UNIT - People &amp; Organisational Development</u>	21
<u>297 BUSINESS UNIT - Surgical Services</u>	22

This directorate report for Gateshead Health NHS Foundation Trust contains results by breakdown for People Promise element and theme results from the 2022 NHS Staff Survey. These results are compared to the unweighted average for your organisation.

**Please note:** It is possible that there are differences between the ‘Your org’ scores reported in this directorate report and those in the benchmark report. This is because the results in the benchmark report are weighted to allow for fair comparisons between organisations of a similar type. However, in this report comparisons are made within your organisation so the unweighted organisation result is a more appropriate point of comparison.

The breakdowns used in this report were provided and defined by Gateshead Health NHS Foundation Trust. Details of how the People Promise element and theme scores were calculated are included in the Technical Document, available to download from our results website.

## Key features

Breakdown type and **breakdown name** are specified in the header.

Breakdown results are presented in the context of the (unweighted) **organisation average ('Your org')**, so it is easy to tell if a directorate is performing better or worse than the organisation average. For all People Promise element and theme results, a higher score is a better result than a lower score

The **number of responses** feeding into each measures and sub-scores for the **given breakdown** is specified below the table containing the directorate and trust scores.



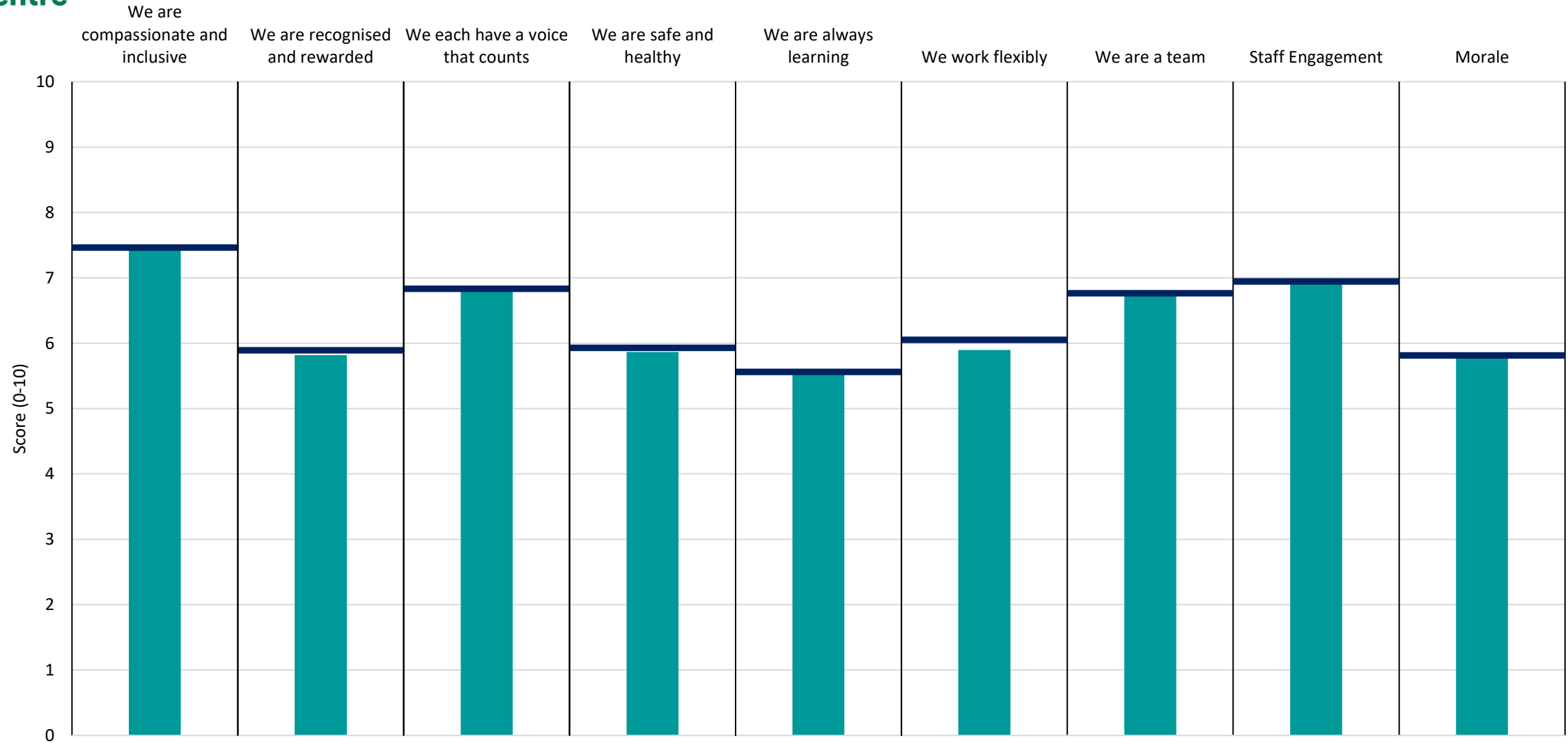
**! Note:** when there are less than 11 responses in a group, results are suppressed to protect staff confidentiality, for some organisations this could mean that all breakdown results are suppressed.

# Breakdowns 1

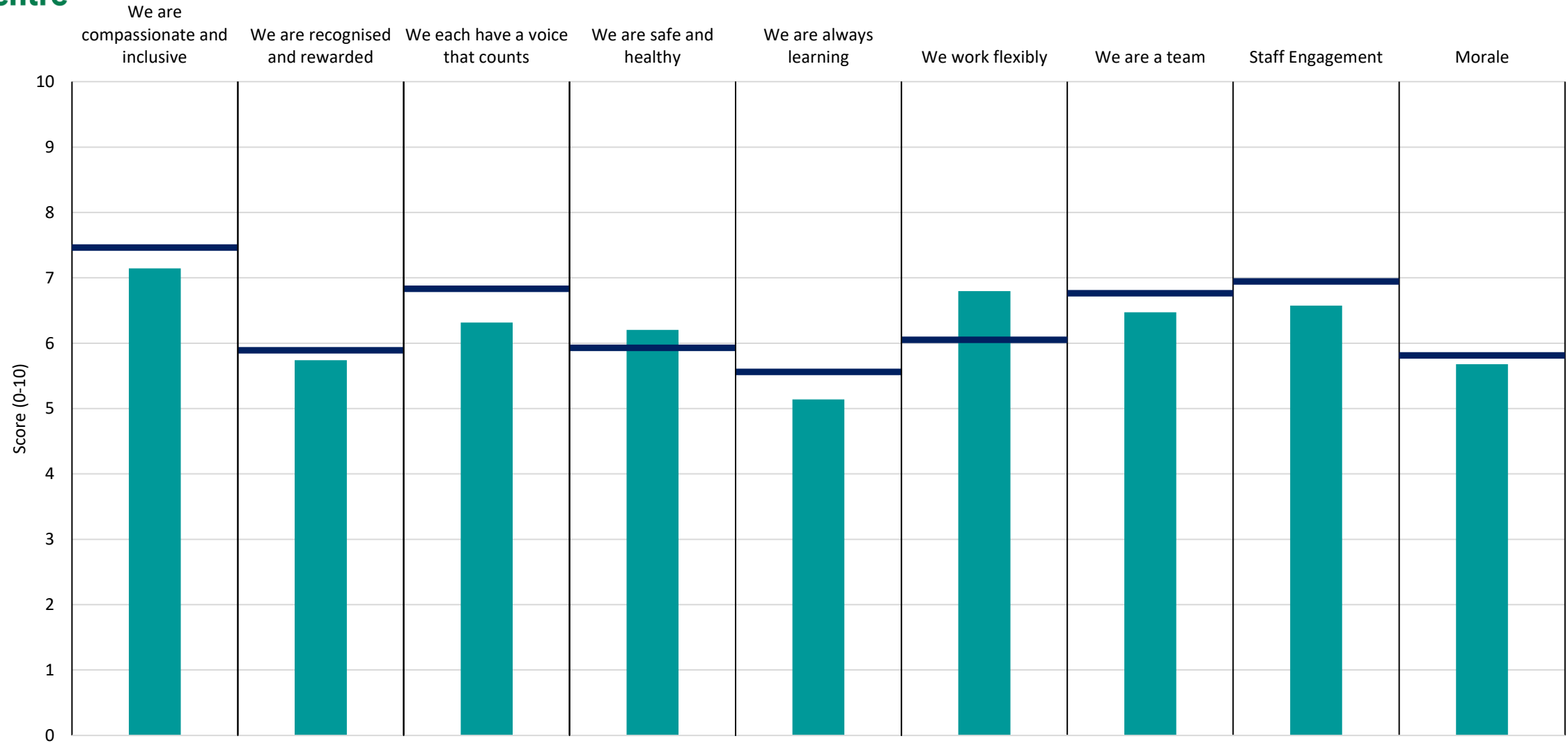
Gateshead Health NHS Foundation Trust

2022 NHS Staff Survey





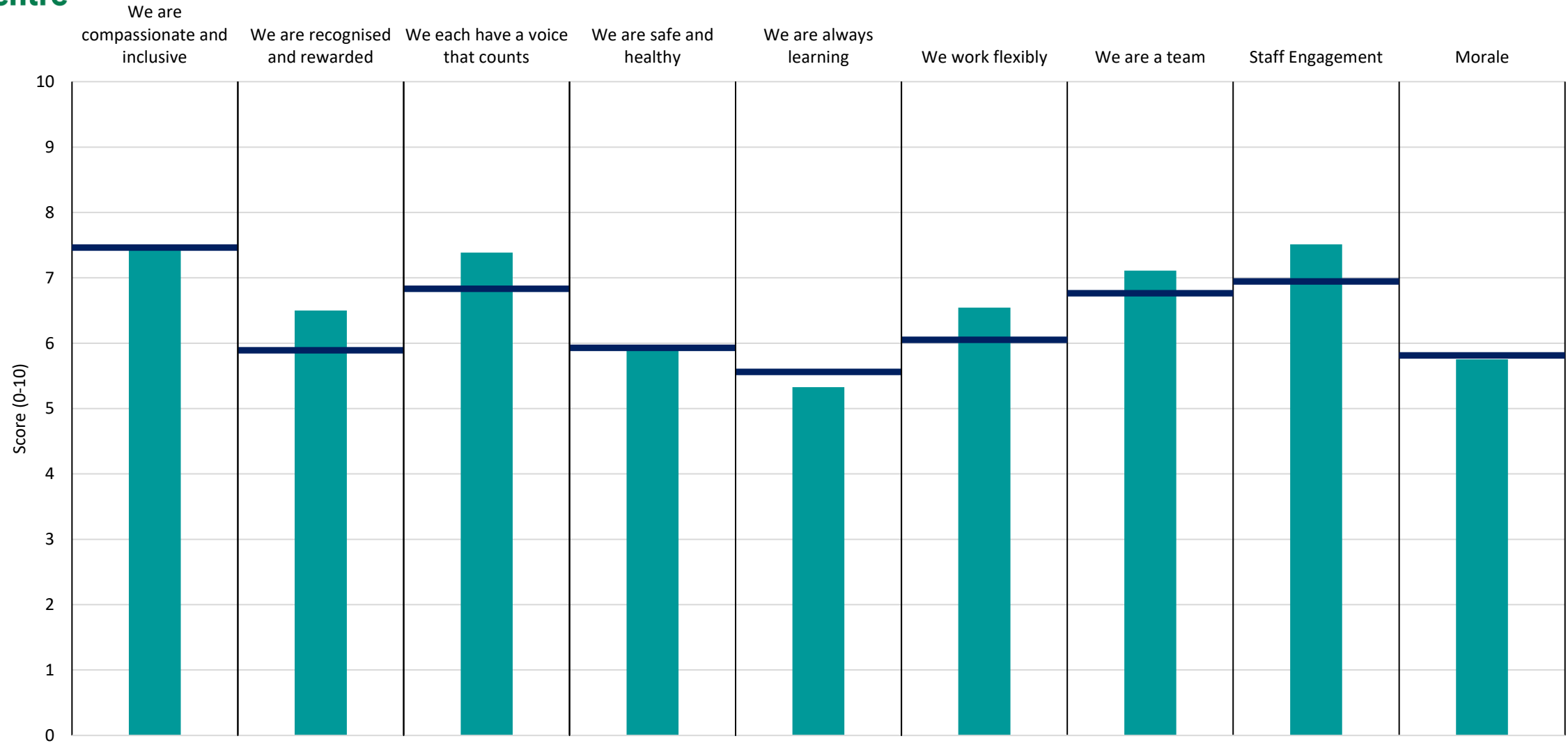
Breakdown	7.4	5.8	6.8	5.9	5.6	5.9	6.7	6.9	5.8
Your org	7.5	5.9	6.8	5.9	5.6	6.1	6.8	6.9	5.8
Responses	1811	1809	1805	1801	1714	1803	1809	1812	1811



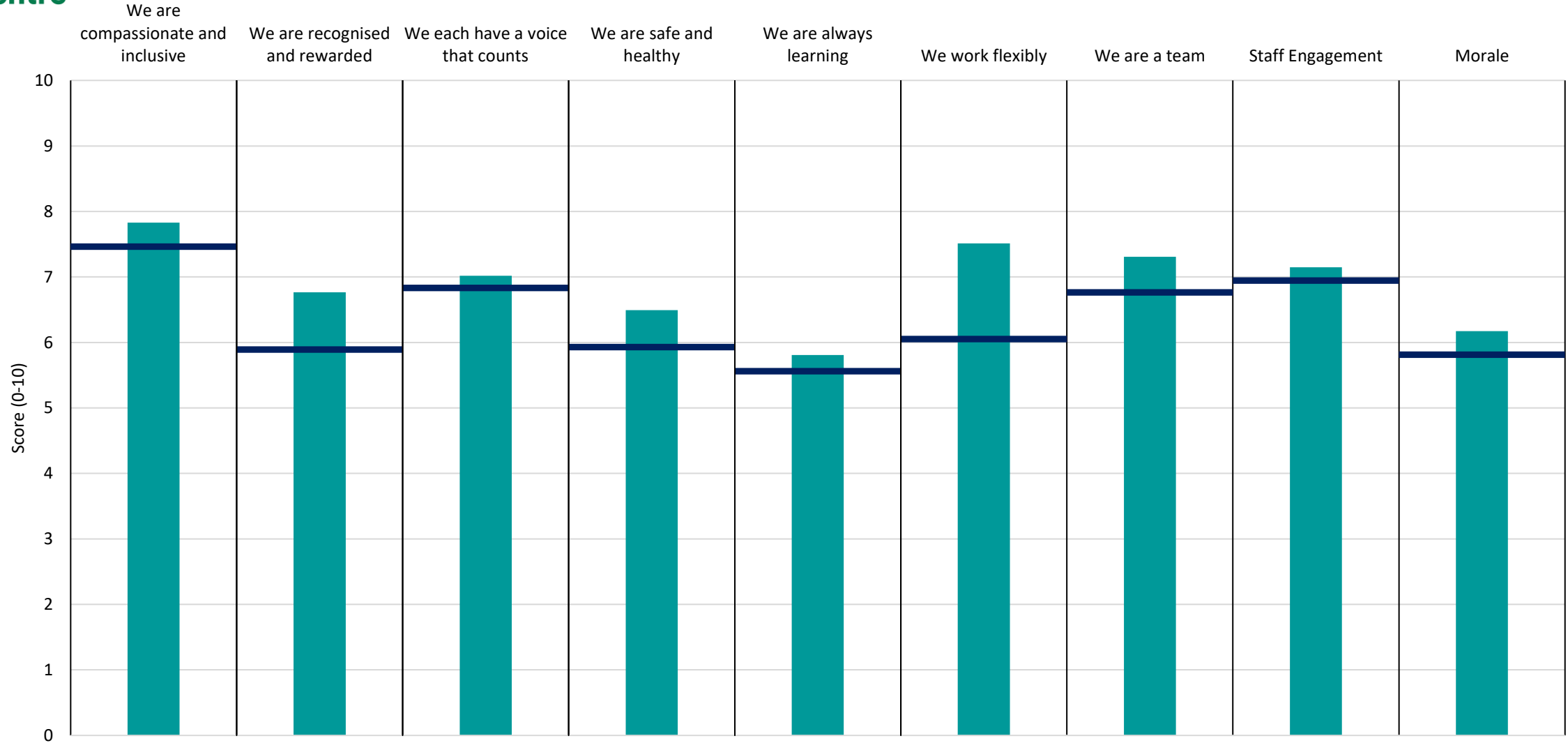
Breakdown	7.1	5.7	6.3	6.2	5.1	6.8	6.5	6.6	5.7
Your org	7.5	5.9	6.8	5.9	5.6	6.1	6.8	6.9	5.8
Responses	94	94	94	94	91	94	94	94	94







Breakdown	7.5	6.5	7.4	5.9	5.3	6.5	7.1	7.5	5.8
Your org	7.5	5.9	6.8	5.9	5.6	6.1	6.8	6.9	5.8
Responses	41	41	41	41	39	41	41	41	41

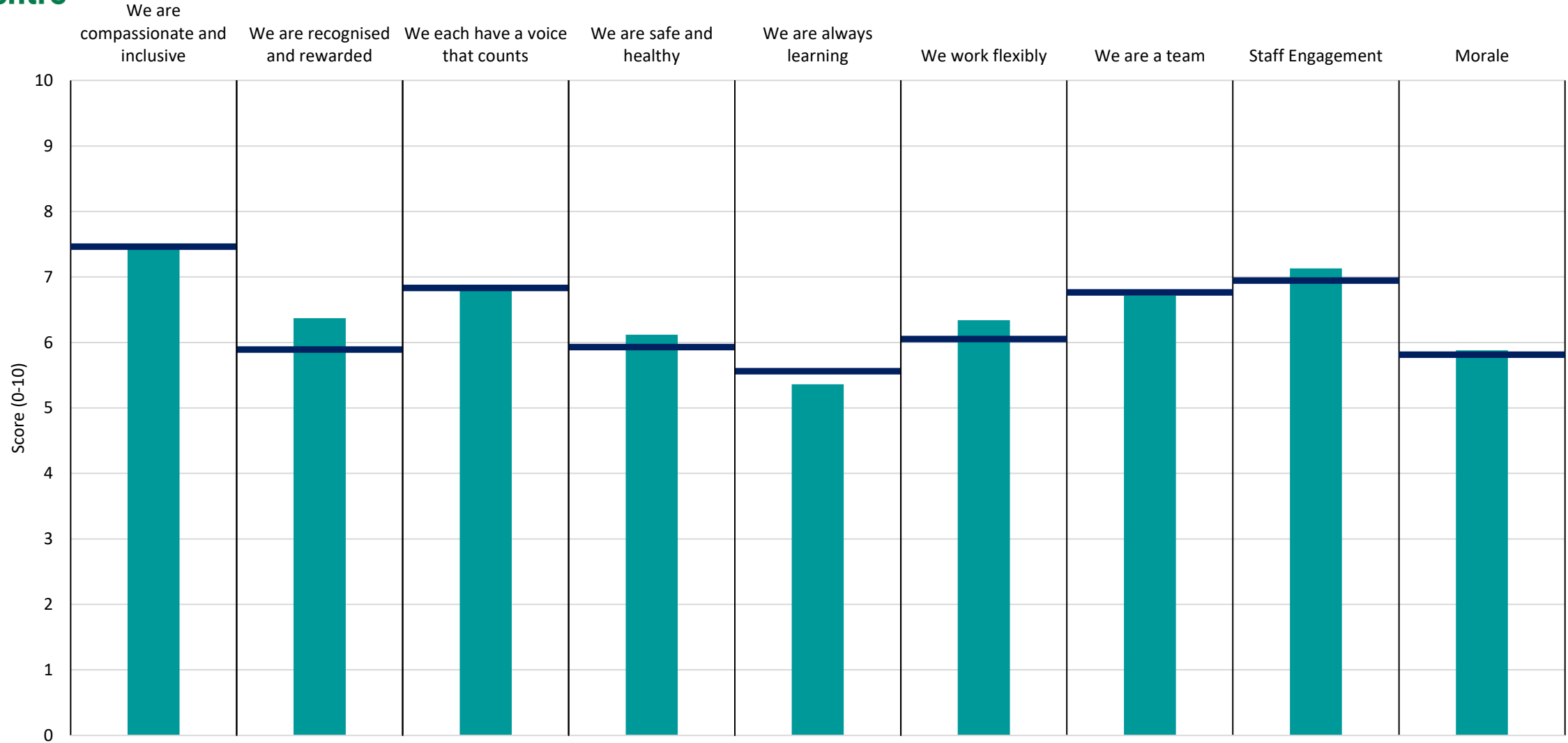


Breakdown	7.8	6.8	7.0	6.5	5.8	7.5	7.3	7.1	6.2
Your org	7.5	5.9	6.8	5.9	5.6	6.1	6.8	6.9	5.8
Responses	92	92	91	91	88	91	92	92	92

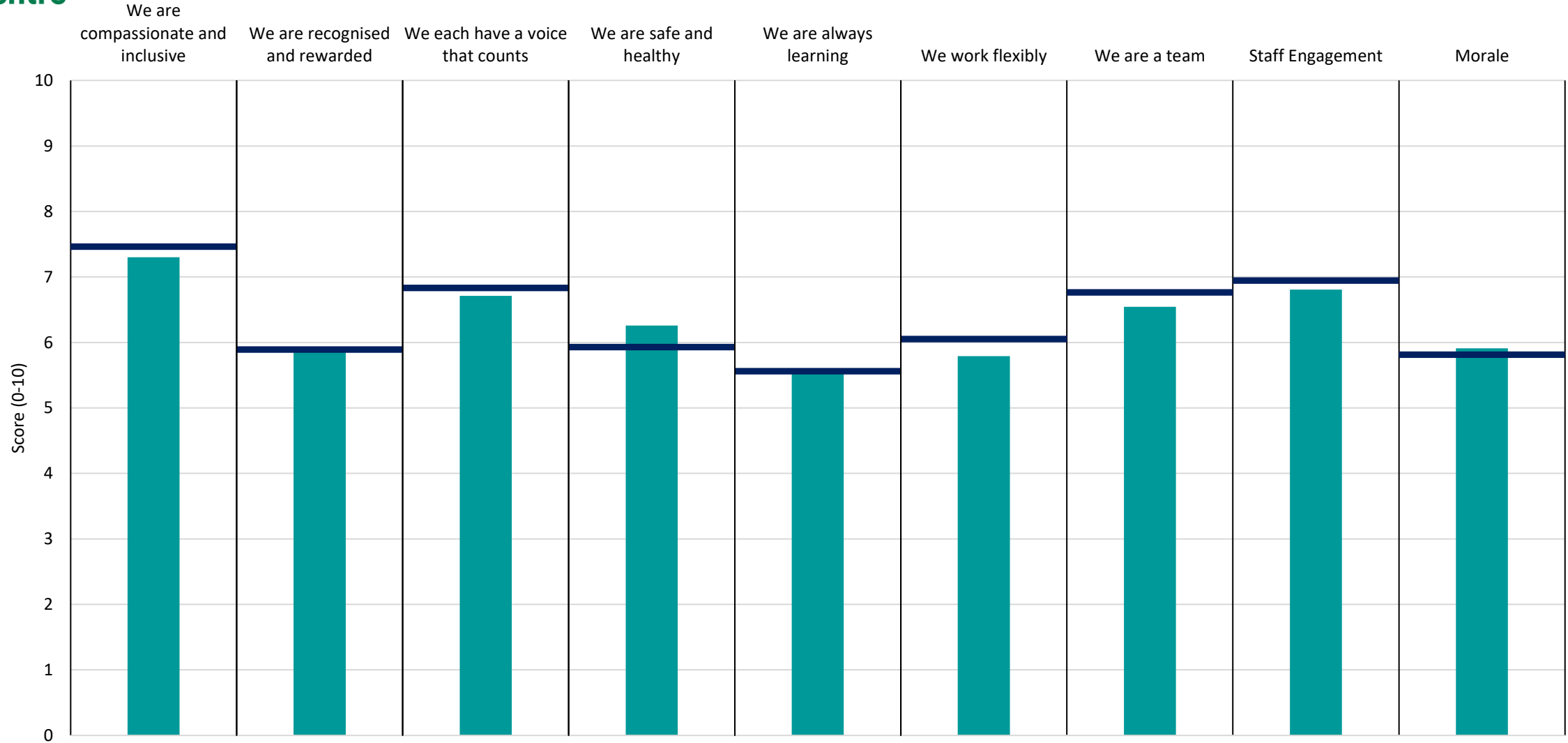
# Breakdowns 2

Gateshead Health NHS Foundation Trust  
2022 NHS Staff Survey

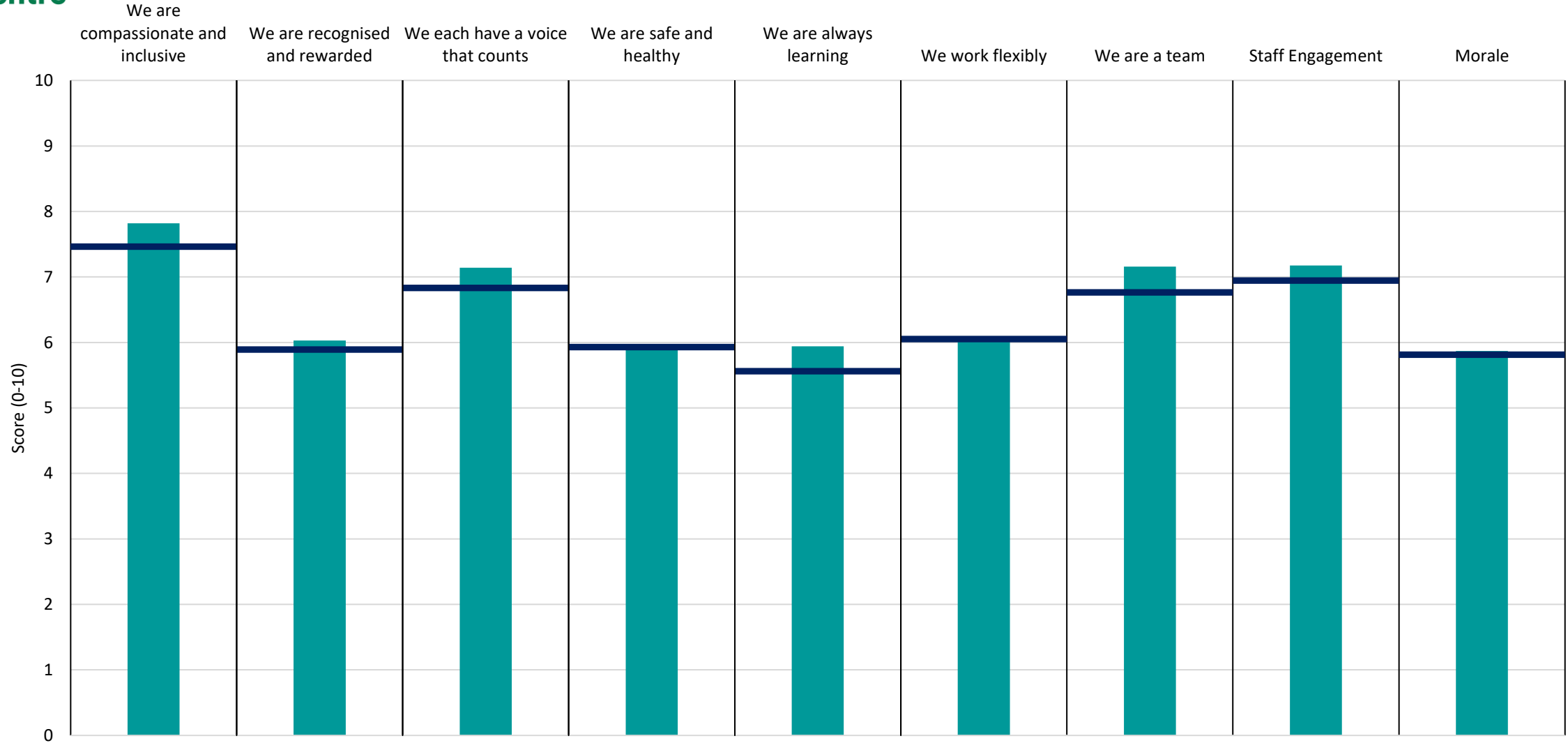




Breakdown	7.5	6.4	6.9	6.1	5.4	6.3	6.7	7.1	5.9
Your org	7.5	5.9	6.8	5.9	5.6	6.1	6.8	6.9	5.8
Responses	42	42	42	41	42	42	42	42	42

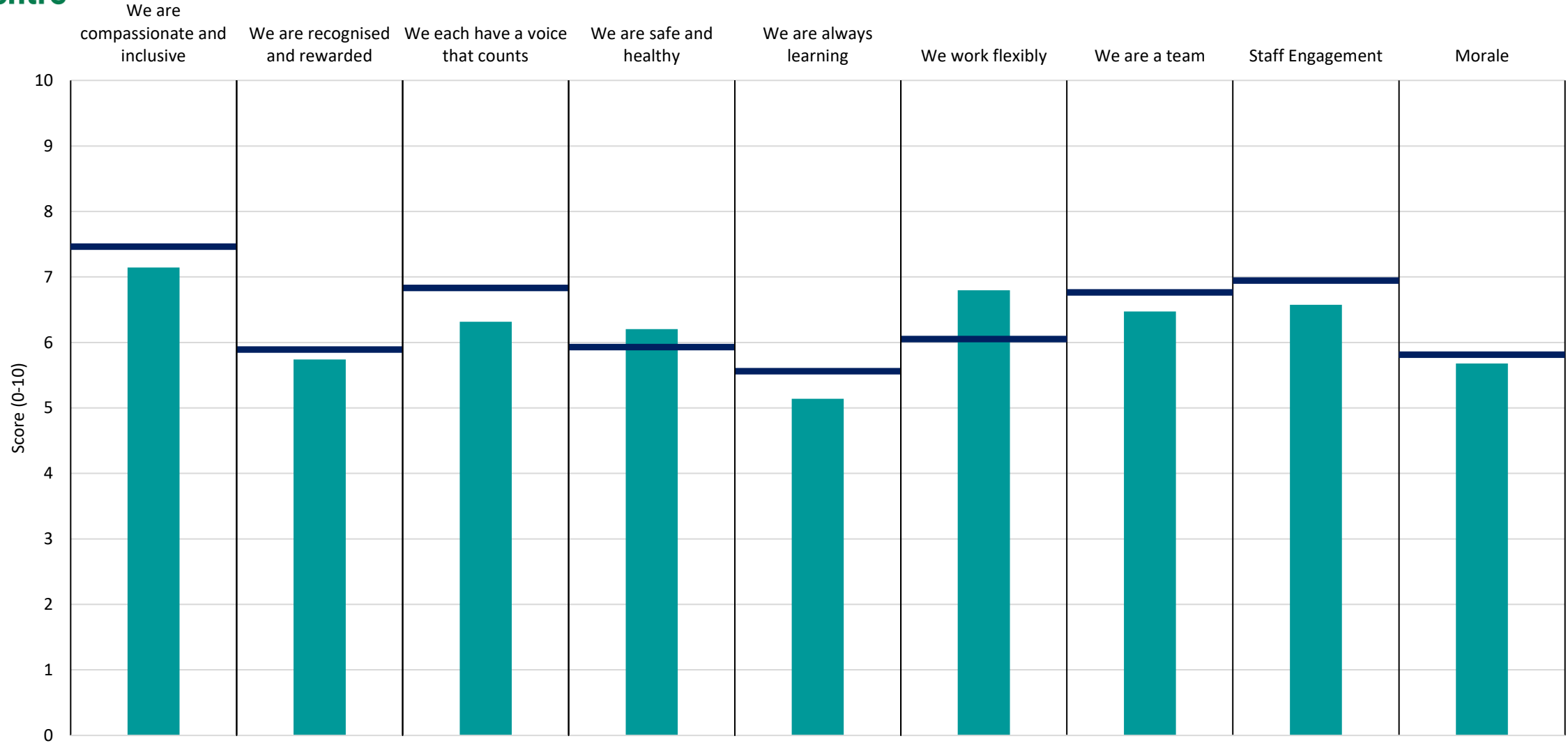


Breakdown	7.3	5.9	6.7	6.3	5.6	5.8	6.5	6.8	5.9
Your org	7.5	5.9	6.8	5.9	5.6	6.1	6.8	6.9	5.8
Responses	599	599	598	596	580	599	598	600	600



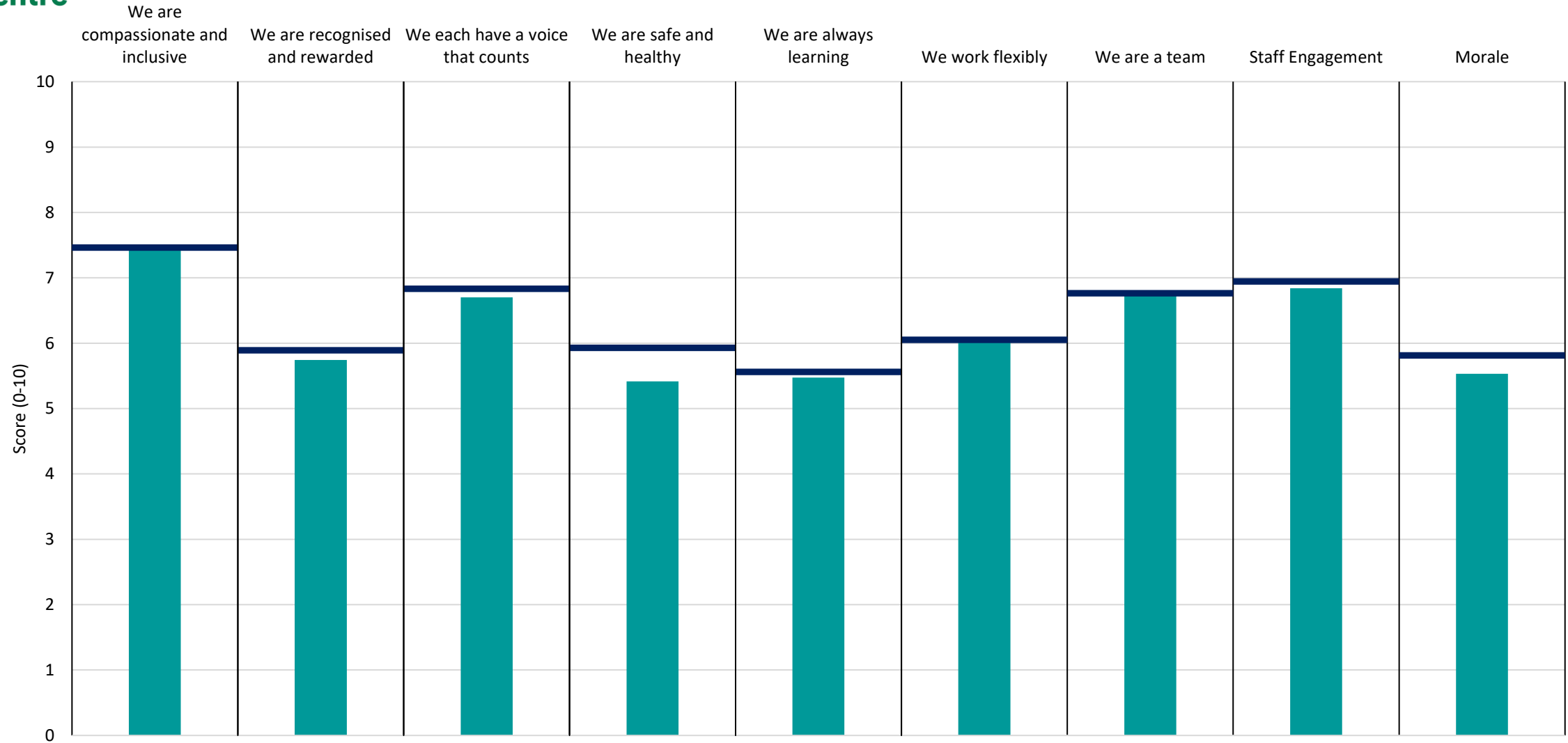
Breakdown	7.8	6.0	7.1	5.9	5.9	6.0	7.2	7.2	5.9
Your org	7.5	5.9	6.8	5.9	5.6	6.1	6.8	6.9	5.8
Responses	354	354	353	354	347	353	354	354	354



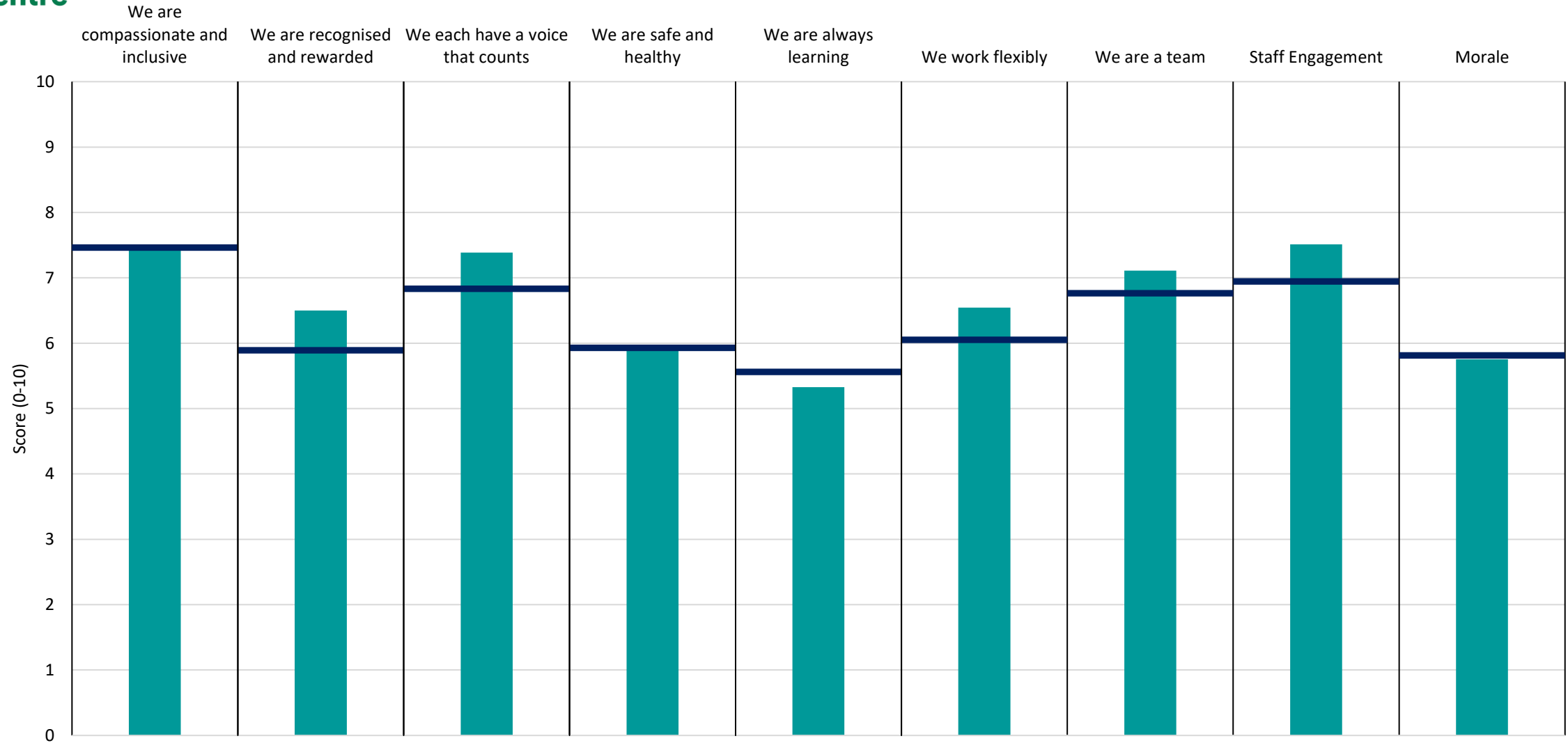


Breakdown	7.1	5.7	6.3	6.2	5.1	6.8	6.5	6.6	5.7
Your org	7.5	5.9	6.8	5.9	5.6	6.1	6.8	6.9	5.8
Responses	94	94	94	94	91	94	94	94	94

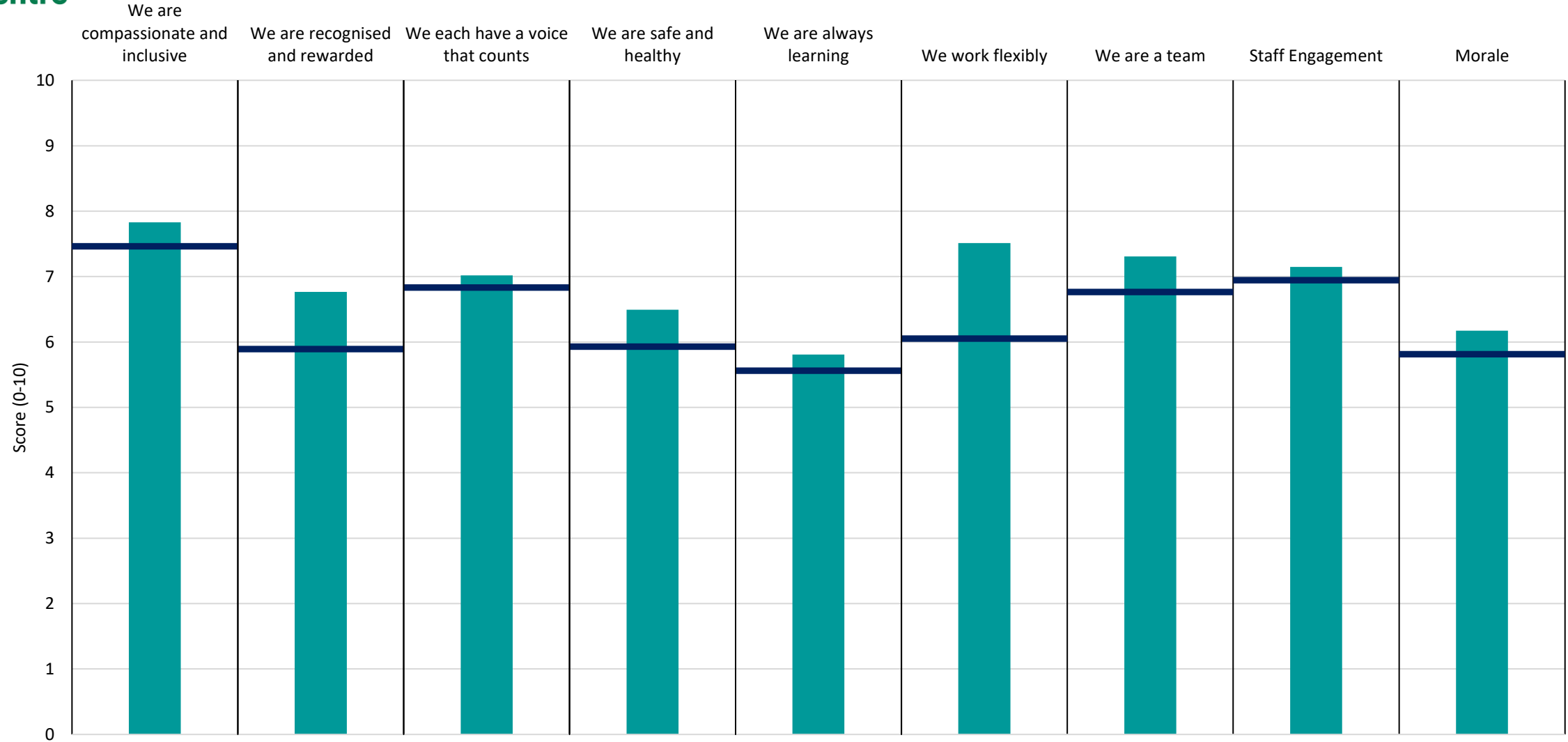




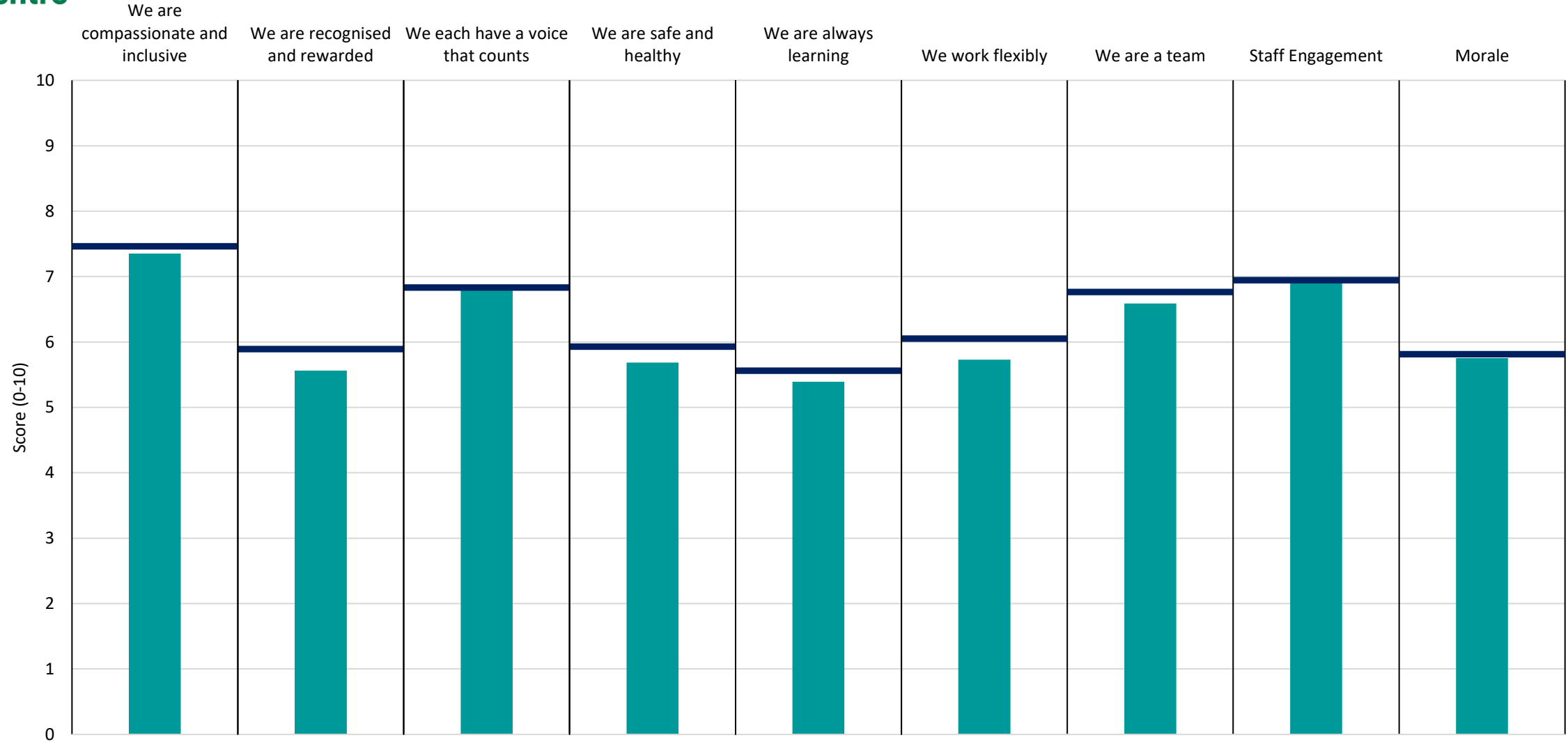
Breakdown	7.4	5.7	6.7	5.4	5.5	6.1	6.8	6.8	5.5
Your org	7.5	5.9	6.8	5.9	5.6	6.1	6.8	6.9	5.8
Responses	394	394	392	393	354	392	393	394	394



Breakdown	7.5	6.5	7.4	5.9	5.3	6.5	7.1	7.5	5.8
Your org	7.5	5.9	6.8	5.9	5.6	6.1	6.8	6.9	5.8
Responses	41	41	41	41	39	41	41	41	41



Breakdown	7.8	6.8	7.0	6.5	5.8	7.5	7.3	7.1	6.2
Your org	7.5	5.9	6.8	5.9	5.6	6.1	6.8	6.9	5.8
Responses	92	92	91	91	88	91	92	92	92



Breakdown	7.4	5.6	6.8	5.7	5.4	5.7	6.6	6.9	5.8
Your org	7.5	5.9	6.8	5.9	5.6	6.1	6.8	6.9	5.8
Responses	422	420	420	417	391	417	422	422	421