



Queen Victoria Hospital NHS Foundation Trust

2022 NHS Staff Survey

Breakdown report

Introduction	4
People Promise element and Theme results – Breakdowns 1	5
<u>276 Corporate (Dir)</u>	6
<u>276 Finance & Performance (Dir)</u>	7
<u>276 Human Resources & OD (Dir)</u>	8
<u>276 Nursing (Dir)</u>	9
<u>276 Operations (Dir)</u>	10

<u>276 Clinical Support (Div)</u>	12
<u>276 Commerce & Finance (Div)</u>	13
<u>276 Corporate (Div)</u>	14
<u>276 Director of Nursing (Div)</u>	15
<u>276 Eye (Div)</u>	16
<u>276 Human Resources (Div)</u>	17
<u>276 Non Clinical Infrastructure (Div)</u>	18
<u>276 Operational Nursing (Div)</u>	19
<u>276 Oral (Div)</u>	20
<u>276 Outpatients (Div)</u>	21
<u>276 Perioperative Care (Div)</u>	22
<u>276 Plastics (Div)</u>	23
<u>276 Sleep (Div)</u>	24

This directorate report for Queen Victoria Hospital NHS Foundation Trust contains results by breakdown for People Promise element and theme results from the 2022 NHS Staff Survey. These results are compared to the unweighted average for your organisation.

Please note: It is possible that there are differences between the ‘Your org’ scores reported in this directorate report and those in the benchmark report. This is because the results in the benchmark report are weighted to allow for fair comparisons between organisations of a similar type. However, in this report comparisons are made within your organisation so the unweighted organisation result is a more appropriate point of comparison.

The breakdowns used in this report were provided and defined by Queen Victoria Hospital NHS Foundation Trust. Details of how the People Promise element and theme scores were calculated are included in the Technical Document, available to download from our results website.

Key features

Breakdown type and **breakdown name** are specified in the header.

Breakdown results are presented in the context of the (unweighted) **organisation average ('Your org')**, so it is easy to tell if a directorate is performing better or worse than the organisation average. For all People Promise element and theme results, a higher score is a better result than a lower score

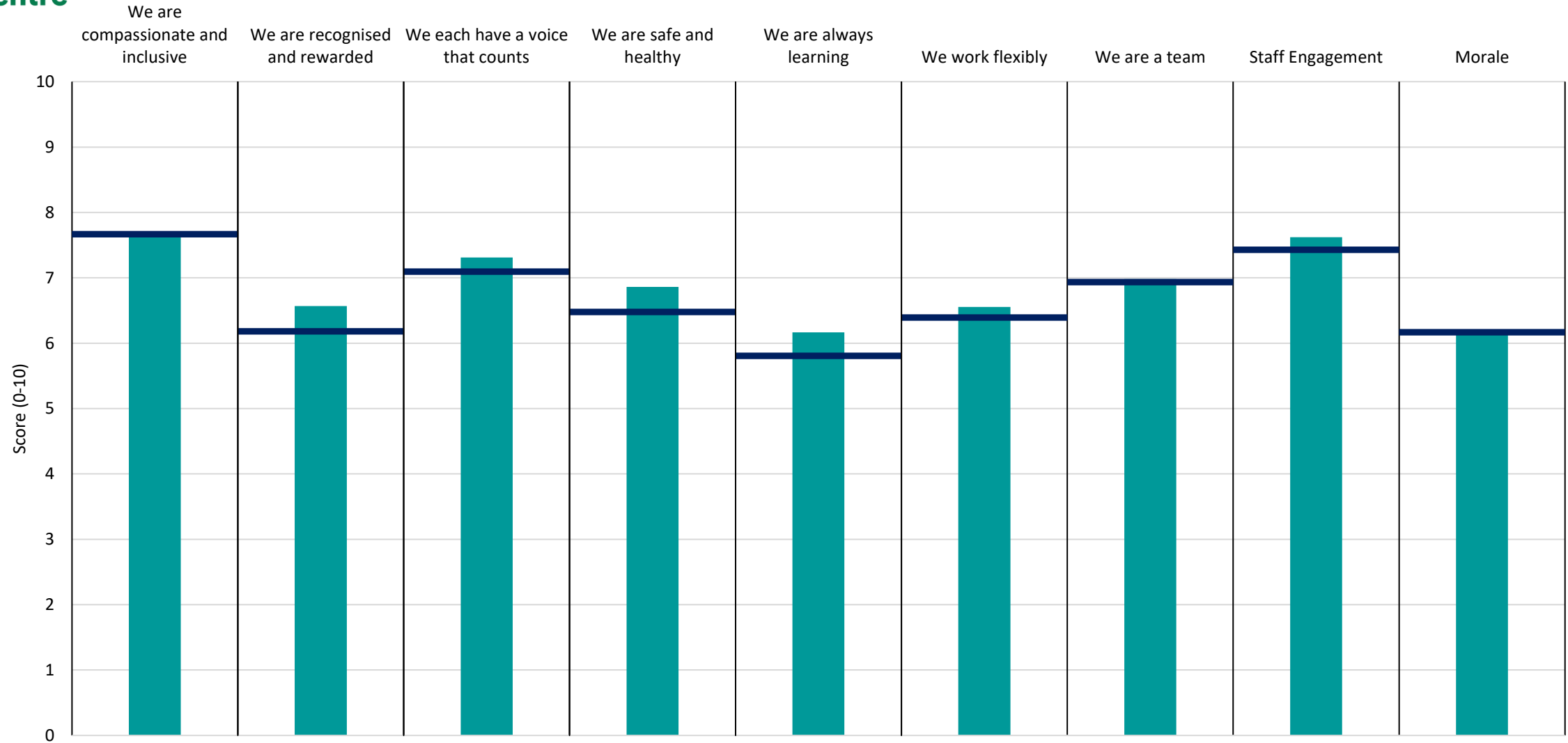
The **number of responses** feeding into each measures and sub-scores for the **given breakdown** is specified below the table containing the directorate and trust scores.



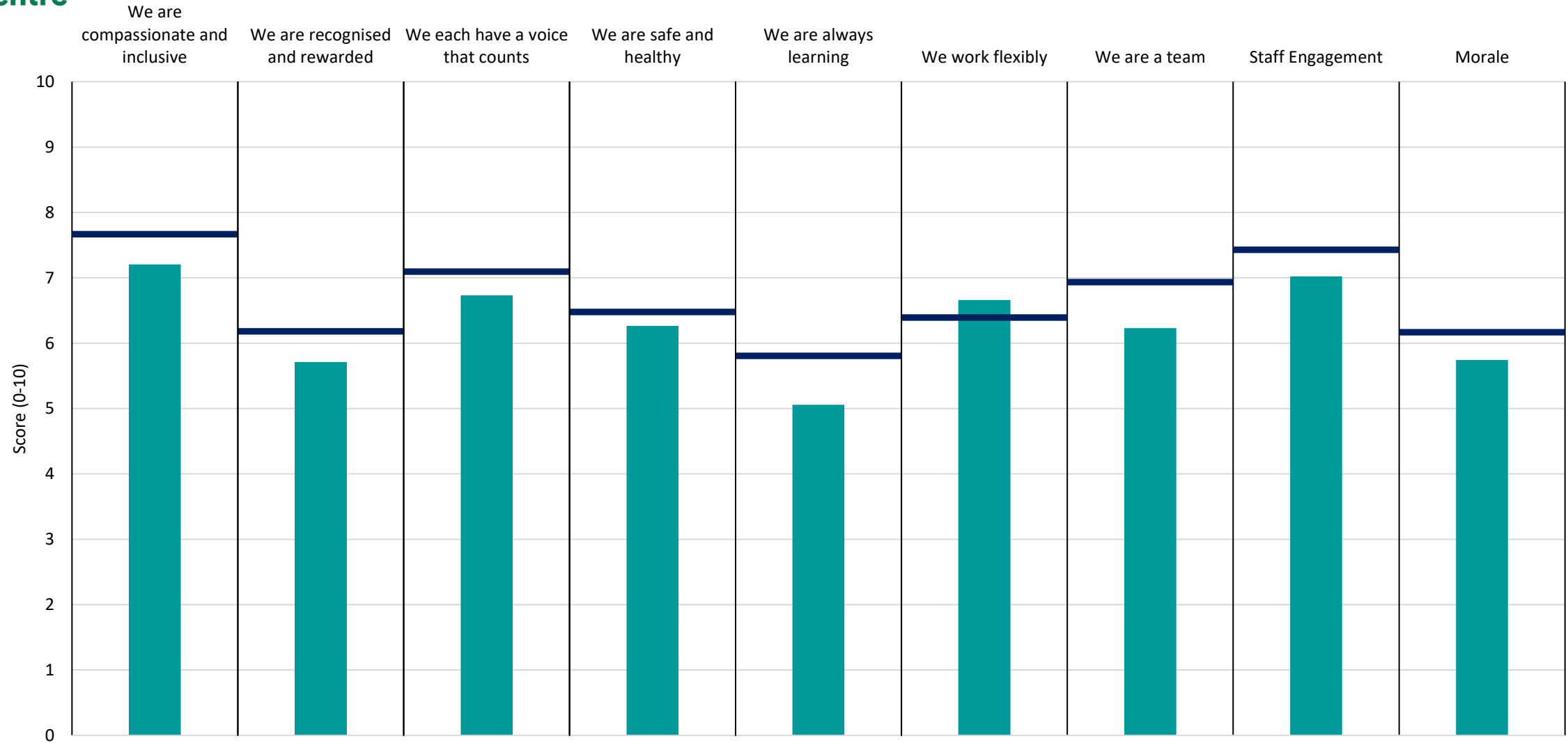
! Note: when there are less than 11 responses in a group, results are suppressed to protect staff confidentiality, for some organisations this could mean that all breakdown results are suppressed.

Breakdowns 1

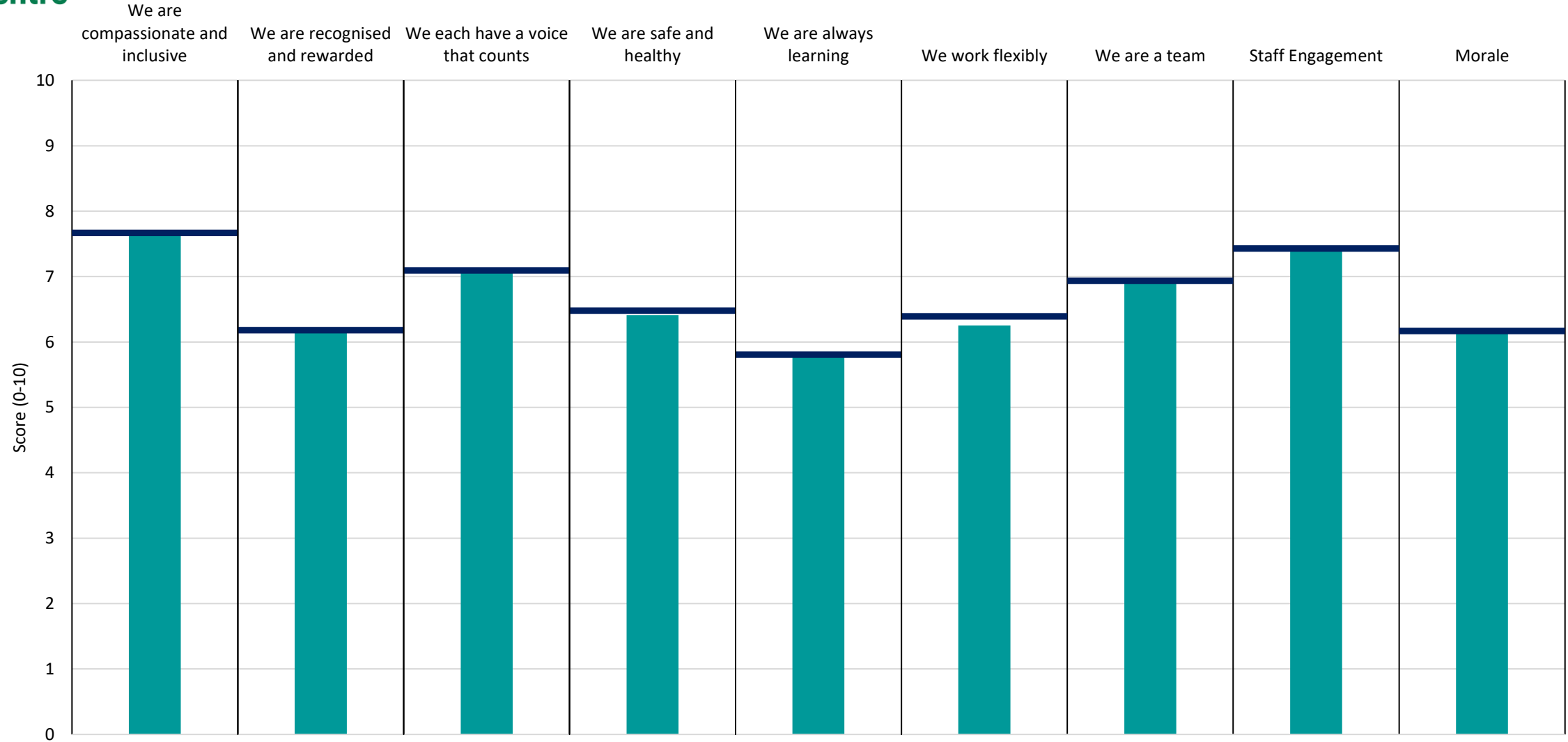
Queen Victoria Hospital NHS Foundation Trust
2022 NHS Staff Survey



Breakdown	7.7	6.6	7.3	6.9	6.2	6.6	7.0	7.6	6.1
Your org	7.7	6.2	7.1	6.5	5.8	6.4	6.9	7.4	6.2
Responses	37	37	37	37	35	37	37	37	37



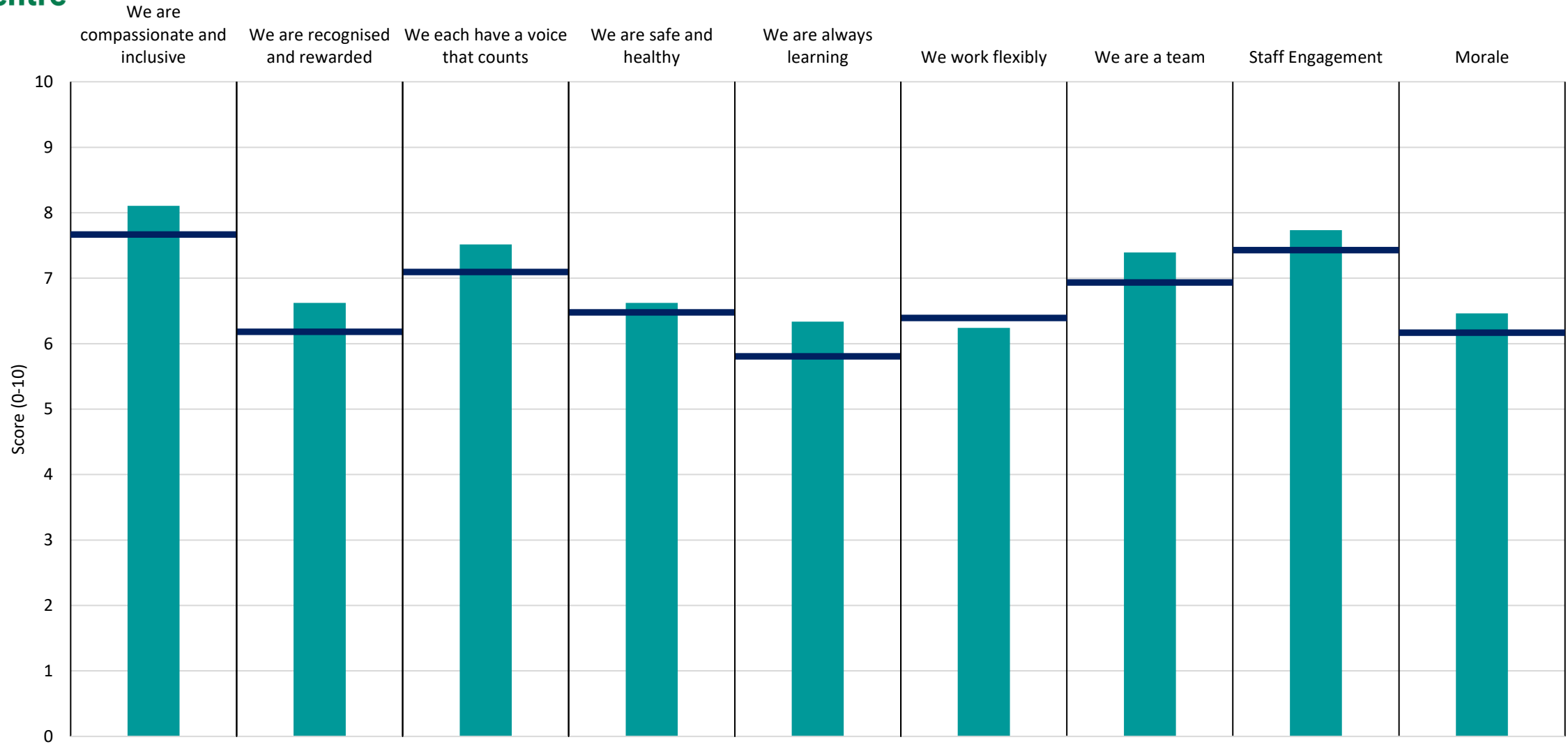
Breakdown	7.2	5.7	6.7	6.3	5.1	6.7	6.2	7.0	5.7
Your org	7.7	6.2	7.1	6.5	5.8	6.4	6.9	7.4	6.2
Responses	73	73	69	73	67	73	73	73	73



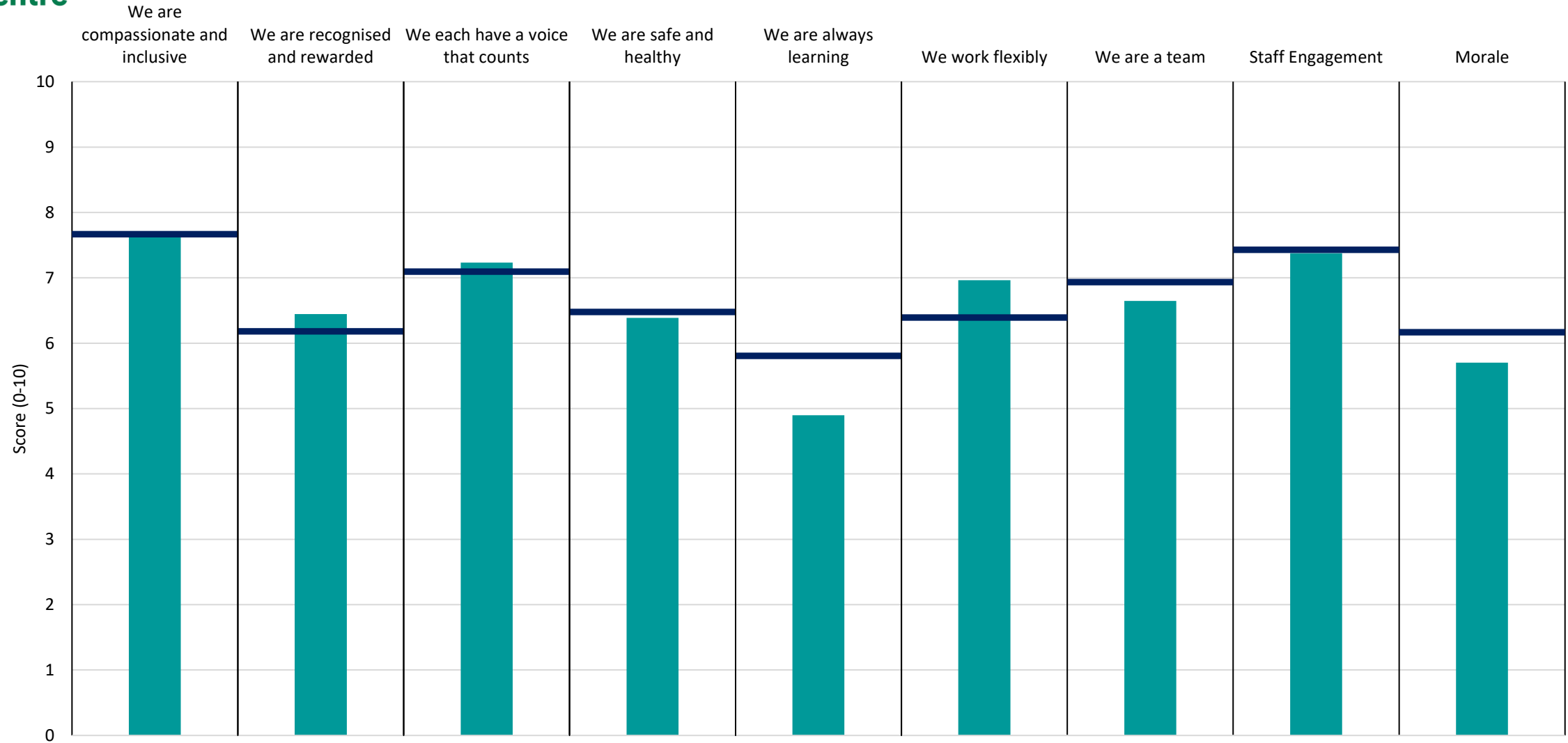
Breakdown	7.7	6.1	7.1	6.4	5.8	6.3	7.0	7.4	6.2
Your org	7.7	6.2	7.1	6.5	5.8	6.4	6.9	7.4	6.2
Responses	431	430	431	431	419	430	430	431	431

Breakdowns 2

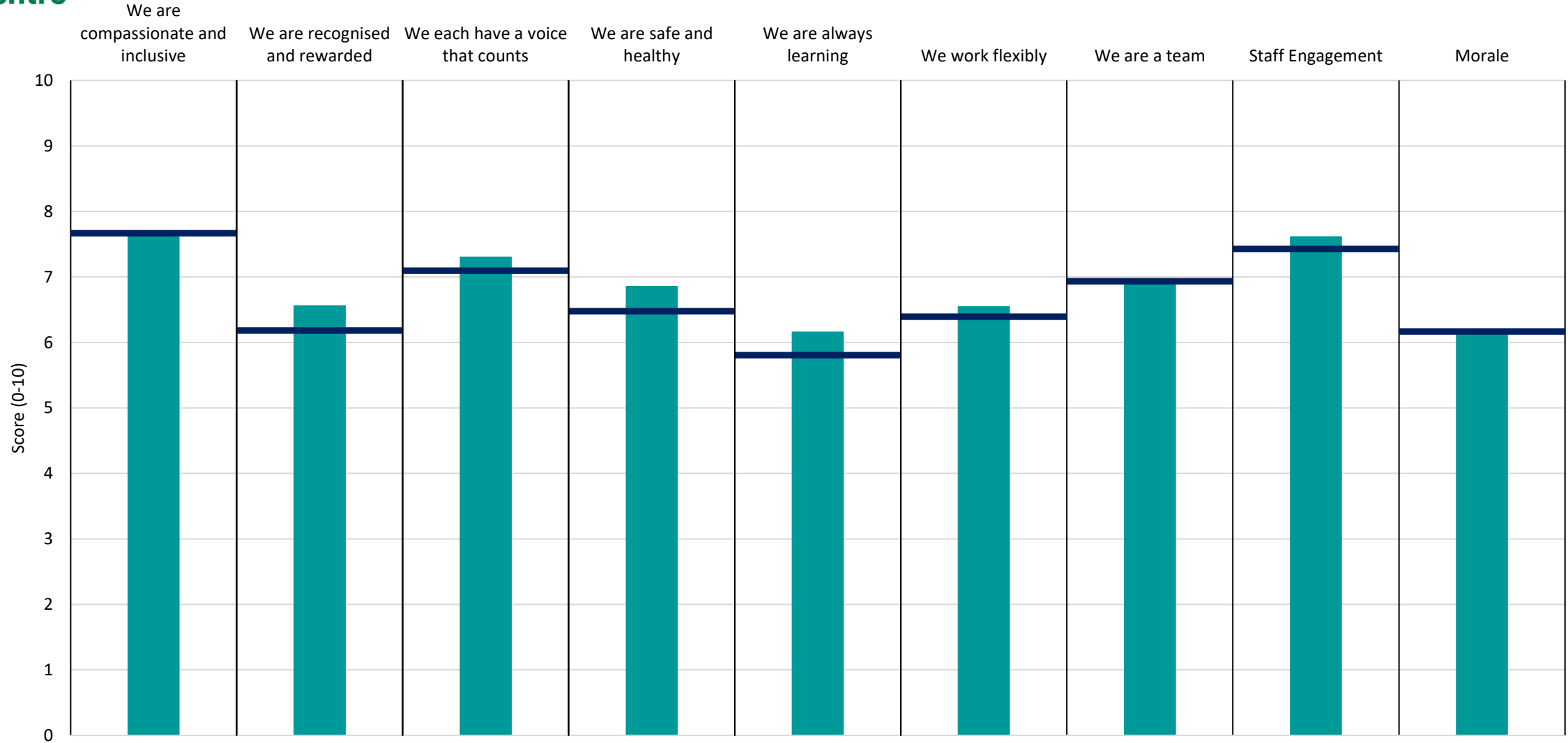
Queen Victoria Hospital NHS Foundation Trust
2022 NHS Staff Survey



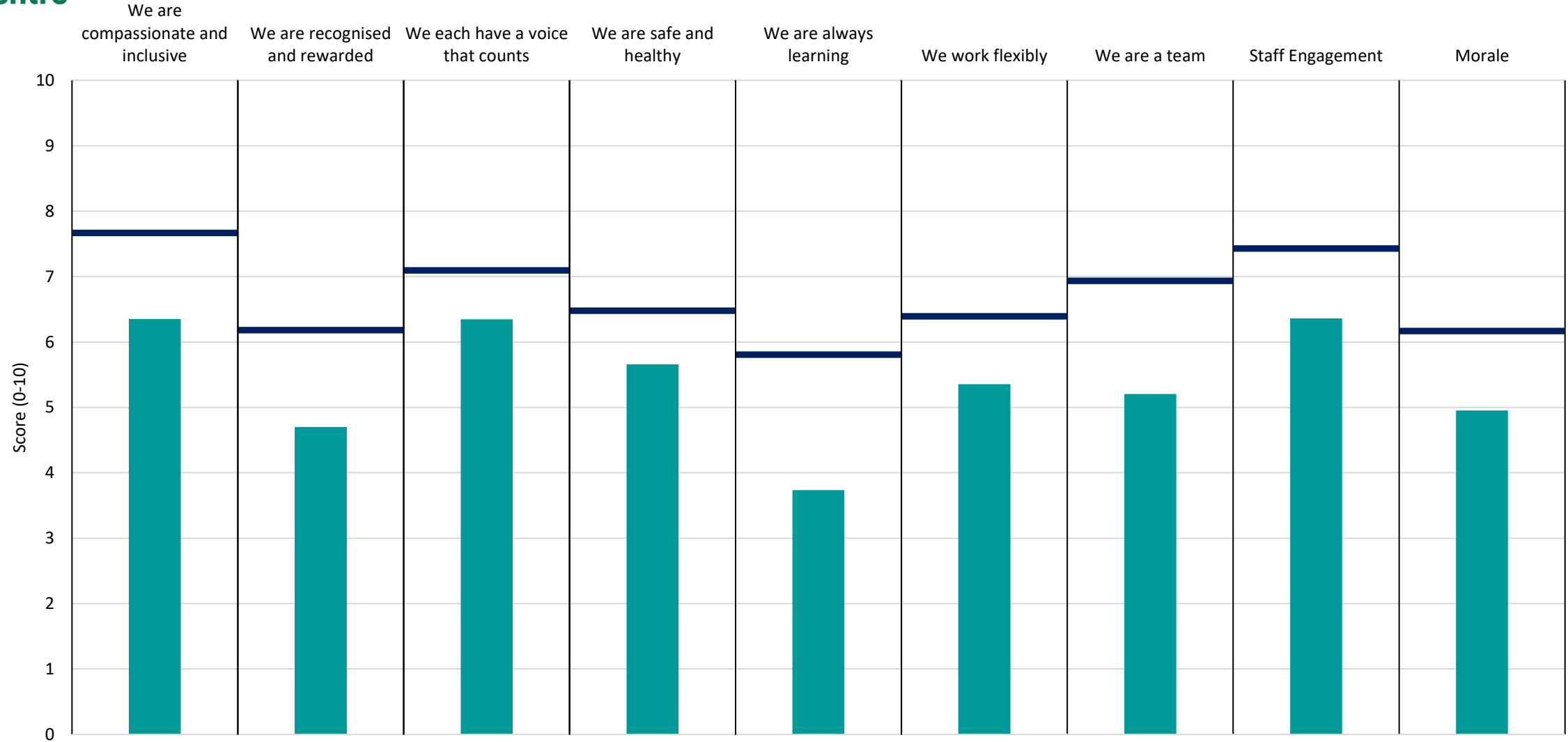
Breakdown	8.1	6.6	7.5	6.6	6.3	6.2	7.4	7.7	6.5
Your org	7.7	6.2	7.1	6.5	5.8	6.4	6.9	7.4	6.2
Responses	89	89	89	89	88	89	88	89	89



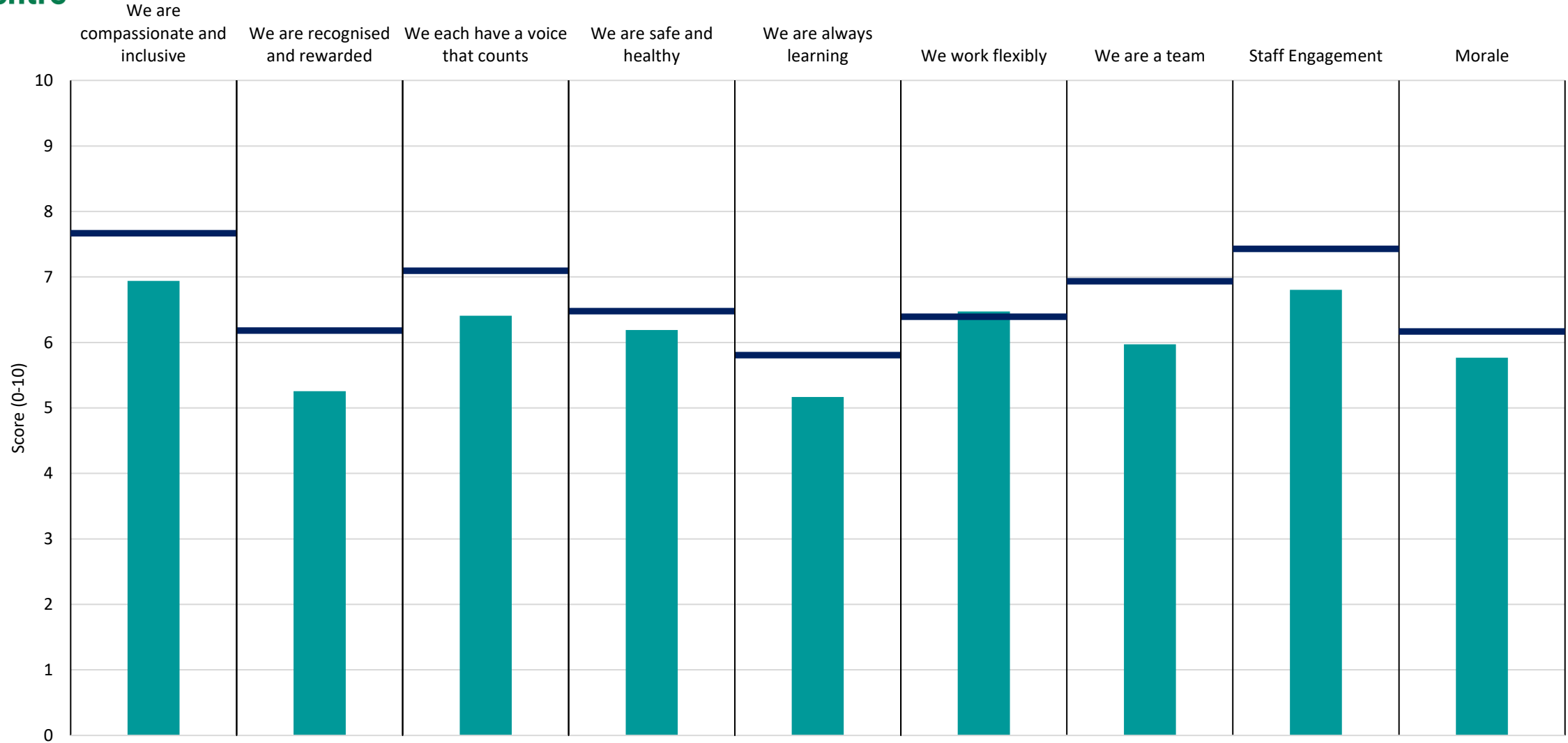
Breakdown	7.6	6.4	7.2	6.4	4.9	7.0	6.6	7.4	5.7
Your org	7.7	6.2	7.1	6.5	5.8	6.4	6.9	7.4	6.2
Responses	28	28	27	28	27	28	28	28	28



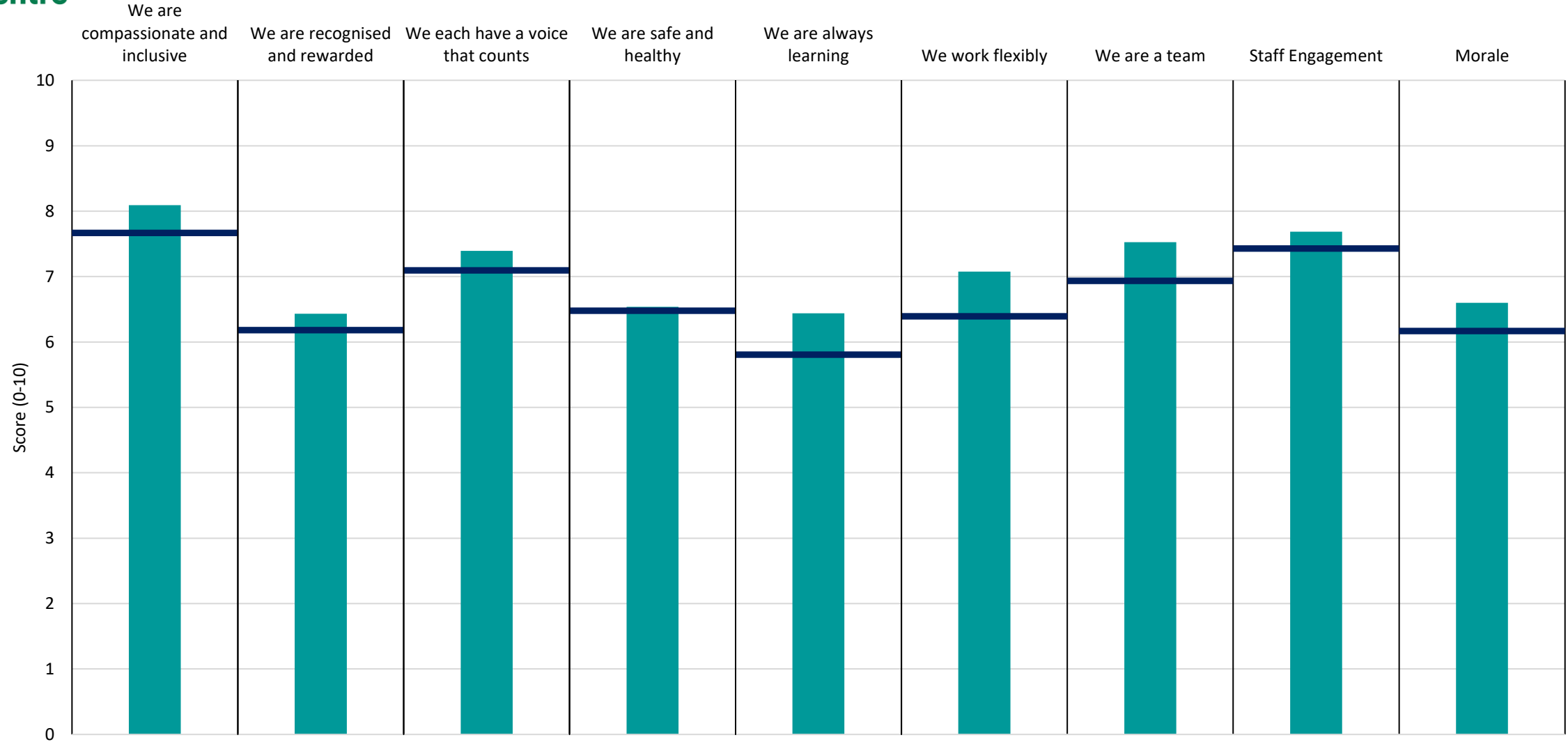
Breakdown	7.7	6.6	7.3	6.9	6.2	6.6	7.0	7.6	6.1
Your org	7.7	6.2	7.1	6.5	5.8	6.4	6.9	7.4	6.2
Responses	37	37	37	37	35	37	37	37	37



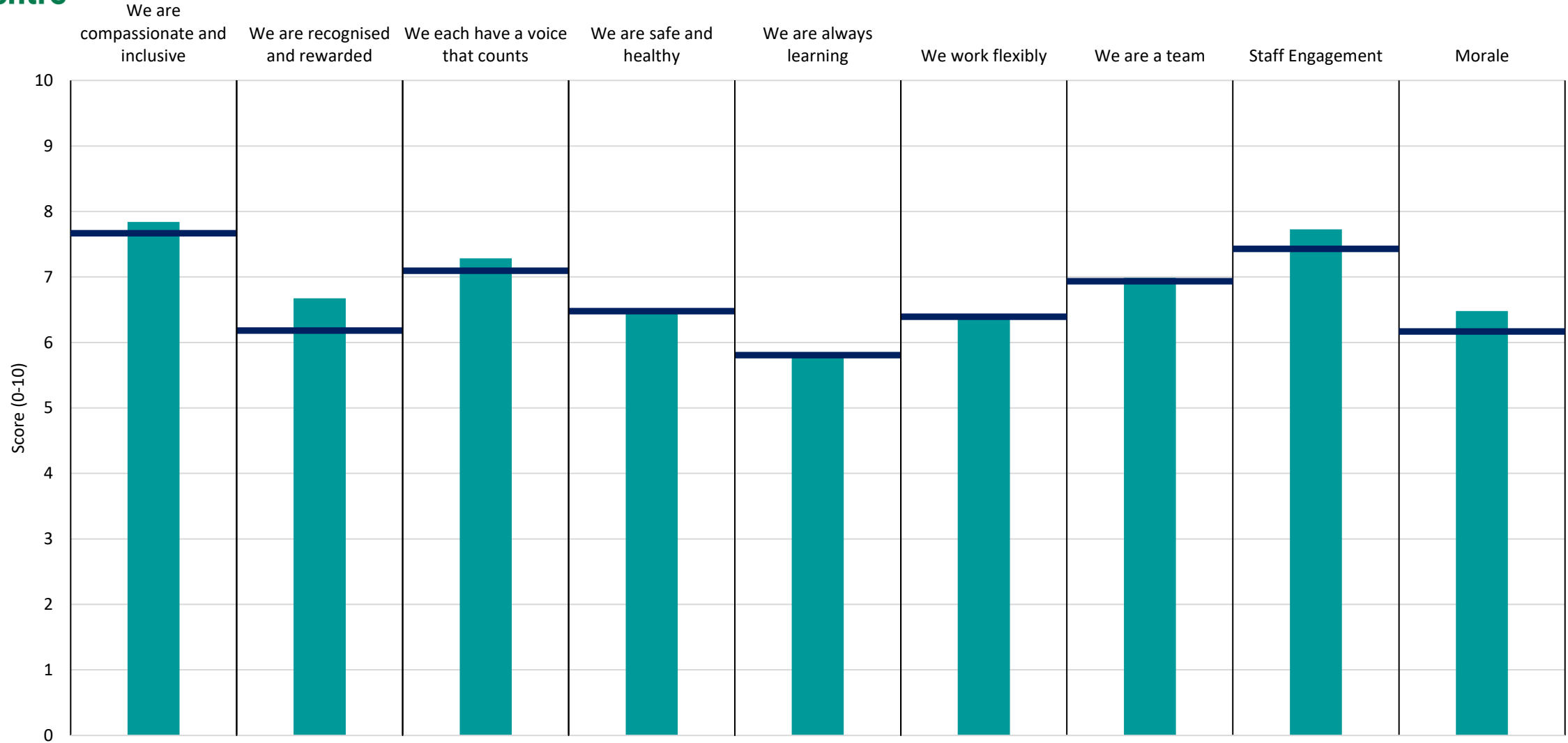
Breakdown	6.4	4.7	6.3	5.7	3.7	5.4	5.2	6.4	5.0
Your org	7.7	6.2	7.1	6.5	5.8	6.4	6.9	7.4	6.2
Responses	20	20	20	20	18	20	20	20	20



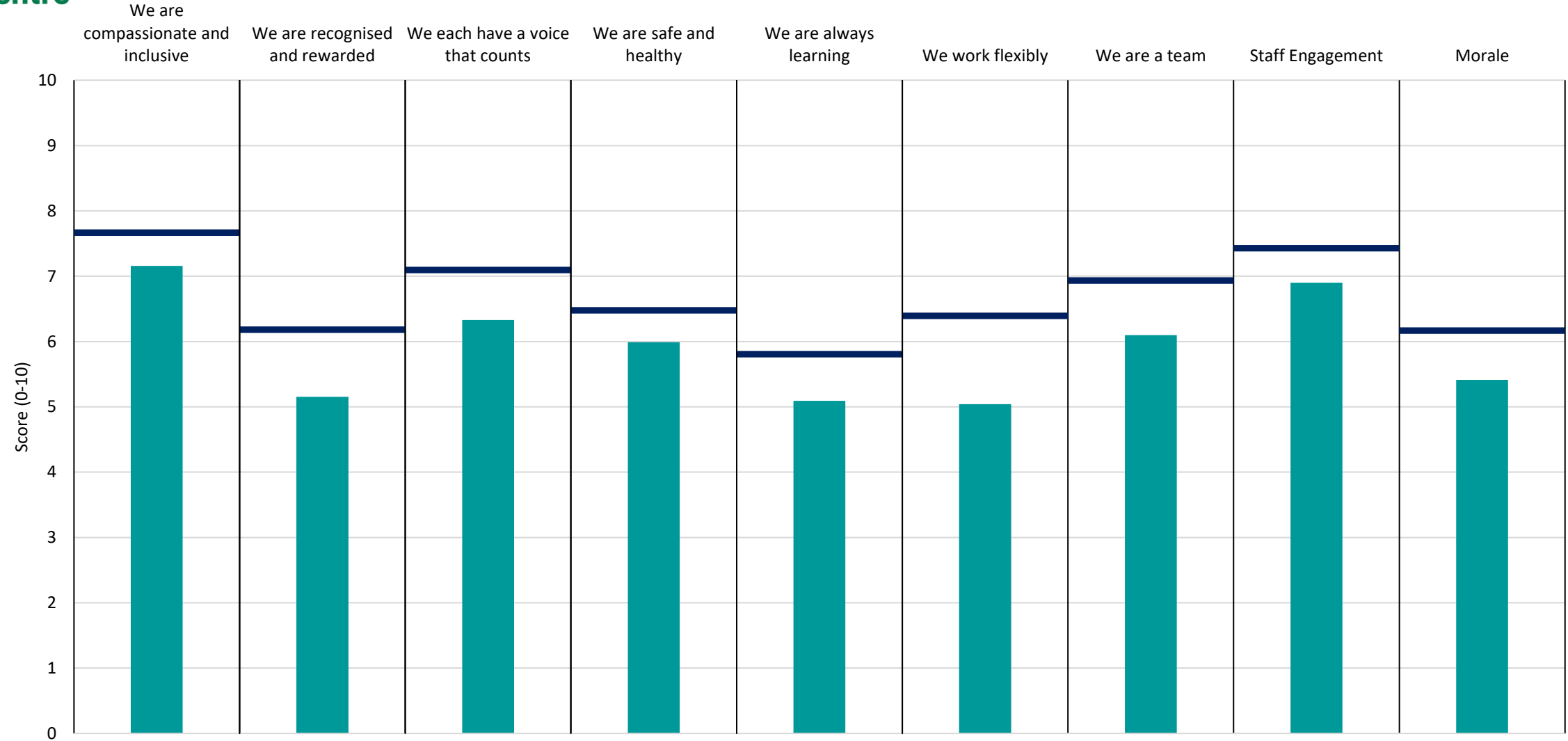
Breakdown	6.9	5.3	6.4	6.2	5.2	6.5	6.0	6.8	5.8
Your org	7.7	6.2	7.1	6.5	5.8	6.4	6.9	7.4	6.2
Responses	45	45	42	45	40	45	45	45	45



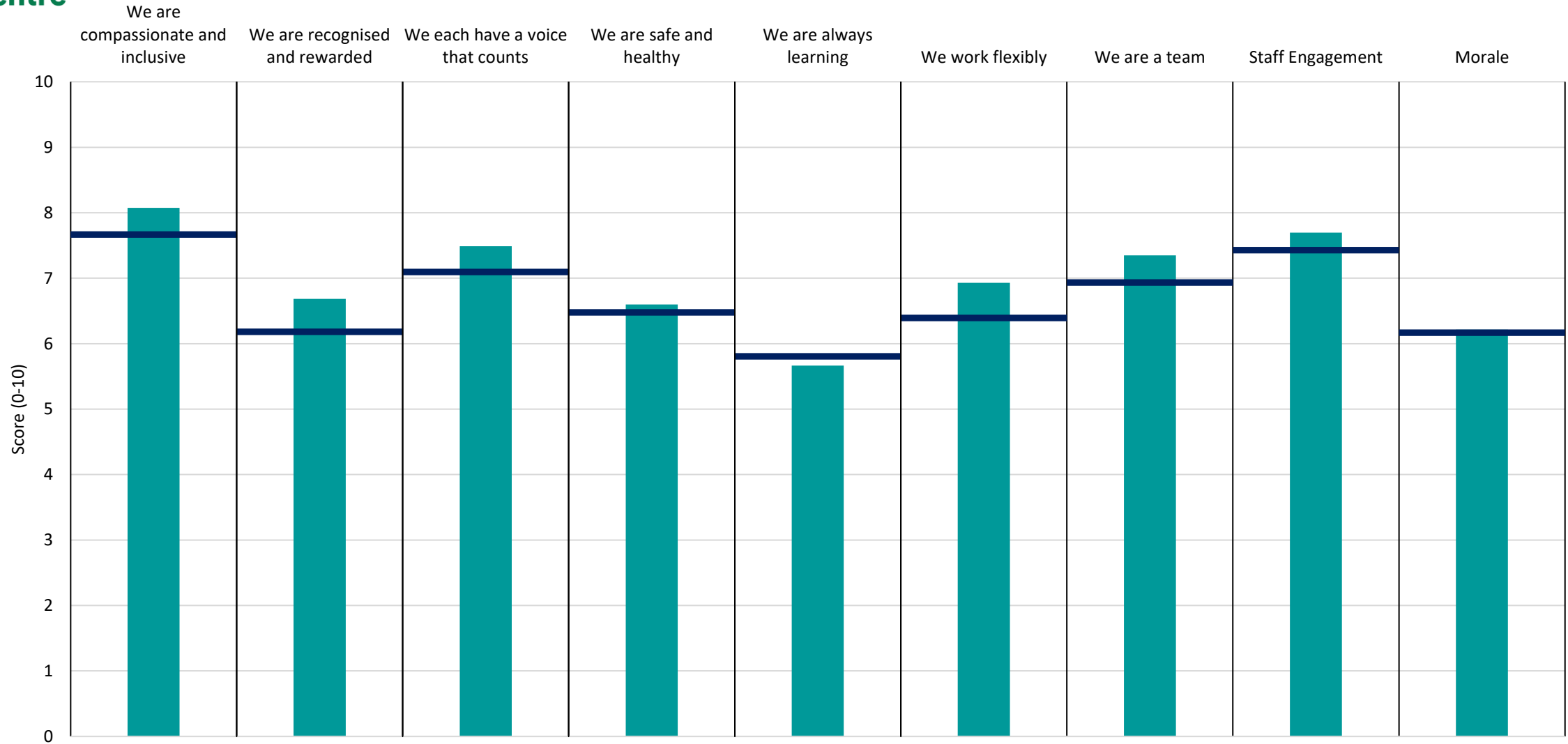
Breakdown	8.1	6.4	7.4	6.5	6.4	7.1	7.5	7.7	6.6
Your org	7.7	6.2	7.1	6.5	5.8	6.4	6.9	7.4	6.2
Responses	104	103	104	104	102	104	104	104	104



Breakdown	7.8	6.7	7.3	6.5	5.8	6.4	7.0	7.7	6.5
Your org	7.7	6.2	7.1	6.5	5.8	6.4	6.9	7.4	6.2
Responses	43	43	43	43	43	42	43	43	43



Breakdown	7.2	5.2	6.3	6.0	5.1	5.0	6.1	6.9	5.4
Your org	7.7	6.2	7.1	6.5	5.8	6.4	6.9	7.4	6.2
Responses	42	42	42	42	37	42	42	42	42



Breakdown	8.1	6.7	7.5	6.6	5.7	6.9	7.3	7.7	6.2
Your org	7.7	6.2	7.1	6.5	5.8	6.4	6.9	7.4	6.2
Responses	27	27	27	27	26	27	27	27	27