



# Medway NHS Foundation Trust

2022 NHS Staff Survey

Breakdown report

Introduction	4
People Promise element and Theme results – Breakdowns 1	5
<u>Add Prof Scientific and Technic</u>	<u>6</u>
<u>Additional Clinical Services</u>	<u>7</u>
<u>Administrative and Clerical</u>	<u>8</u>
<u>Allied Health Professionals</u>	<u>9</u>
<u>Estates and Ancillary</u>	<u>10</u>
<u>Medical and Dental</u>	<u>11</u>
<u>Nursing and Midwifery Registered</u>	<u>12</u>

<u>Corporate</u>	14
<u>Estates and Facilities</u>	15
<u>Planned Care</u>	16
<u>Unplanned and Integrated Care</u>	17

This directorate report for Medway NHS Foundation Trust contains results by breakdown for People Promise element and theme results from the 2022 NHS Staff Survey. These results are compared to the unweighted average for your organisation.

**Please note:** It is possible that there are differences between the ‘Your org’ scores reported in this directorate report and those in the benchmark report. This is because the results in the benchmark report are weighted to allow for fair comparisons between organisations of a similar type. However, in this report comparisons are made within your organisation so the unweighted organisation result is a more appropriate point of comparison.

The breakdowns used in this report were provided and defined by Medway NHS Foundation Trust. Details of how the People Promise element and theme scores were calculated are included in the Technical Document, available to download from our results website.

## Key features

Breakdown type and **breakdown name** are specified in the header.

Breakdown results are presented in the context of the (unweighted) **organisation average ('Your org')**, so it is easy to tell if a directorate is performing better or worse than the organisation average. For all People Promise element and theme results, a higher score is a better result than a lower score

The **number of responses** feeding into each measures and sub-scores for the **given breakdown** is specified below the table containing the directorate and trust scores.

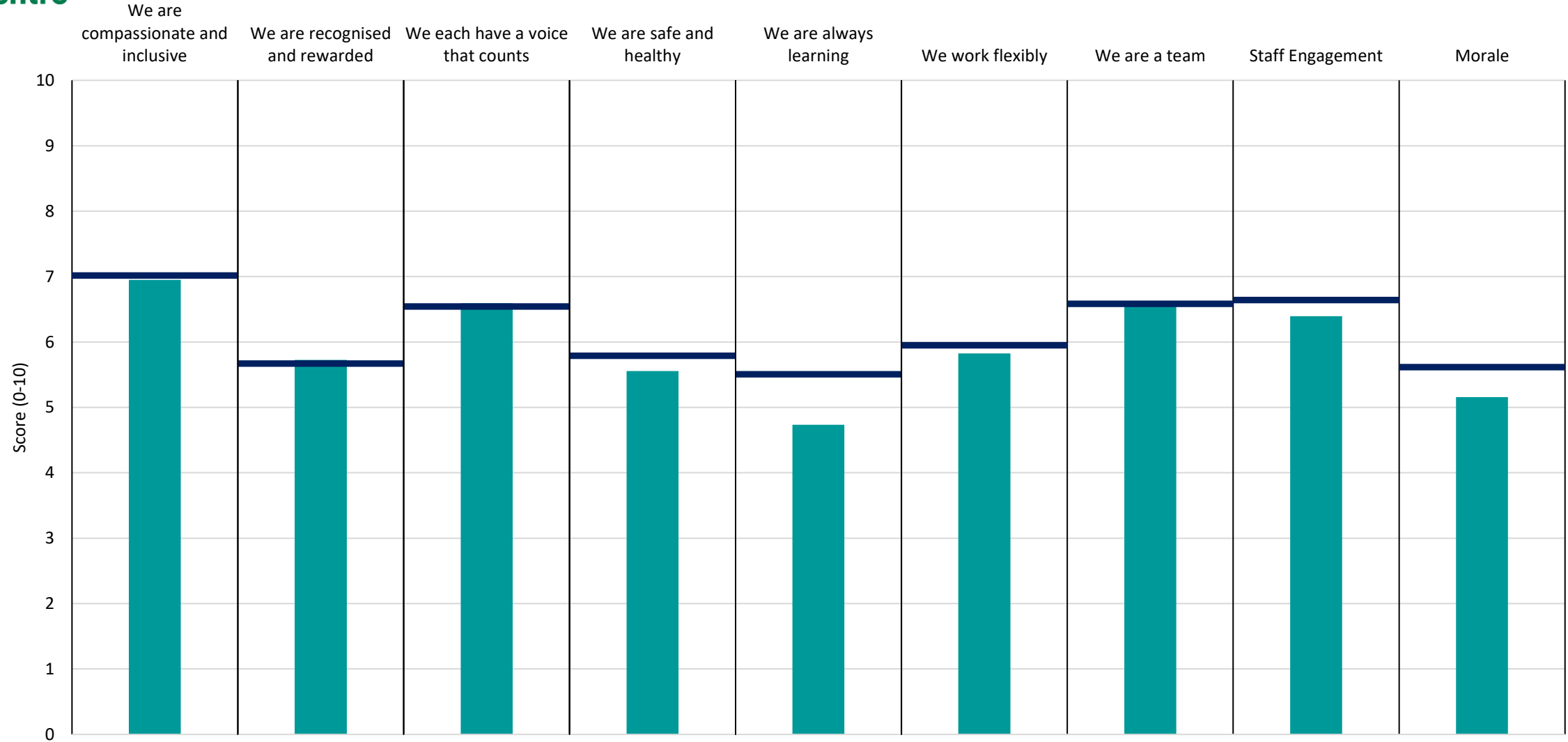


**! Note:** when there are less than 11 responses in a group, results are suppressed to protect staff confidentiality, for some organisations this could mean that all breakdown results are suppressed.

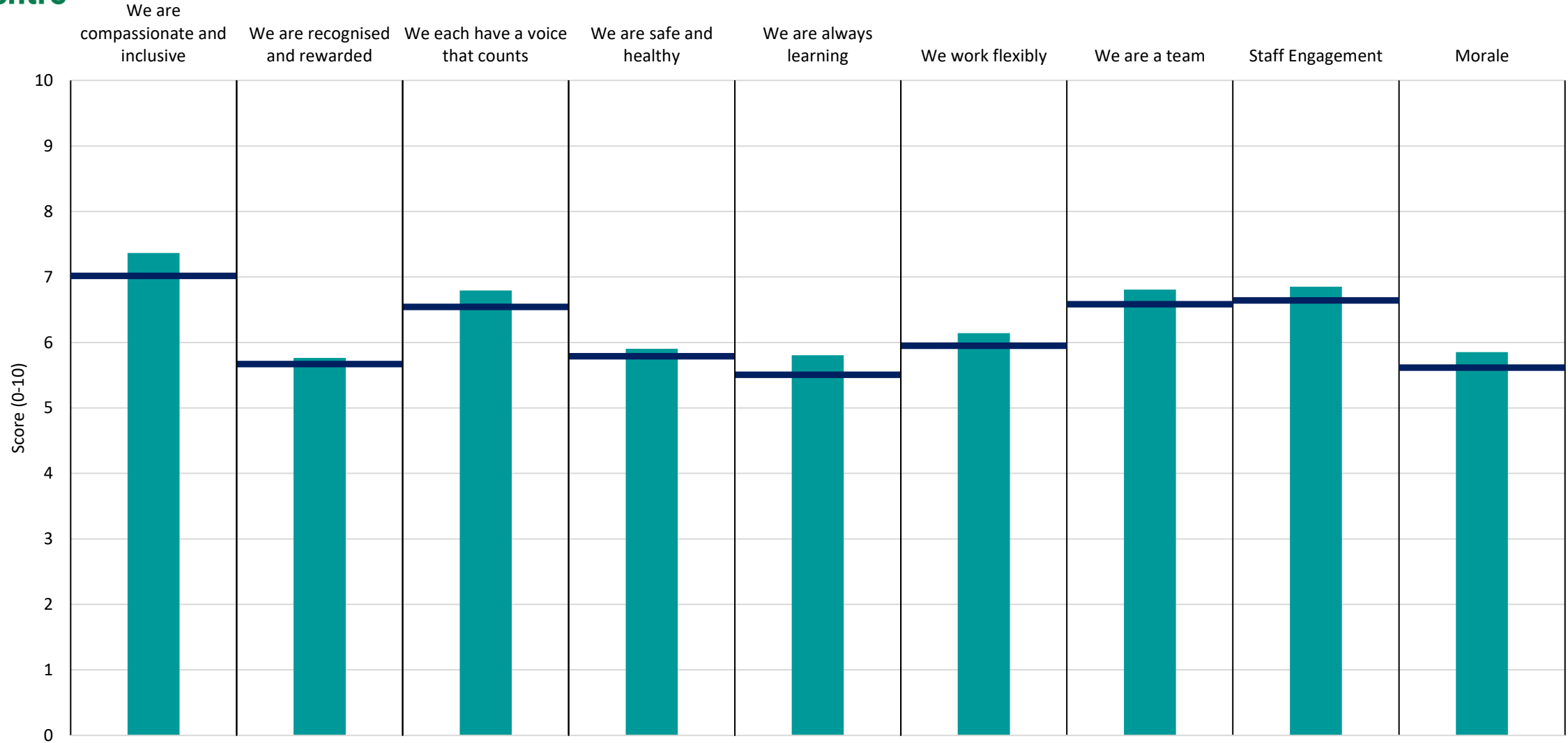
# Breakdowns 1

Medway NHS Foundation Trust  
2022 NHS Staff Survey

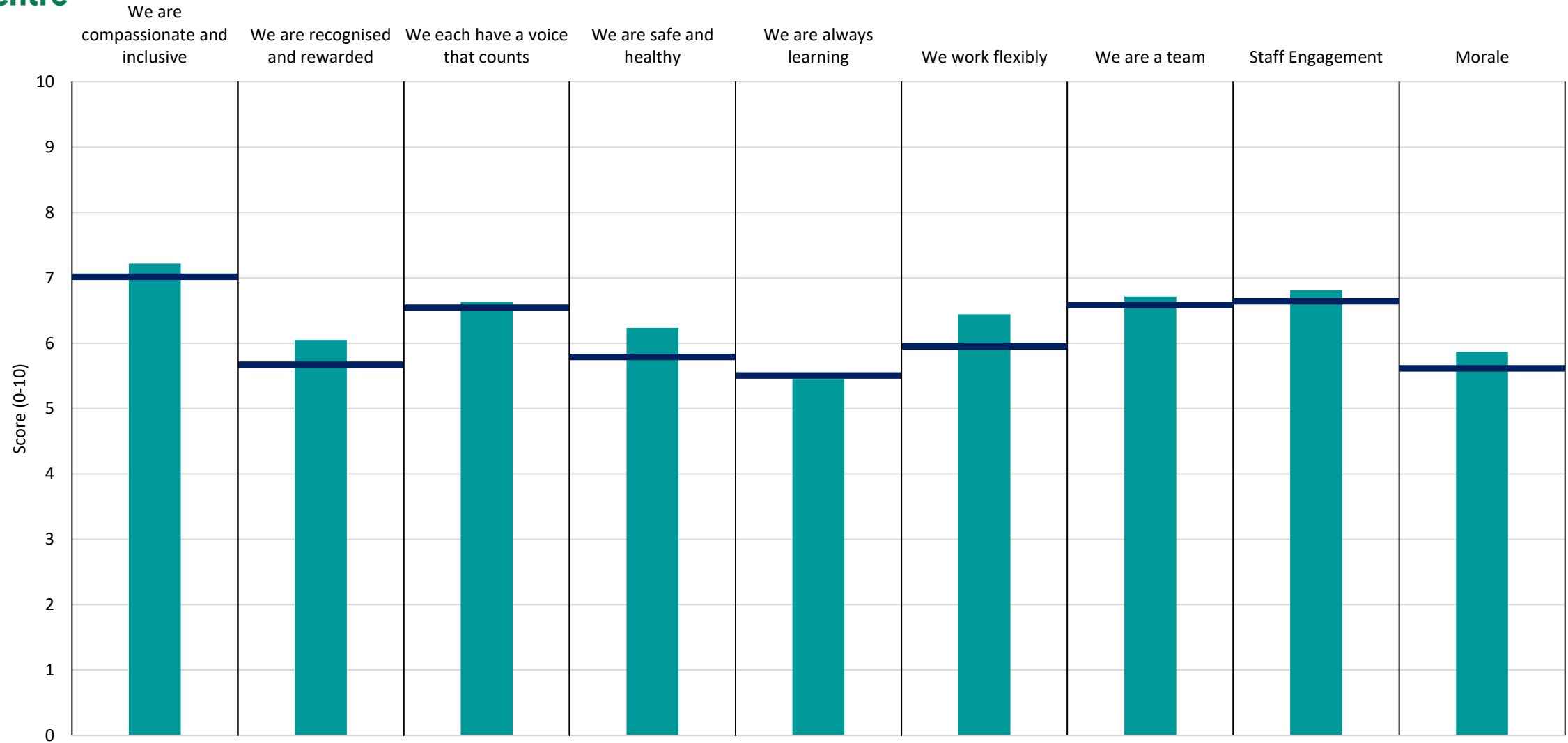
# Add Prof Scientific and Technic



Breakdown	6.9	5.7	6.6	5.6	4.7	5.8	6.6	6.4	5.2
Your org	7.0	5.7	6.5	5.8	5.5	5.9	6.6	6.6	5.6
Responses	50	50	50	50	48	50	50	50	50

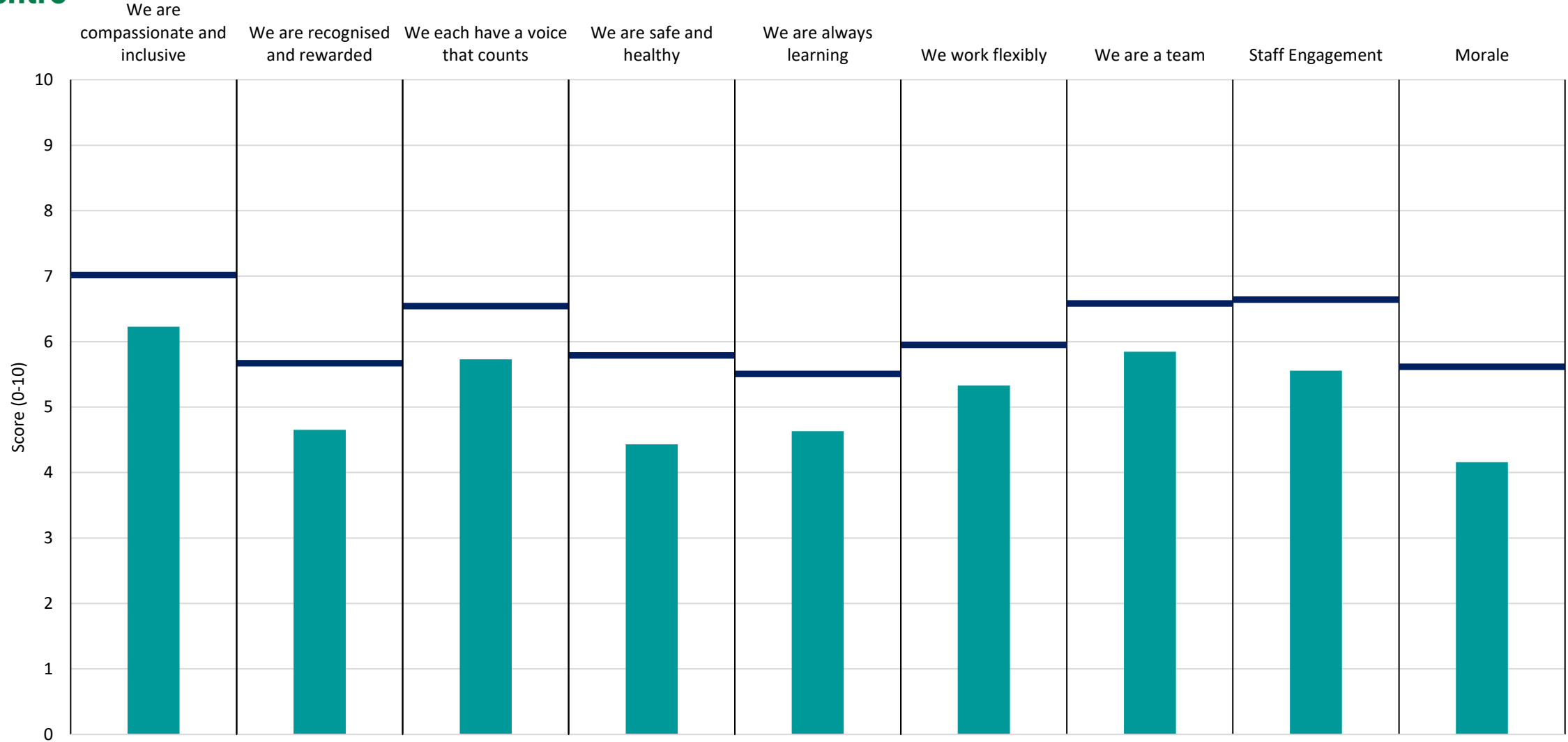


Breakdown	7.4	5.8	6.8	5.9	5.8	6.1	6.8	6.9	5.9
Your org	7.0	5.7	6.5	5.8	5.5	5.9	6.6	6.6	5.6
Responses	260	260	259	254	244	258	258	260	260

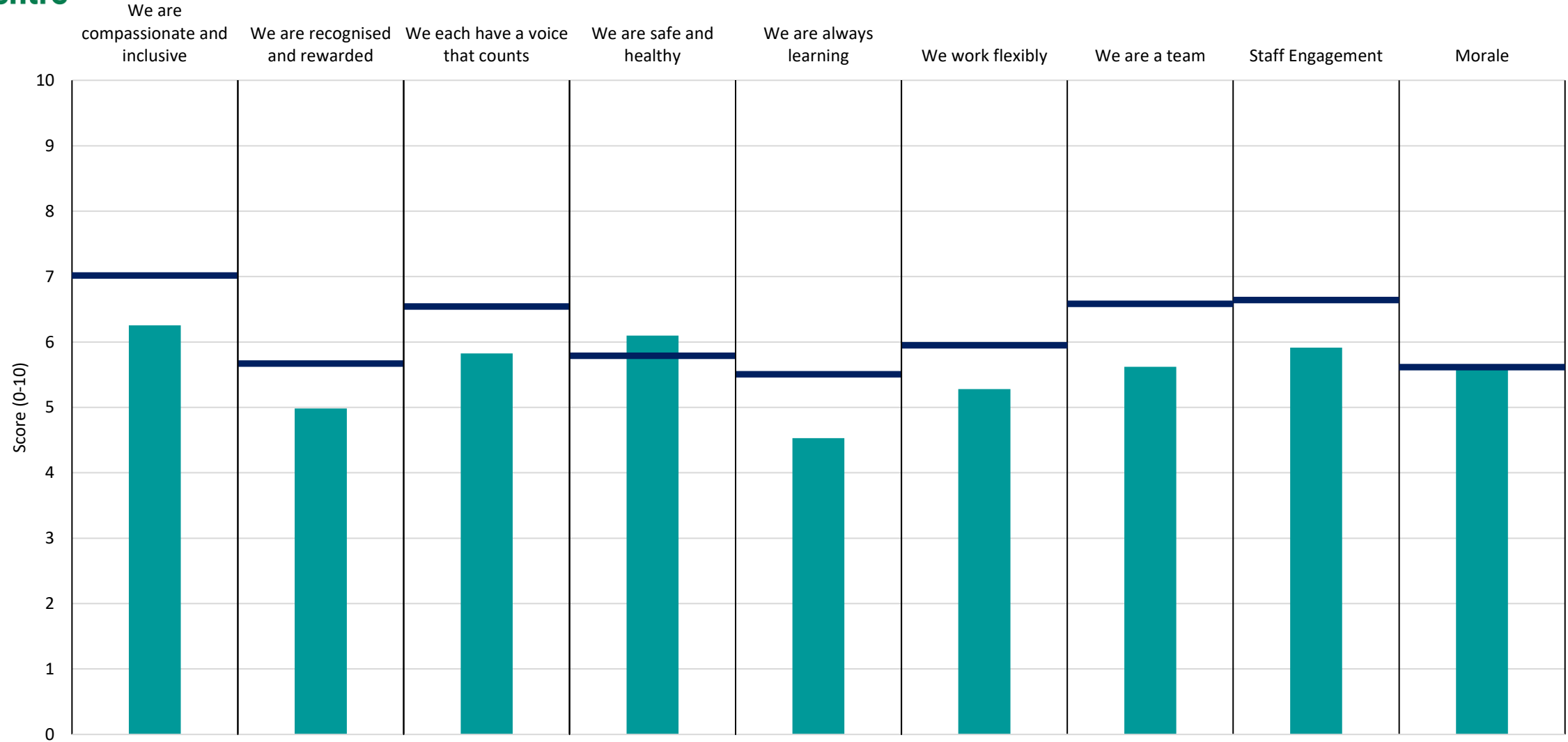


Breakdown	7.2	6.0	6.6	6.2	5.5	6.4	6.7	6.8	5.9
Your org	7.0	5.7	6.5	5.8	5.5	5.9	6.6	6.6	5.6
Responses	606	601	600	604	587	595	601	606	606

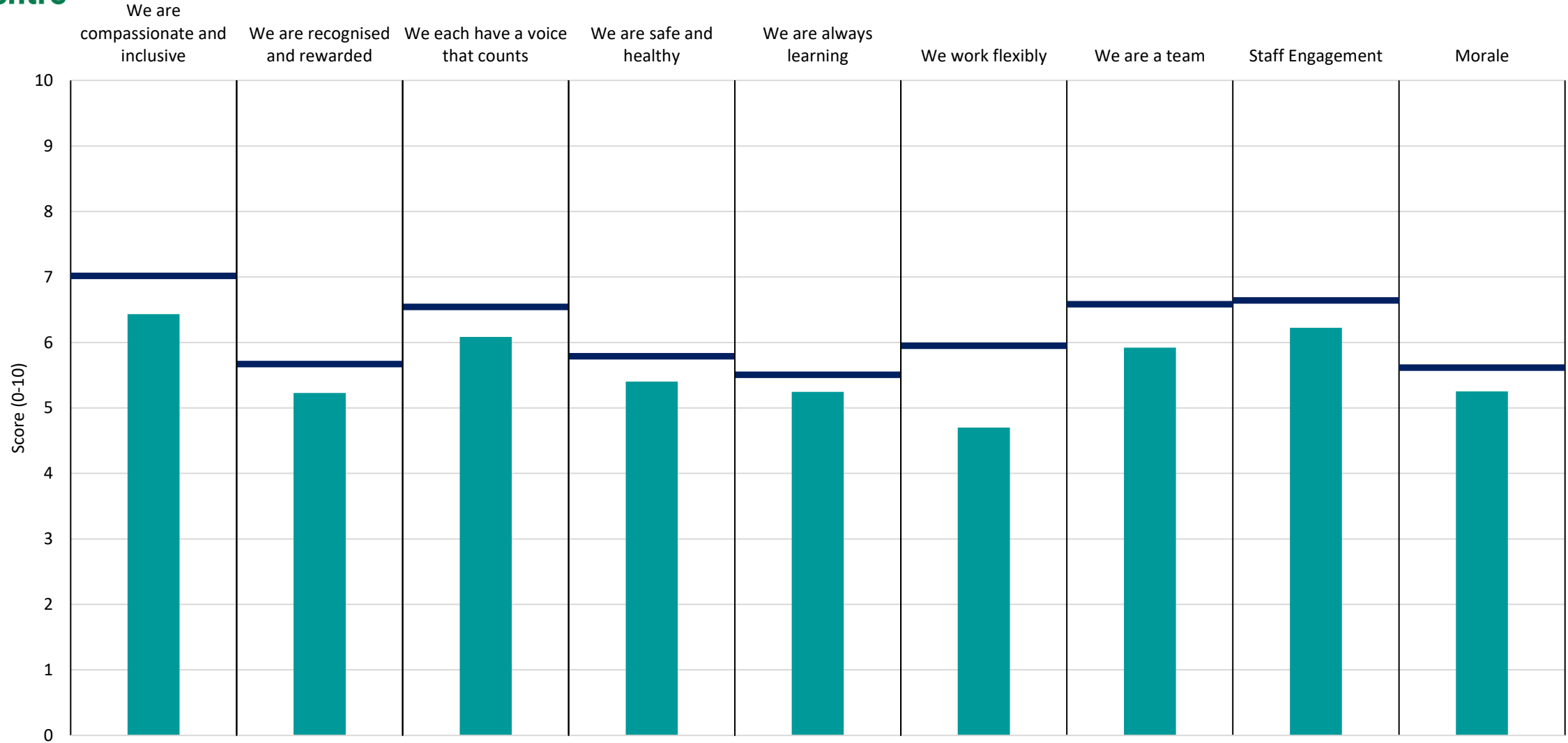




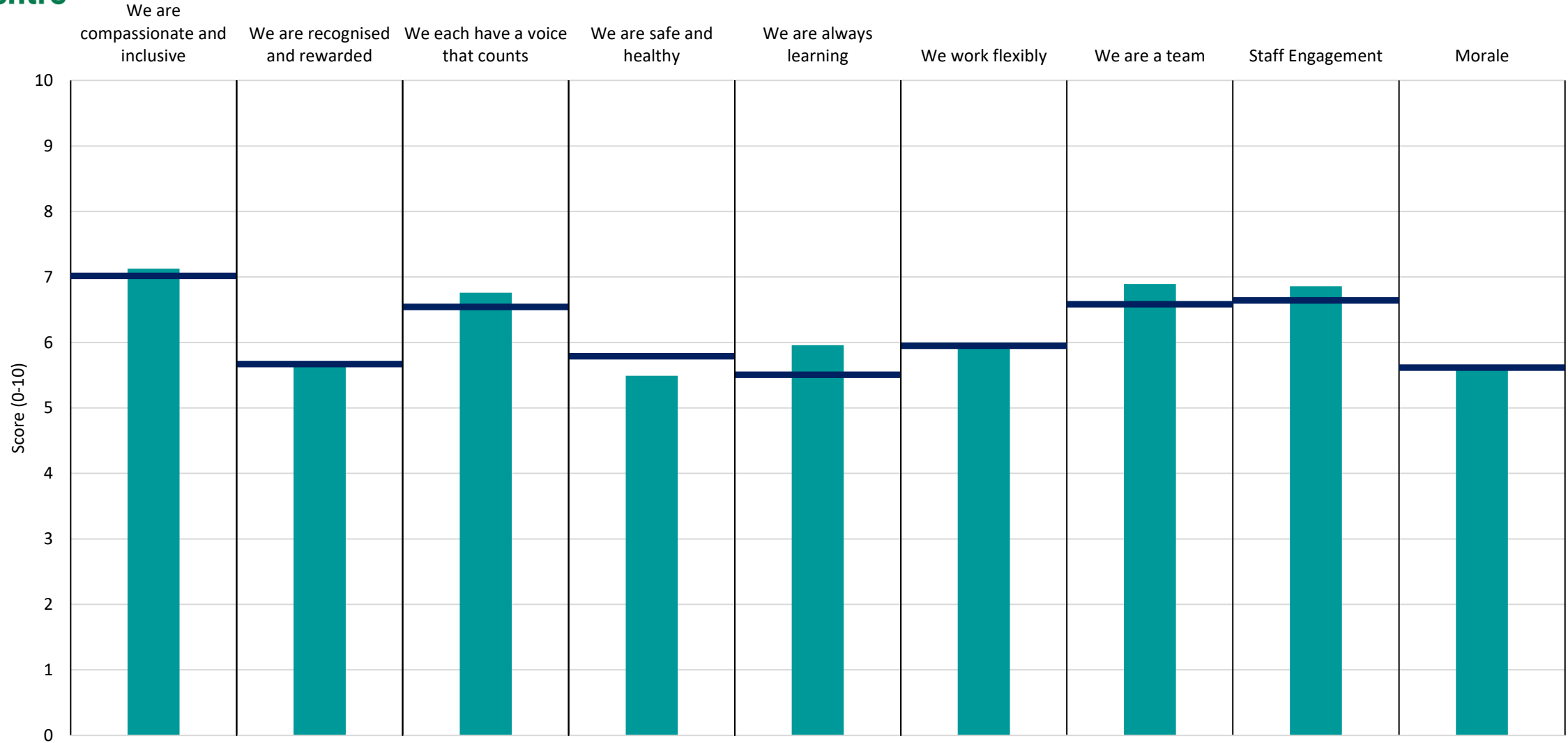
Breakdown	6.2	4.7	5.7	4.4	4.6	5.3	5.8	5.6	4.2
Your org	7.0	5.7	6.5	5.8	5.5	5.9	6.6	6.6	5.6
Responses	82	82	82	82	81	82	82	82	82



Breakdown	6.3	5.0	5.8	6.1	4.5	5.3	5.6	5.9	5.6
Your org	7.0	5.7	6.5	5.8	5.5	5.9	6.6	6.6	5.6
Responses	139	138	131	133	122	135	138	139	139



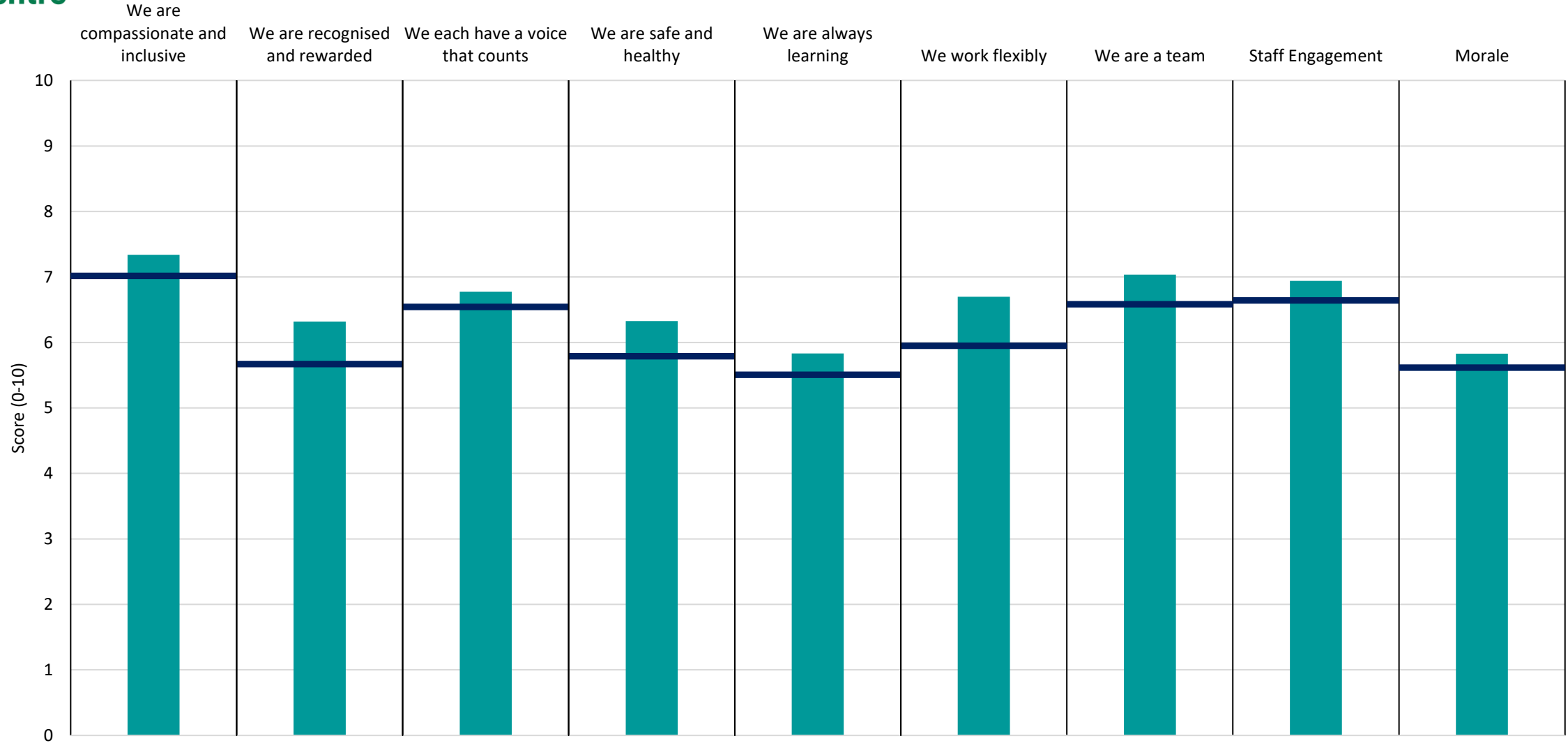
Breakdown	6.4	5.2	6.1	5.4	5.2	4.7	5.9	6.2	5.3
Your org	7.0	5.7	6.5	5.8	5.5	5.9	6.6	6.6	5.6
Responses	164	163	163	164	158	163	162	164	164



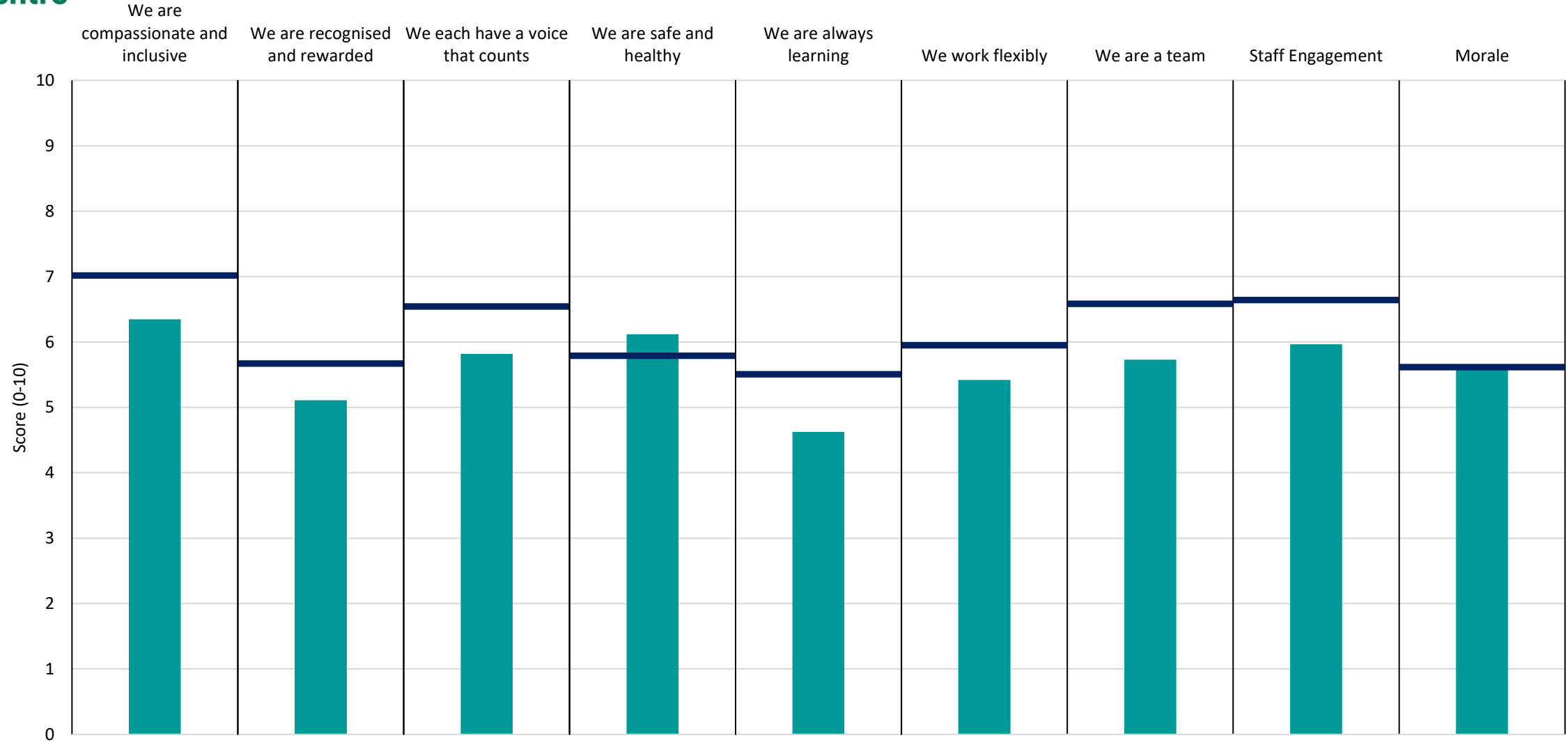
Breakdown	7.1	5.7	6.8	5.5	6.0	6.0	6.9	6.9	5.6
Your org	7.0	5.7	6.5	5.8	5.5	5.9	6.6	6.6	5.6
Responses	525	523	518	525	507	521	525	525	525

# Breakdowns 2

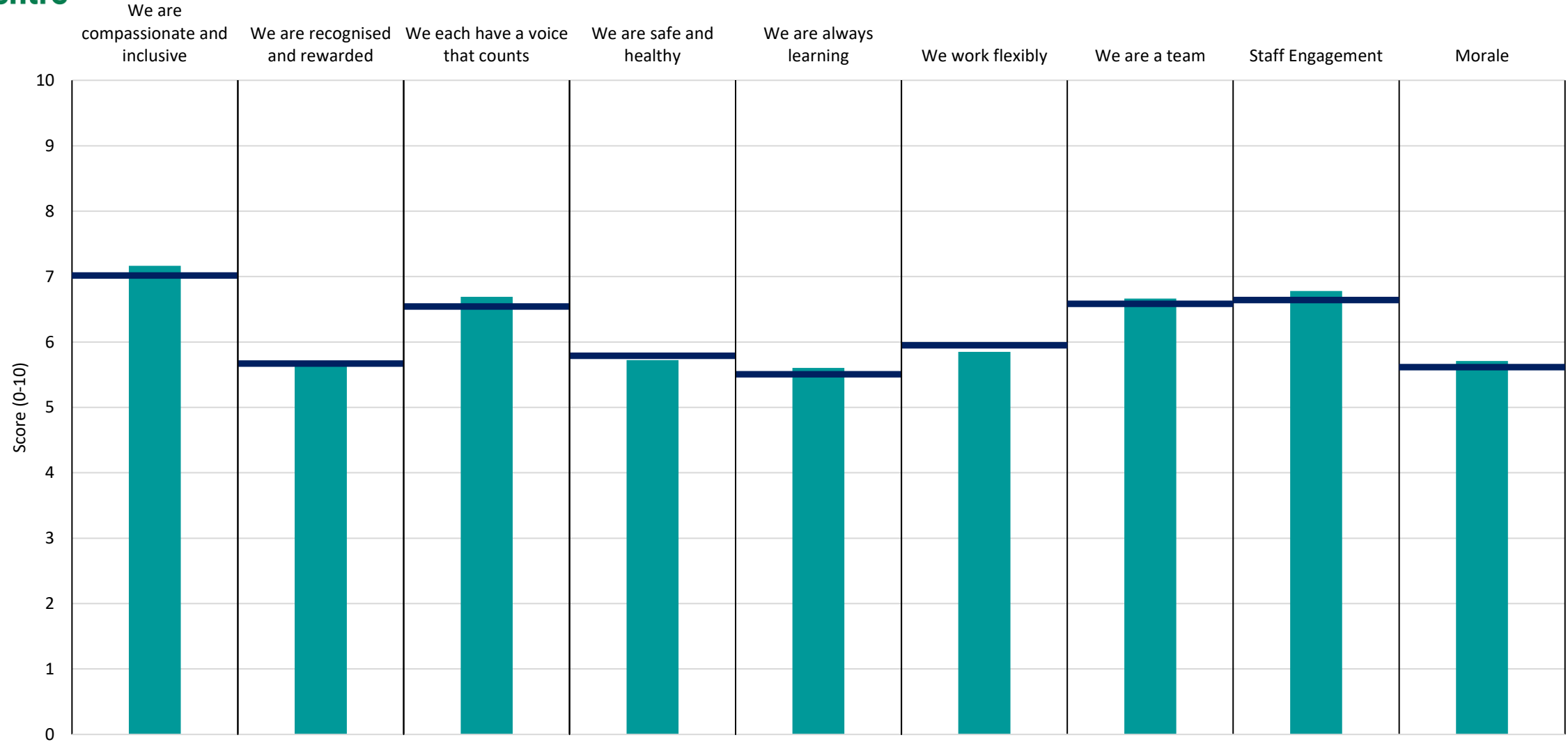
Medway NHS Foundation Trust  
2022 NHS Staff Survey



Breakdown	7.3	6.3	6.8	6.3	5.8	6.7	7.0	6.9	5.8
Your org	7.0	5.7	6.5	5.8	5.5	5.9	6.6	6.6	5.6
Responses	336	334	334	334	327	333	335	336	336



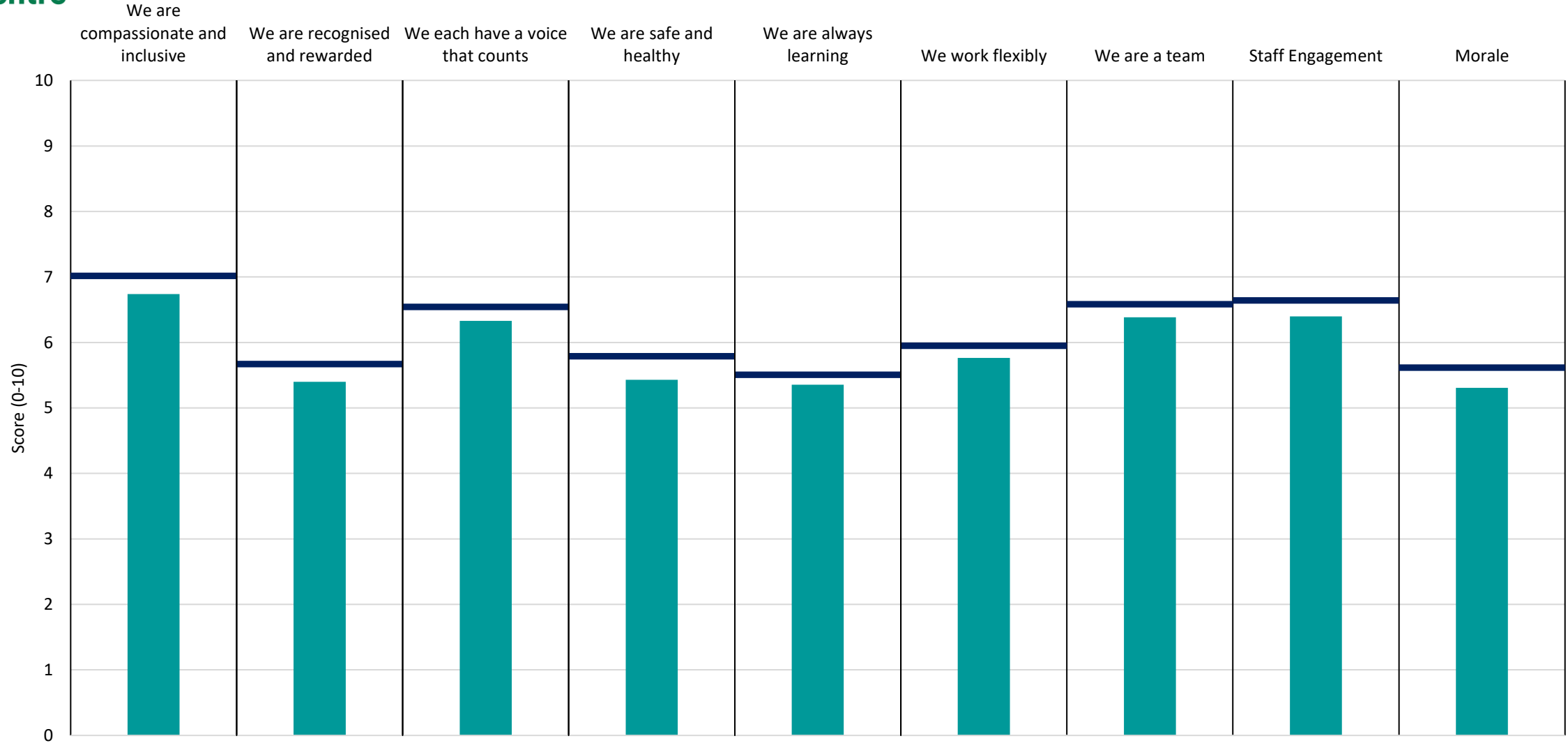
Breakdown	6.3	5.1	5.8	6.1	4.6	5.4	5.7	6.0	5.6
Your org	7.0	5.7	6.5	5.8	5.5	5.9	6.6	6.6	5.6
Responses	149	146	140	143	132	143	147	149	149



Breakdown	7.2	5.7	6.7	5.7	5.6	5.9	6.7	6.8	5.7
Your org	7.0	5.7	6.5	5.8	5.5	5.9	6.6	6.6	5.6
Responses	857	855	846	853	827	848	853	857	857



# Unplanned and Integrated Care



Breakdown	6.7	5.4	6.3	5.4	5.4	5.8	6.4	6.4	5.3
Your org	7.0	5.7	6.5	5.8	5.5	5.9	6.6	6.6	5.6
Responses	484	482	483	482	461	480	481	484	484