



Norfolk and Norwich University Hospitals NHS Foundation Trust

2022 NHS Staff Survey

Breakdown report

Introduction	4
People Promise element and Theme results – Breakdowns 1	5
<u>Clinical Support Division</u>	<u>6</u>
<u>Corporate</u>	<u>7</u>
<u>Medical Division</u>	<u>8</u>
<u>Surgical Division</u>	<u>9</u>
<u>Women & Children Division</u>	<u>10</u>

<u>Add Prof Scientific and Technic</u>	12
<u>Additional Clinical Services</u>	13
<u>Administrative and Clerical</u>	14
<u>Allied Health Professionals</u>	15
<u>Estates and Ancillary</u>	16
<u>Healthcare Scientists</u>	17
<u>Medical and Dental</u>	18
<u>Nursing and Midwifery Registered</u>	19

This directorate report for Norfolk and Norwich University Hospitals NHS Foundation Trust contains results by breakdown for People Promise element and theme results from the 2022 NHS Staff Survey. These results are compared to the unweighted average for your organisation.

Please note: It is possible that there are differences between the ‘Your org’ scores reported in this directorate report and those in the benchmark report. This is because the results in the benchmark report are weighted to allow for fair comparisons between organisations of a similar type. However, in this report comparisons are made within your organisation so the unweighted organisation result is a more appropriate point of comparison.

The breakdowns used in this report were provided and defined by Norfolk and Norwich University Hospitals NHS Foundation Trust. Details of how the People Promise element and theme scores were calculated are included in the Technical Document, available to download from our results website.

Key features

Breakdown type and **breakdown name** are specified in the header.

Breakdown results are presented in the context of the (unweighted) **organisation average ('Your org')**, so it is easy to tell if a directorate is performing better or worse than the organisation average. For all People Promise element and theme results, a higher score is a better result than a lower score

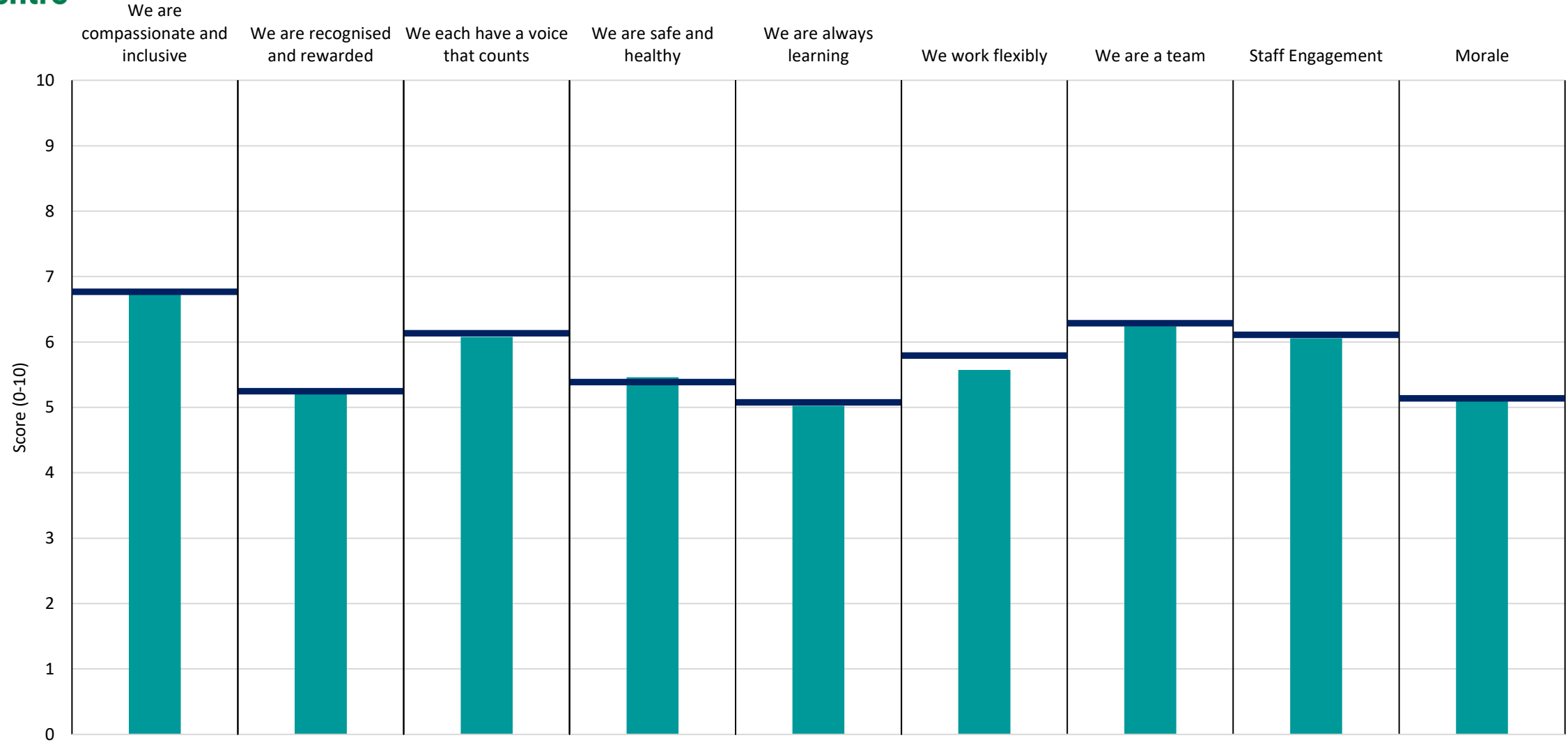
The **number of responses** feeding into each measures and sub-scores for the **given breakdown** is specified below the table containing the directorate and trust scores.



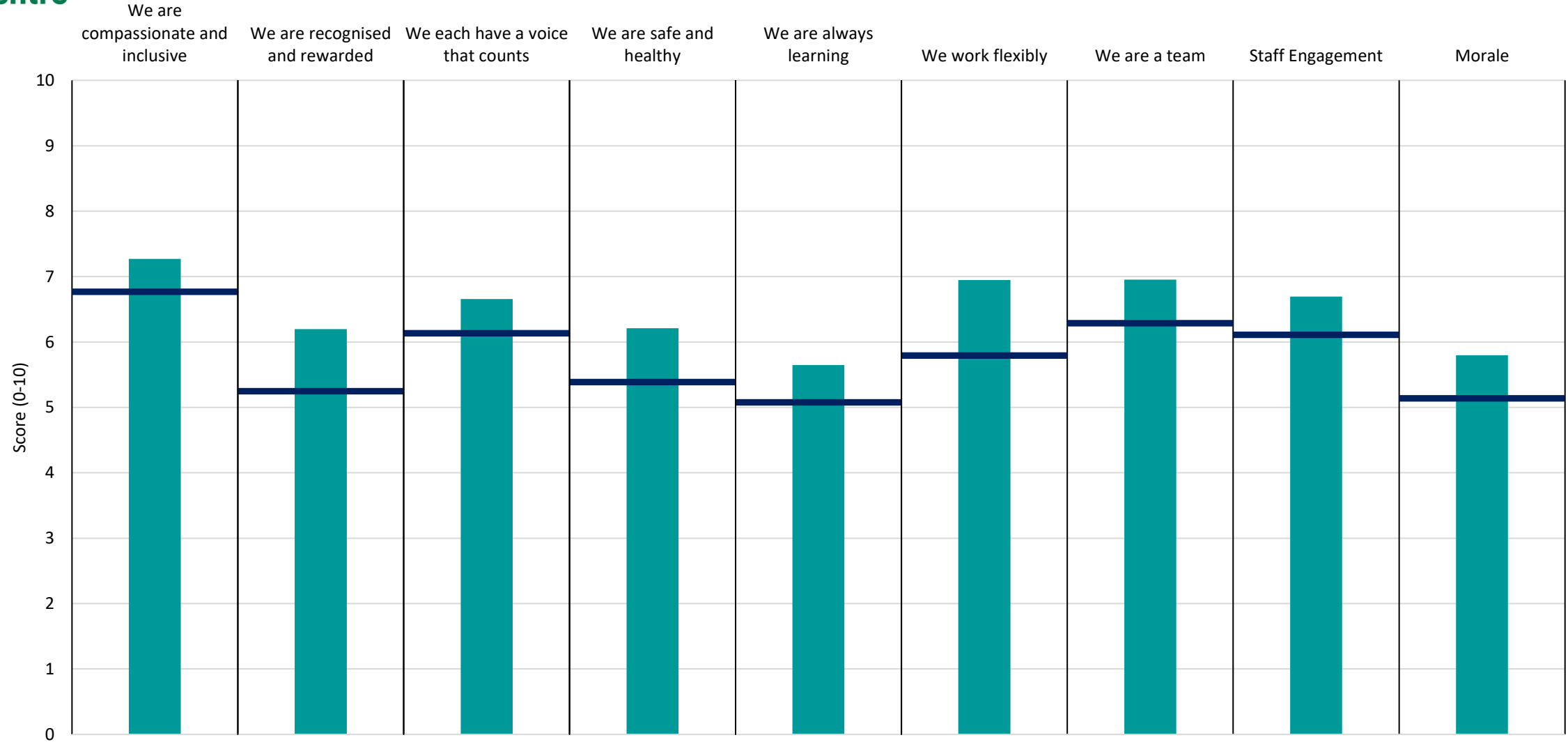
! Note: when there are less than 11 responses in a group, results are suppressed to protect staff confidentiality, for some organisations this could mean that all breakdown results are suppressed.

Breakdowns 1

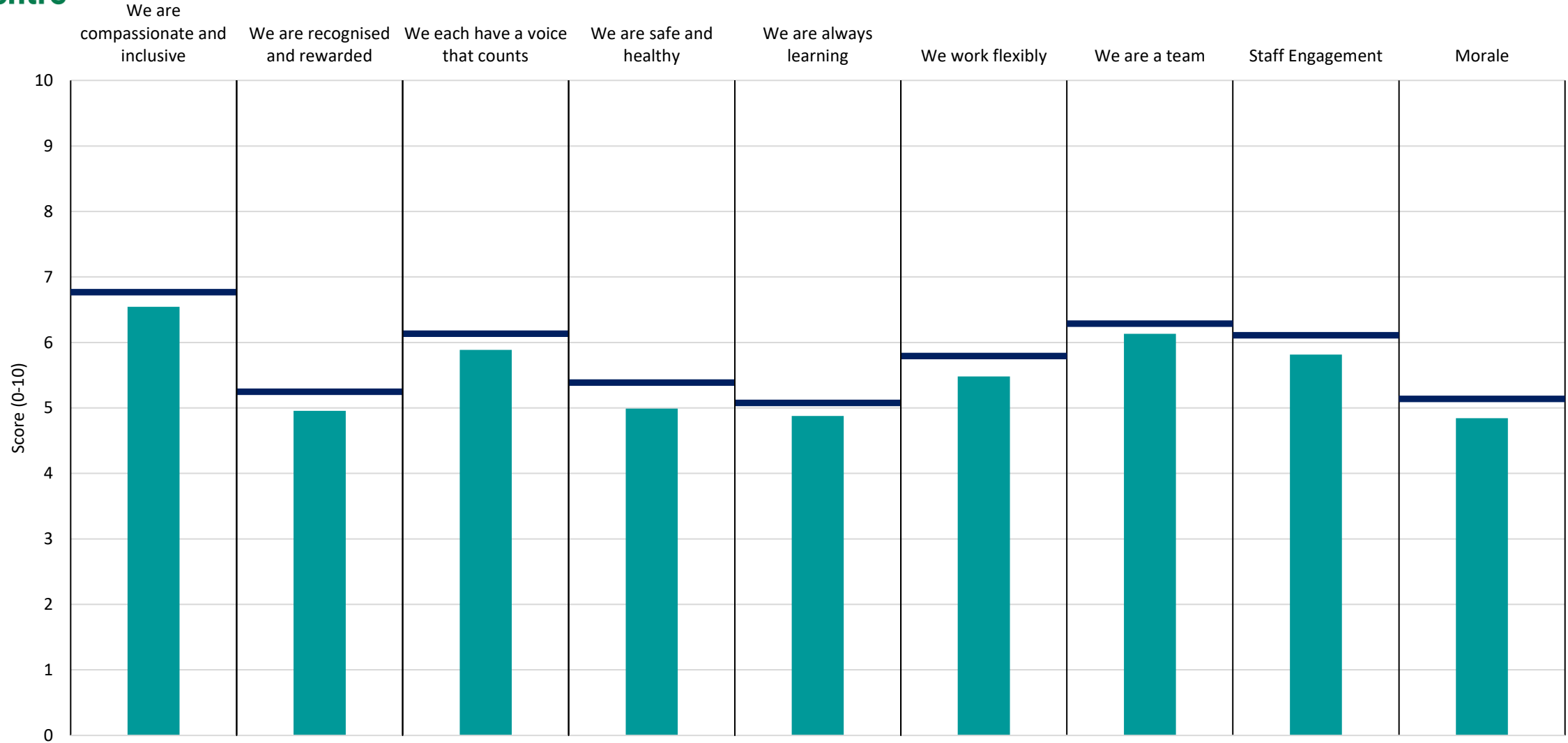
Norfolk and Norwich University Hospitals NHS Foundation Trust
2022 NHS Staff Survey



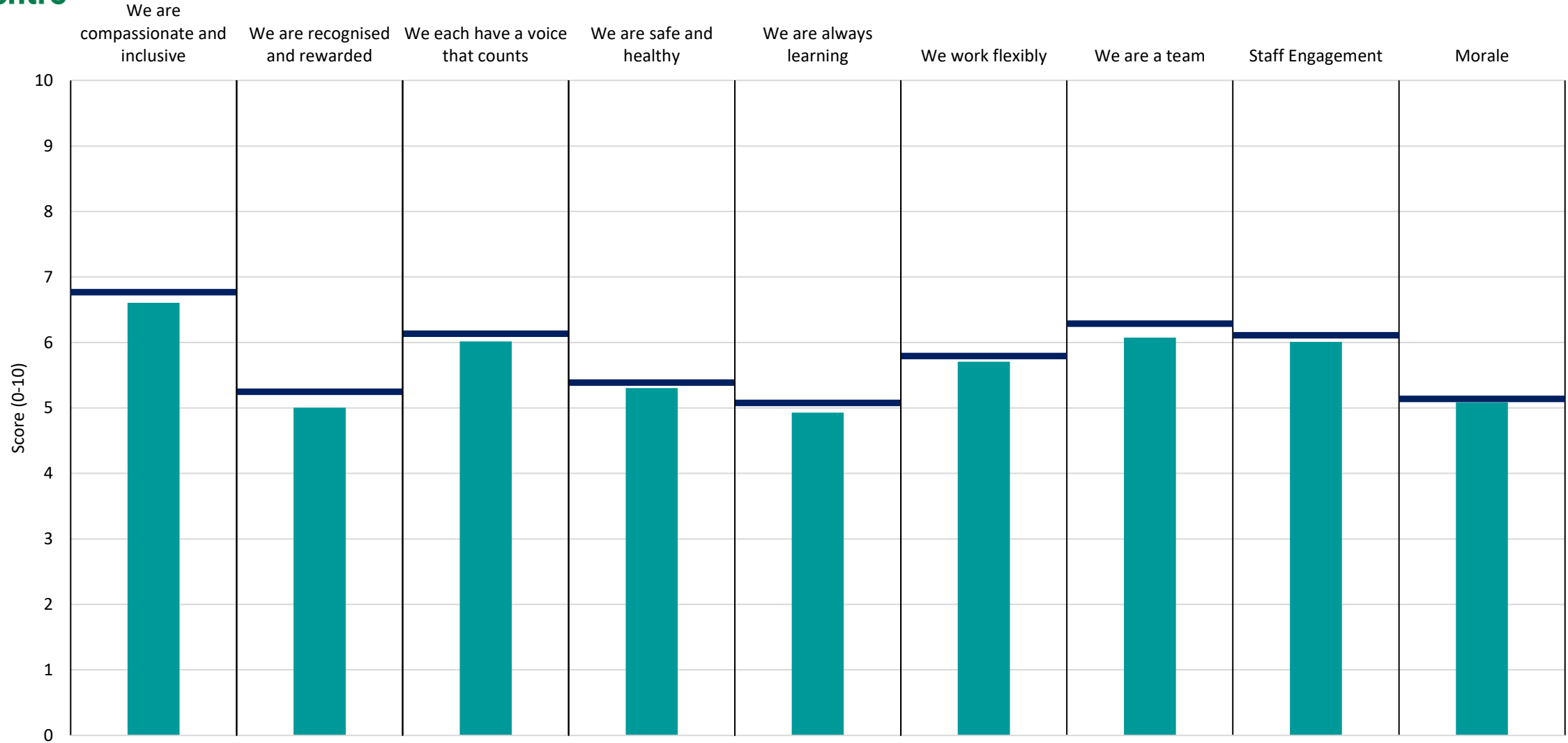
Breakdown	6.8	5.2	6.1	5.5	5.0	5.6	6.2	6.1	5.1
Your org	6.8	5.2	6.1	5.4	5.1	5.8	6.3	6.1	5.1
Responses	1045	1041	1040	1045	1023	1039	1045	1045	1045



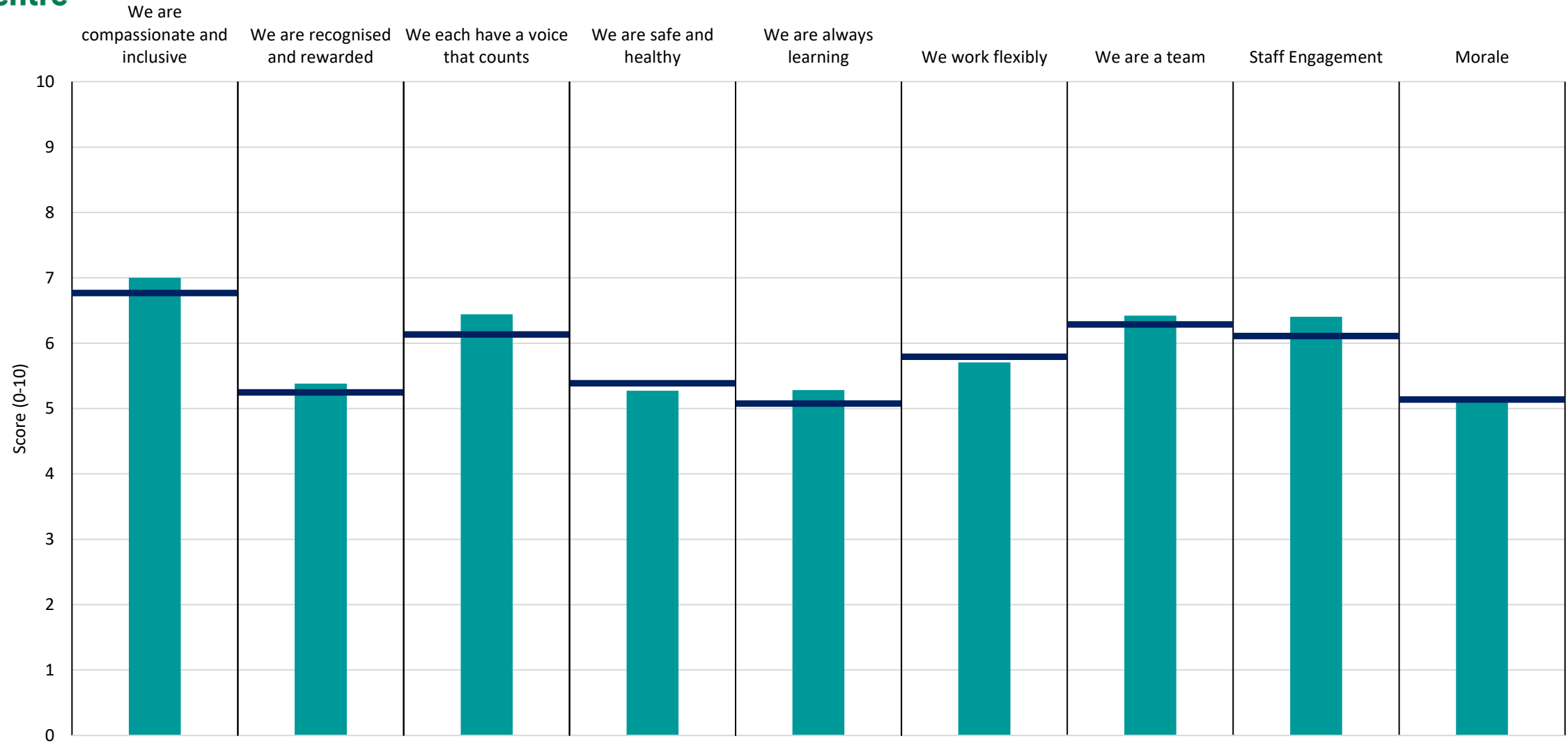
Breakdown	7.3	6.2	6.7	6.2	5.6	6.9	7.0	6.7	5.8
Your org	6.8	5.2	6.1	5.4	5.1	5.8	6.3	6.1	5.1
Responses	636	635	629	635	621	633	636	638	638



Breakdown	6.5	5.0	5.9	5.0	4.9	5.5	6.1	5.8	4.8
Your org	6.8	5.2	6.1	5.4	5.1	5.8	6.3	6.1	5.1
Responses	1119	1118	1115	1118	1083	1117	1117	1121	1121



Breakdown	6.6	5.0	6.0	5.3	4.9	5.7	6.1	6.0	5.1
Your org	6.8	5.2	6.1	5.4	5.1	5.8	6.3	6.1	5.1
Responses	1286	1283	1279	1285	1224	1280	1287	1286	1286

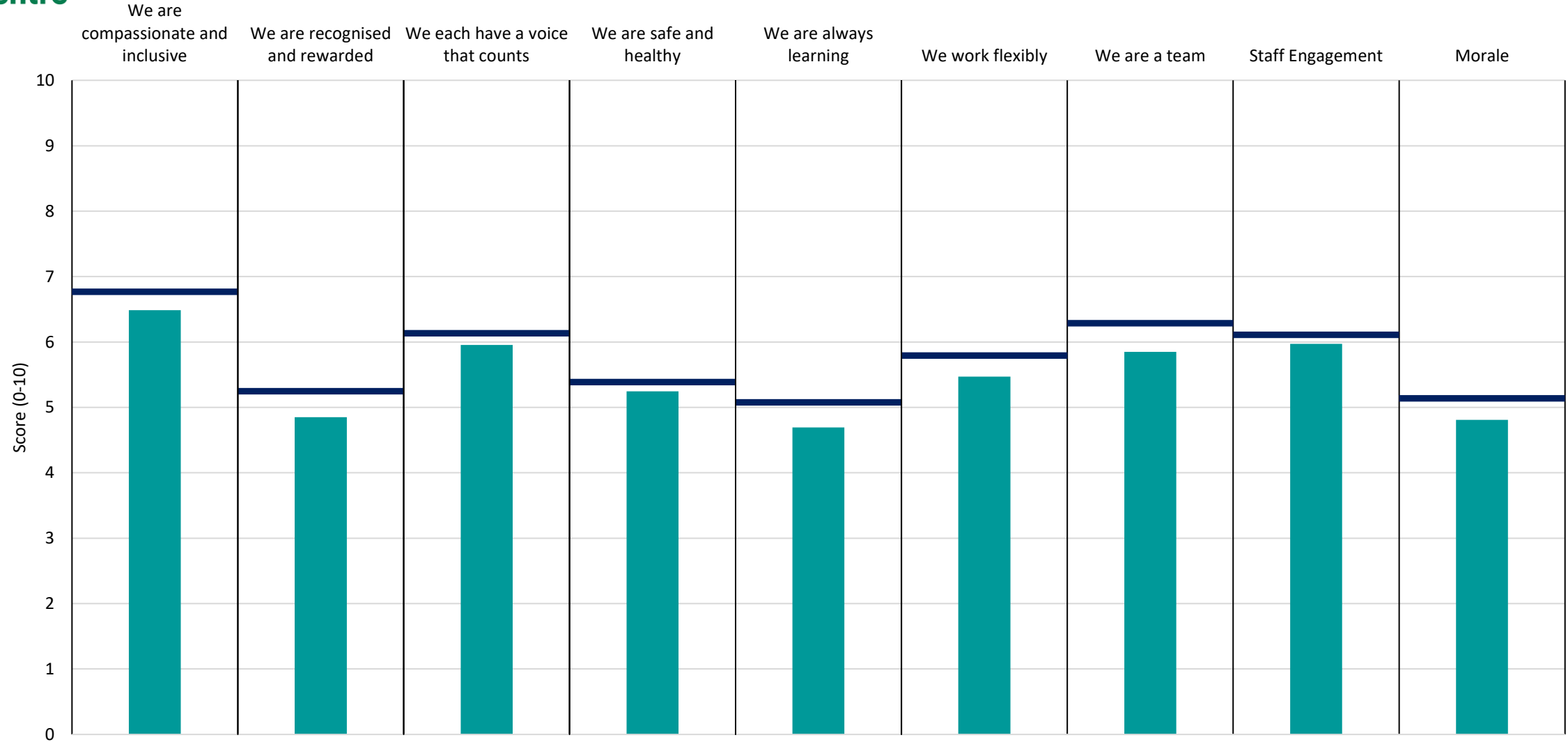


Breakdown	7.0	5.4	6.4	5.3	5.3	5.7	6.4	6.4	5.1
Your org	6.8	5.2	6.1	5.4	5.1	5.8	6.3	6.1	5.1
Responses	488	488	487	488	472	488	486	488	488

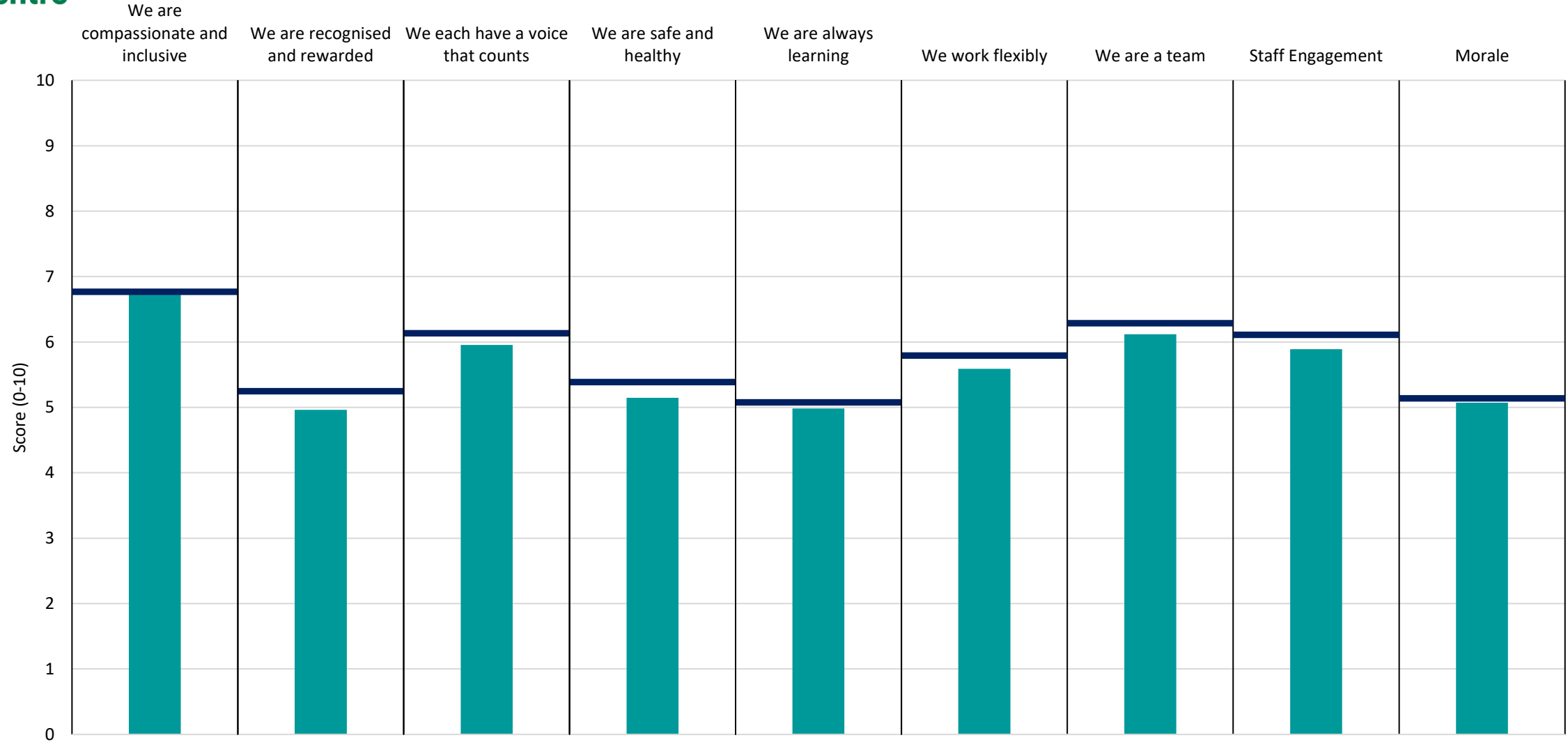
Breakdowns 2

Norfolk and Norwich University Hospitals NHS Foundation Trust
2022 NHS Staff Survey

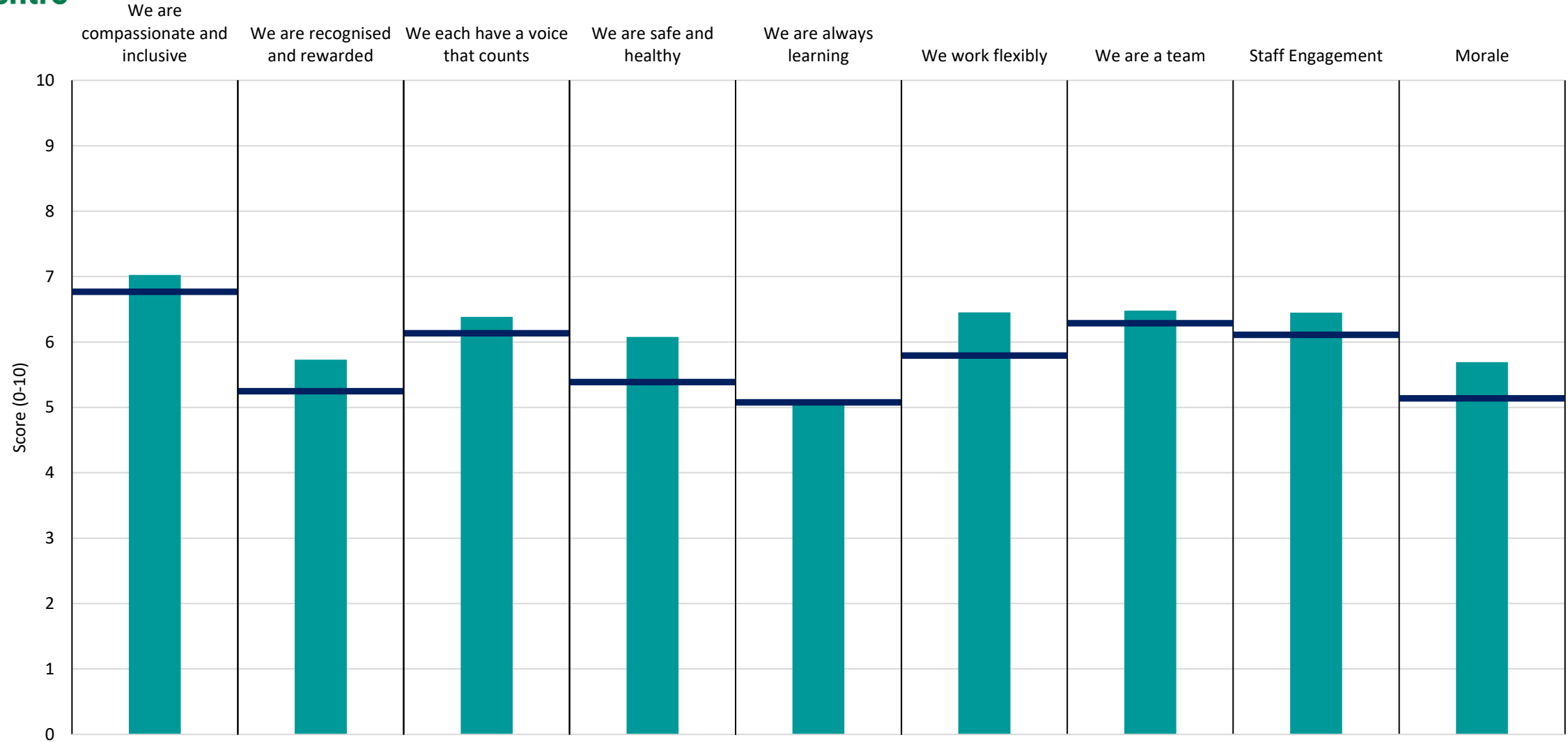
Add Prof Scientific and Technic



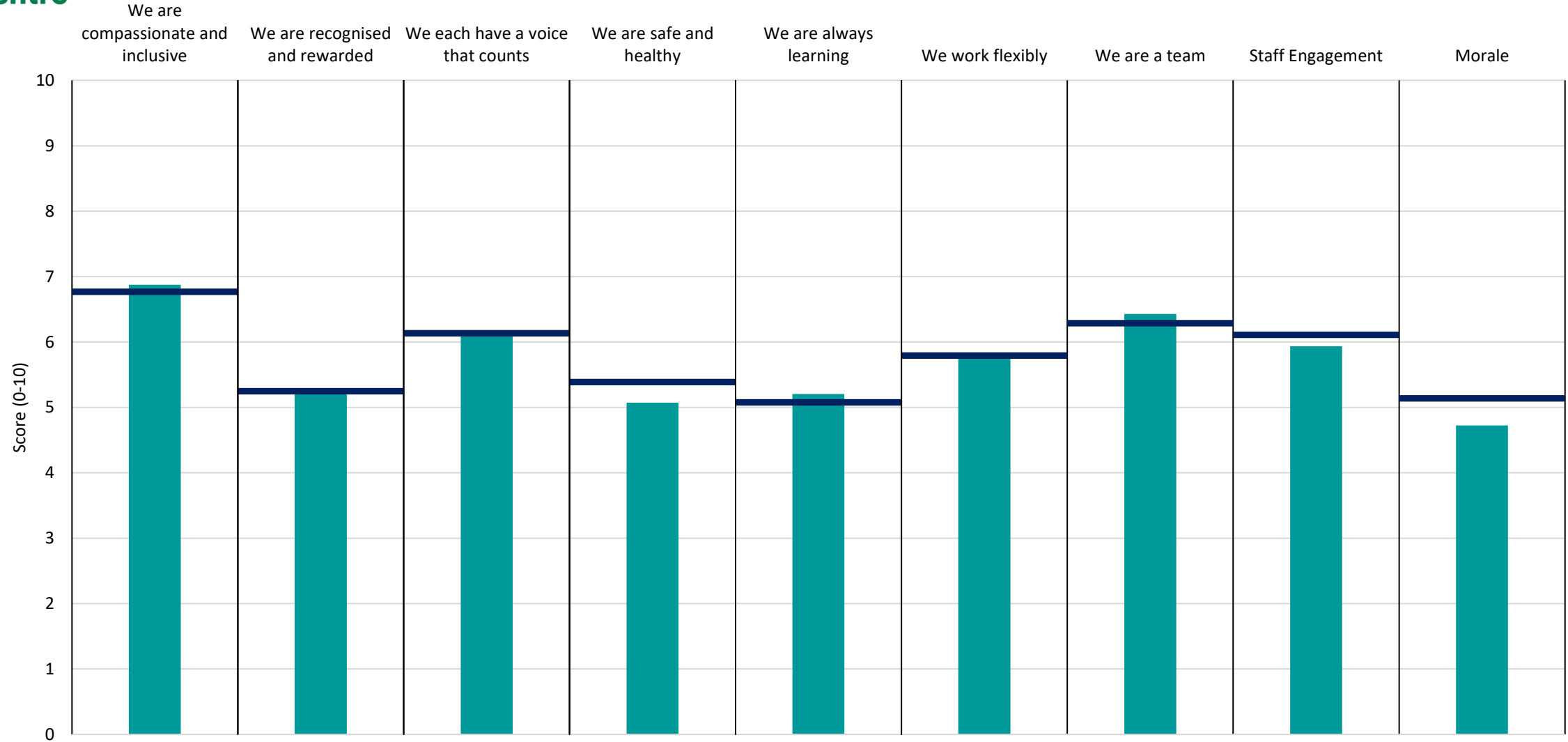
Breakdown	6.5	4.9	6.0	5.2	4.7	5.5	5.8	6.0	4.8
Your org	6.8	5.2	6.1	5.4	5.1	5.8	6.3	6.1	5.1
Responses	226	226	226	226	221	226	226	226	226



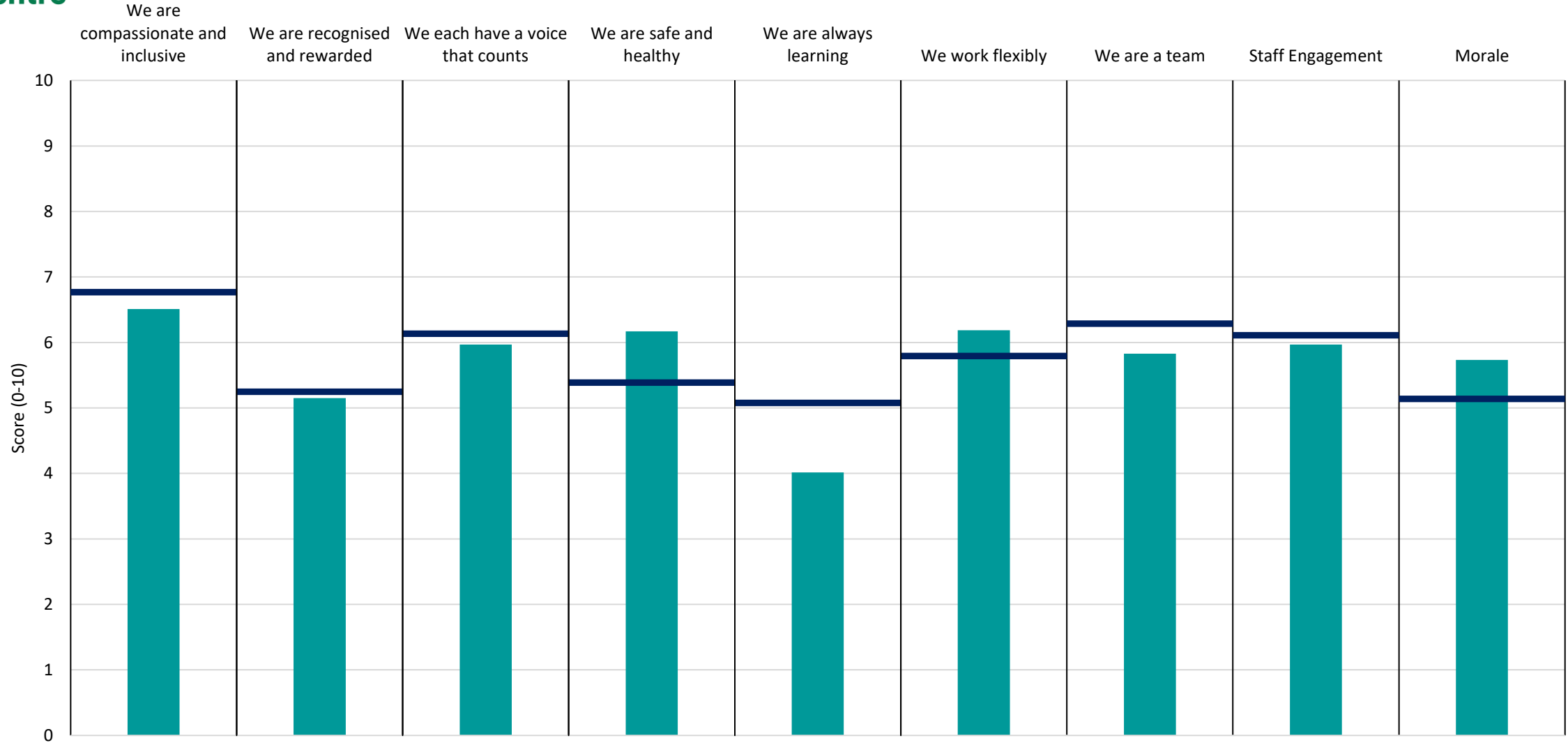
Breakdown	6.7	5.0	6.0	5.1	5.0	5.6	6.1	5.9	5.1
Your org	6.8	5.2	6.1	5.4	5.1	5.8	6.3	6.1	5.1
Responses	757	755	753	757	720	753	756	757	757



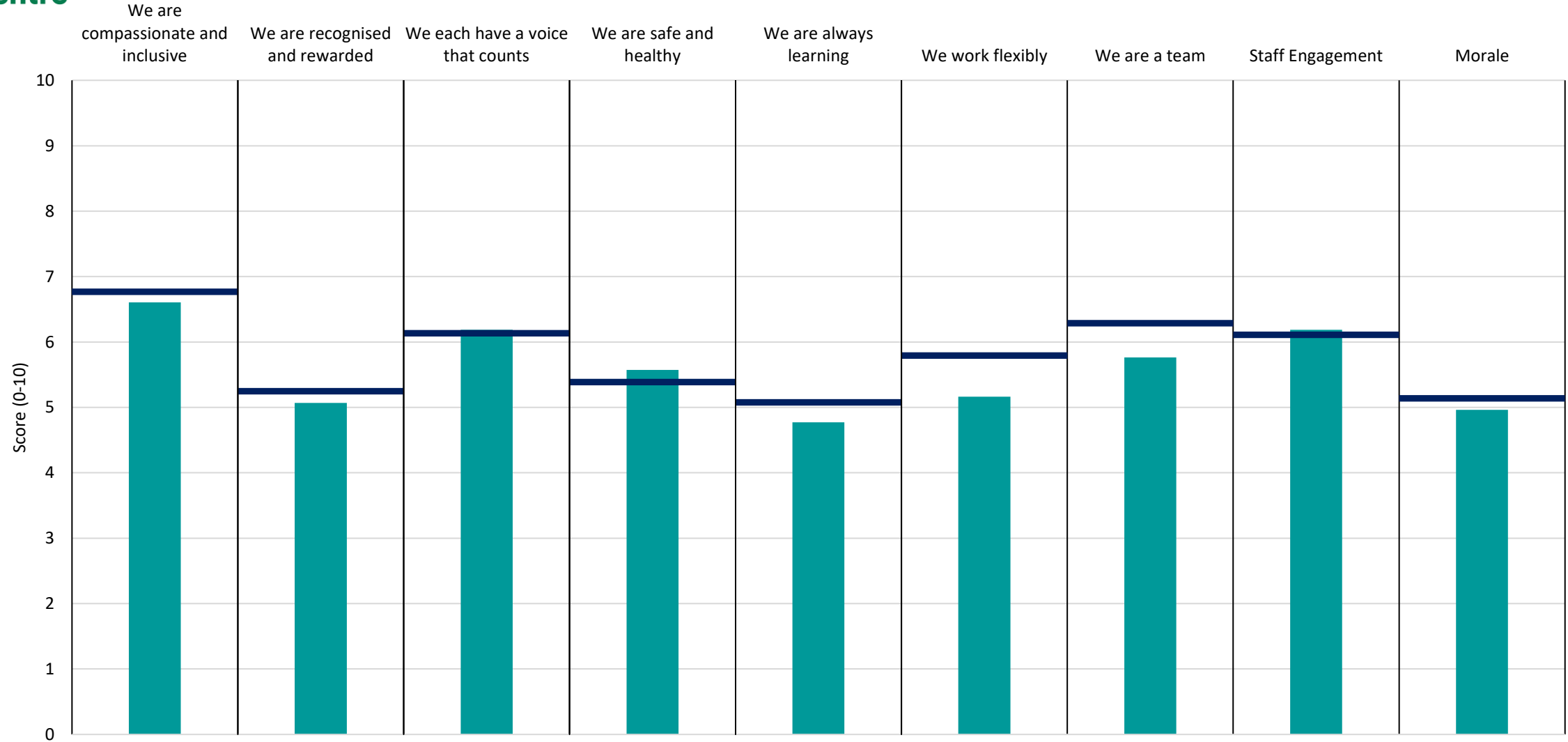
Breakdown	7.0	5.7	6.4	6.1	5.1	6.5	6.5	6.4	5.7
Your org	6.8	5.2	6.1	5.4	5.1	5.8	6.3	6.1	5.1
Responses	1230	1227	1217	1229	1178	1227	1229	1234	1234



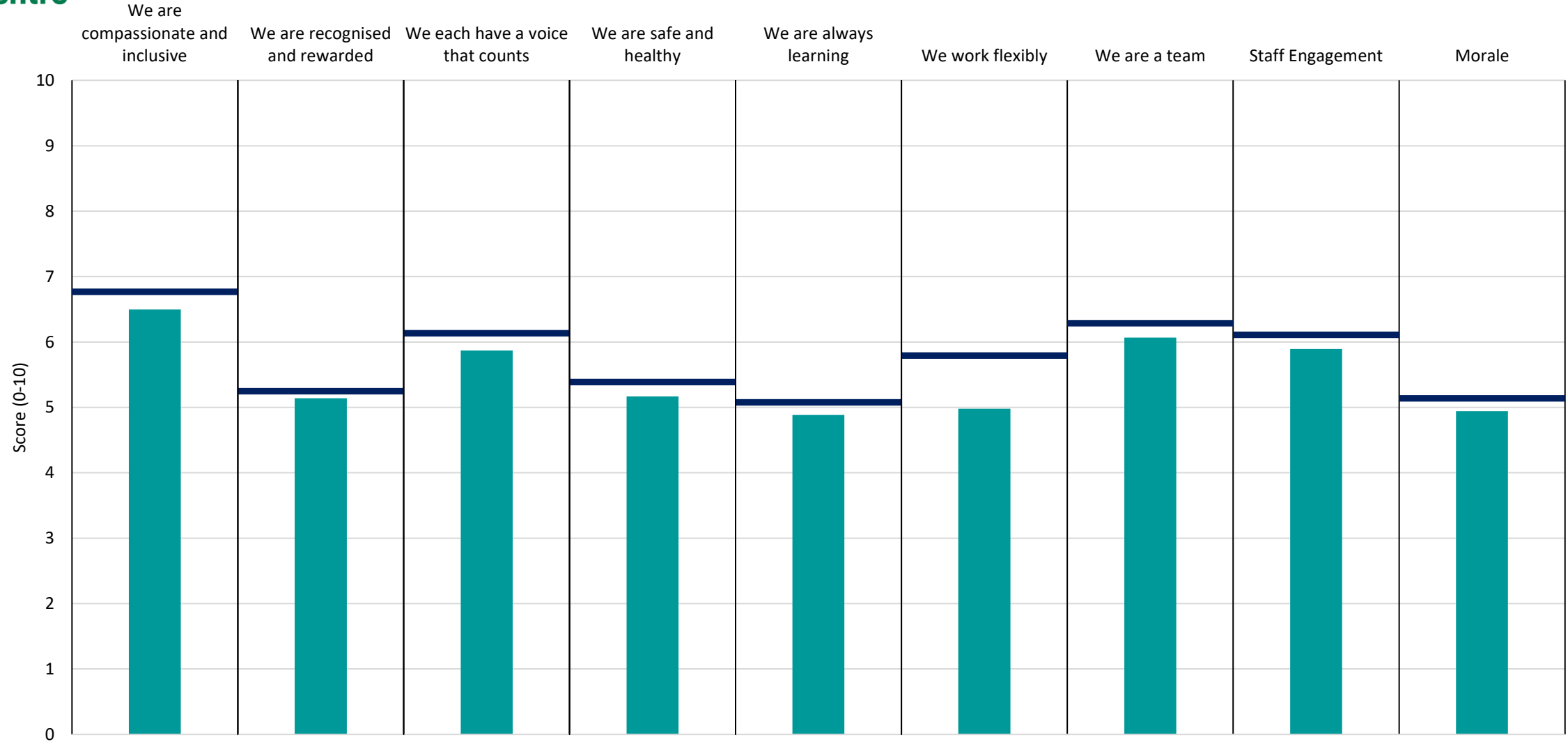
Breakdown	6.9	5.2	6.1	5.1	5.2	5.8	6.4	5.9	4.7
Your org	6.8	5.2	6.1	5.4	5.1	5.8	6.3	6.1	5.1
Responses	370	370	369	369	364	370	370	370	370



Breakdown	6.5	5.2	6.0	6.2	4.0	6.2	5.8	6.0	5.7
Your org	6.8	5.2	6.1	5.4	5.1	5.8	6.3	6.1	5.1
Responses	83	83	82	83	77	83	83	83	83

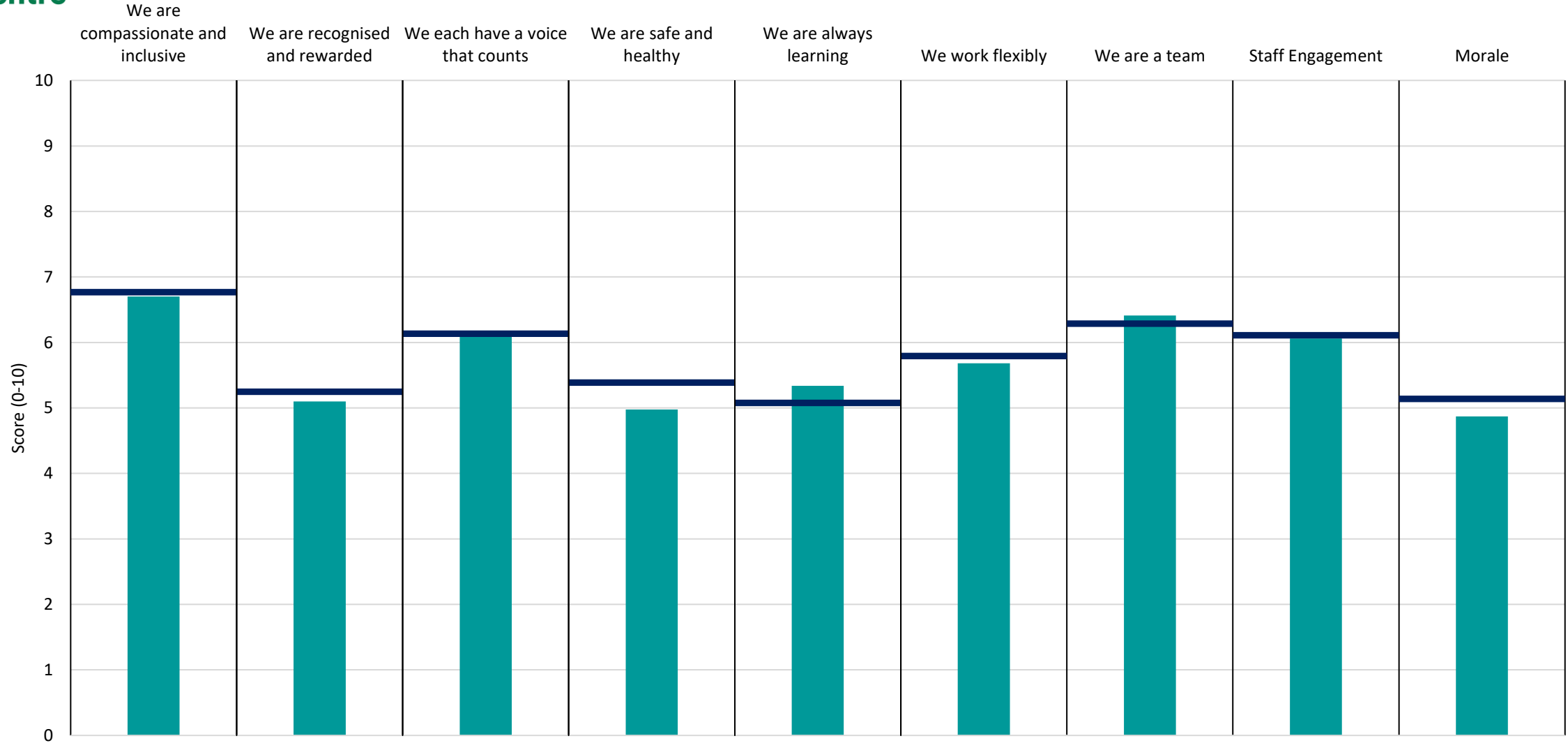


Breakdown	6.6	5.1	6.2	5.6	4.8	5.2	5.8	6.2	5.0
Your org	6.8	5.2	6.1	5.4	5.1	5.8	6.3	6.1	5.1
Responses	184	183	184	184	181	182	184	184	184



Breakdown	6.5	5.1	5.9	5.2	4.9	5.0	6.1	5.9	4.9
Your org	6.8	5.2	6.1	5.4	5.1	5.8	6.3	6.1	5.1
Responses	434	433	433	434	425	431	434	434	434

Nursing and Midwifery Registered



Breakdown	6.7	5.1	6.1	5.0	5.3	5.7	6.4	6.1	4.9
Your org	6.8	5.2	6.1	5.4	5.1	5.8	6.3	6.1	5.1
Responses	1290	1288	1286	1289	1257	1285	1289	1290	1290