



West London NHS Trust

2022 NHS Staff Survey

Breakdown report

Introduction	4
People Promise element and Theme results – Breakdowns 1	5
<u>Add Prof Scientific and Technic</u>	<u>6</u>
<u>Additional Clinical Services</u>	<u>7</u>
<u>Administrative and Clerical</u>	<u>8</u>
<u>Allied Health Professionals</u>	<u>9</u>
<u>Estates and Ancillary</u>	<u>10</u>
<u>Medical and Dental</u>	<u>11</u>
<u>Nursing and Midwifery Registered</u>	<u>12</u>
<u>Students</u>	<u>13</u>

<u>Capital Planning & Development CSU</u>	15
<u>Corporate Services CSU</u>	16
<u>Estates & Facilities CSU</u>	17
<u>Forensic CSU</u>	18
<u>High Secure Services CSU</u>	19
<u>Specialist and Local Services CSU</u>	20

This directorate report for West London NHS Trust contains results by breakdown for People Promise element and theme results from the 2022 NHS Staff Survey. These results are compared to the unweighted average for your organisation.

Please note: It is possible that there are differences between the ‘Your org’ scores reported in this directorate report and those in the benchmark report. This is because the results in the benchmark report are weighted to allow for fair comparisons between organisations of a similar type. However, in this report comparisons are made within your organisation so the unweighted organisation result is a more appropriate point of comparison.

The breakdowns used in this report were provided and defined by West London NHS Trust. Details of how the People Promise element and theme scores were calculated are included in the Technical Document, available to download from our results website.

Key features

Breakdown type and **breakdown name** are specified in the header.

Breakdown results are presented in the context of the (unweighted) **organisation average ('Your org')**, so it is easy to tell if a directorate is performing better or worse than the organisation average. For all People Promise element and theme results, a higher score is a better result than a lower score

The **number of responses** feeding into each measures and sub-scores for the **given breakdown** is specified below the table containing the directorate and trust scores.

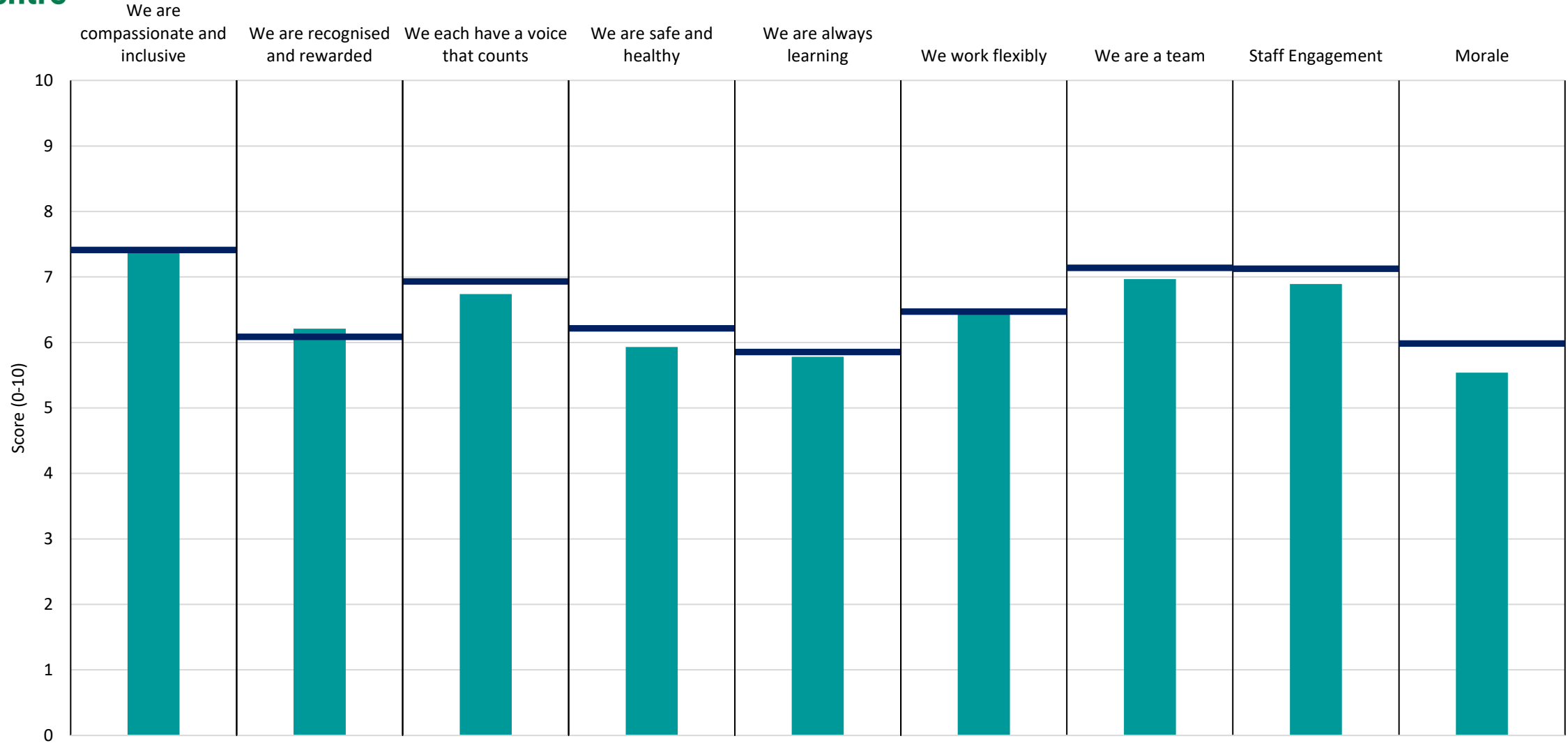


! Note: when there are less than 11 responses in a group, results are suppressed to protect staff confidentiality, for some organisations this could mean that all breakdown results are suppressed.

Breakdowns 1

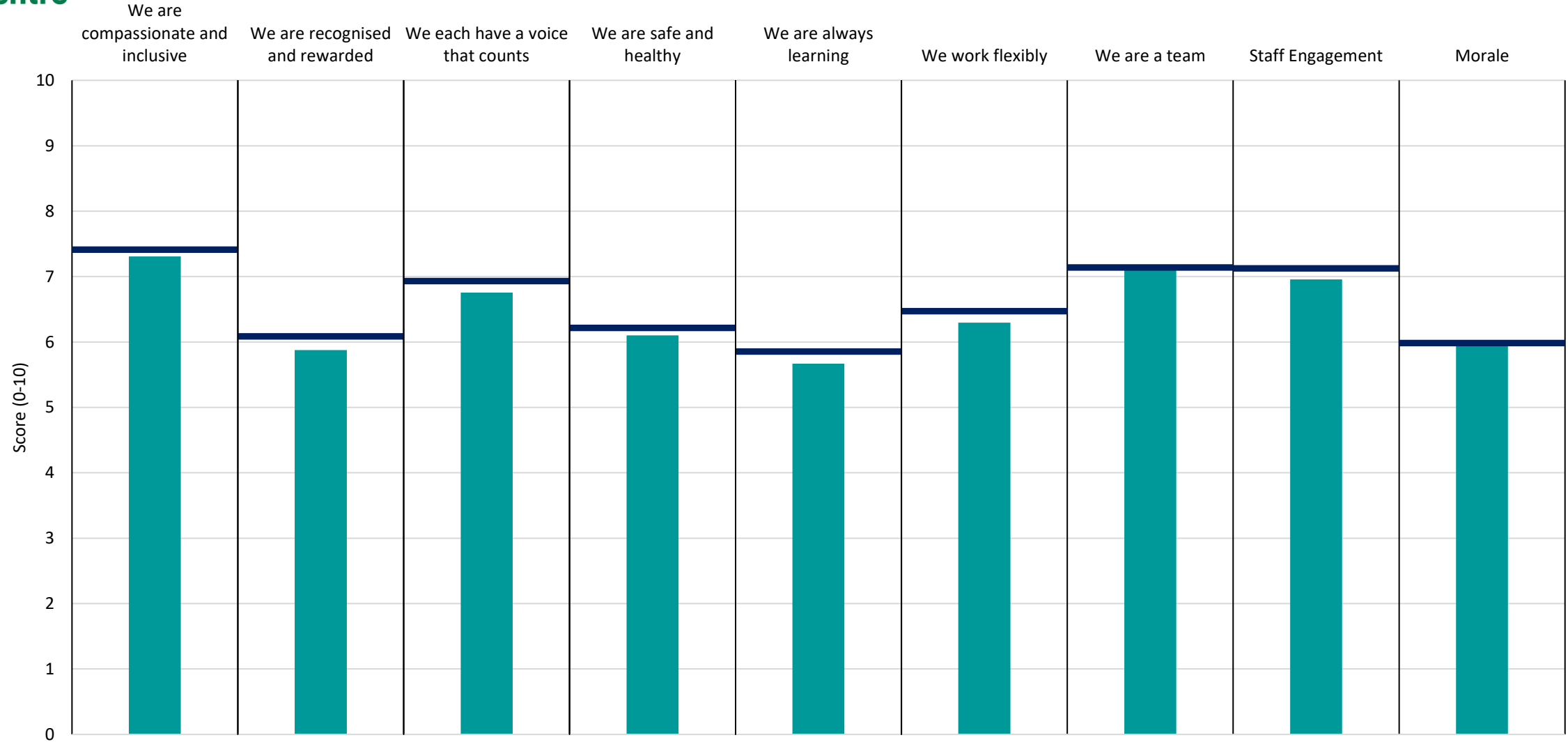
West London NHS Trust
2022 NHS Staff Survey

Add Prof Scientific and Technic

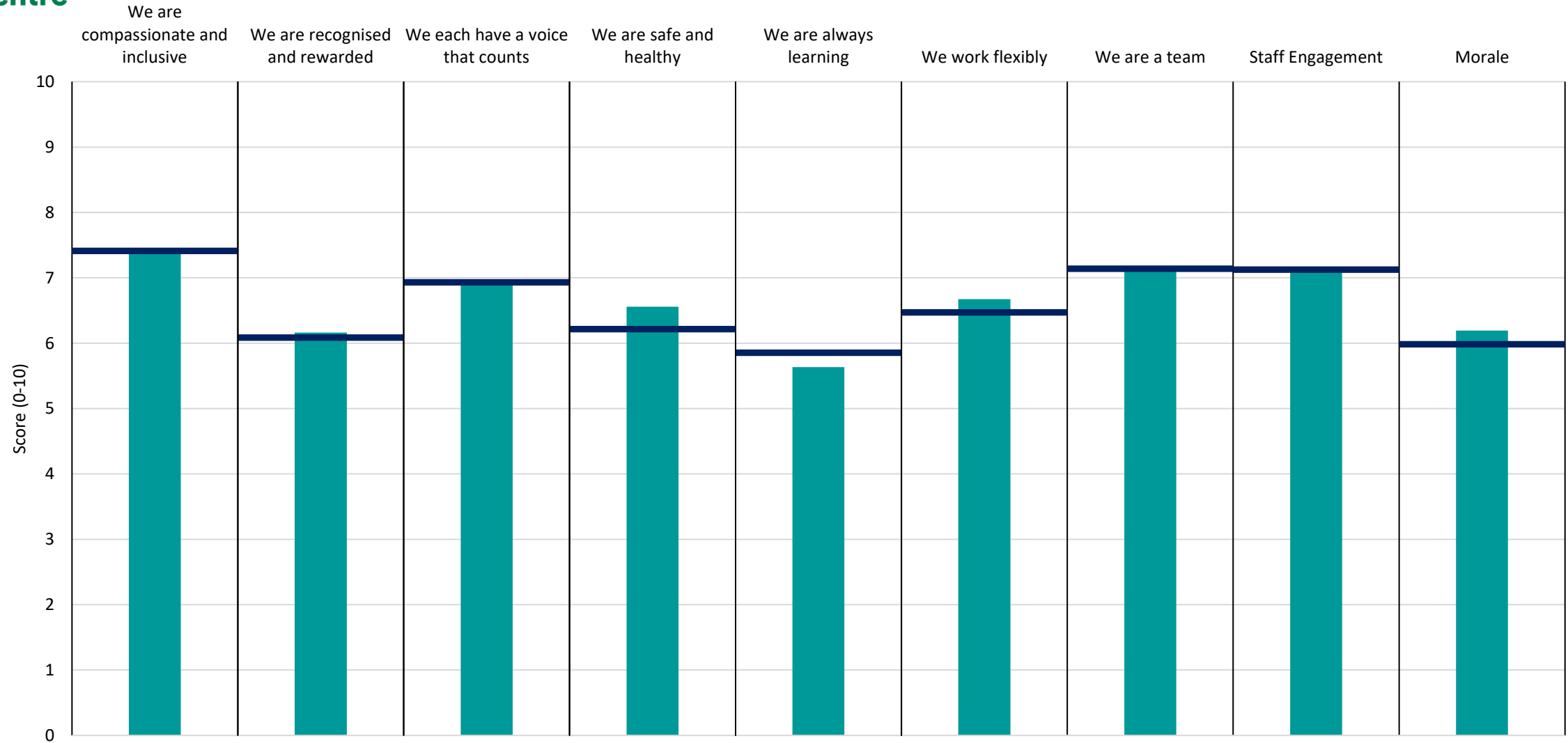


Breakdown	7.4	6.2	6.7	5.9	5.8	6.5	7.0	6.9	5.5
Your org	7.4	6.1	6.9	6.2	5.9	6.5	7.1	7.1	6.0
Responses	298	297	296	298	275	297	298	298	298

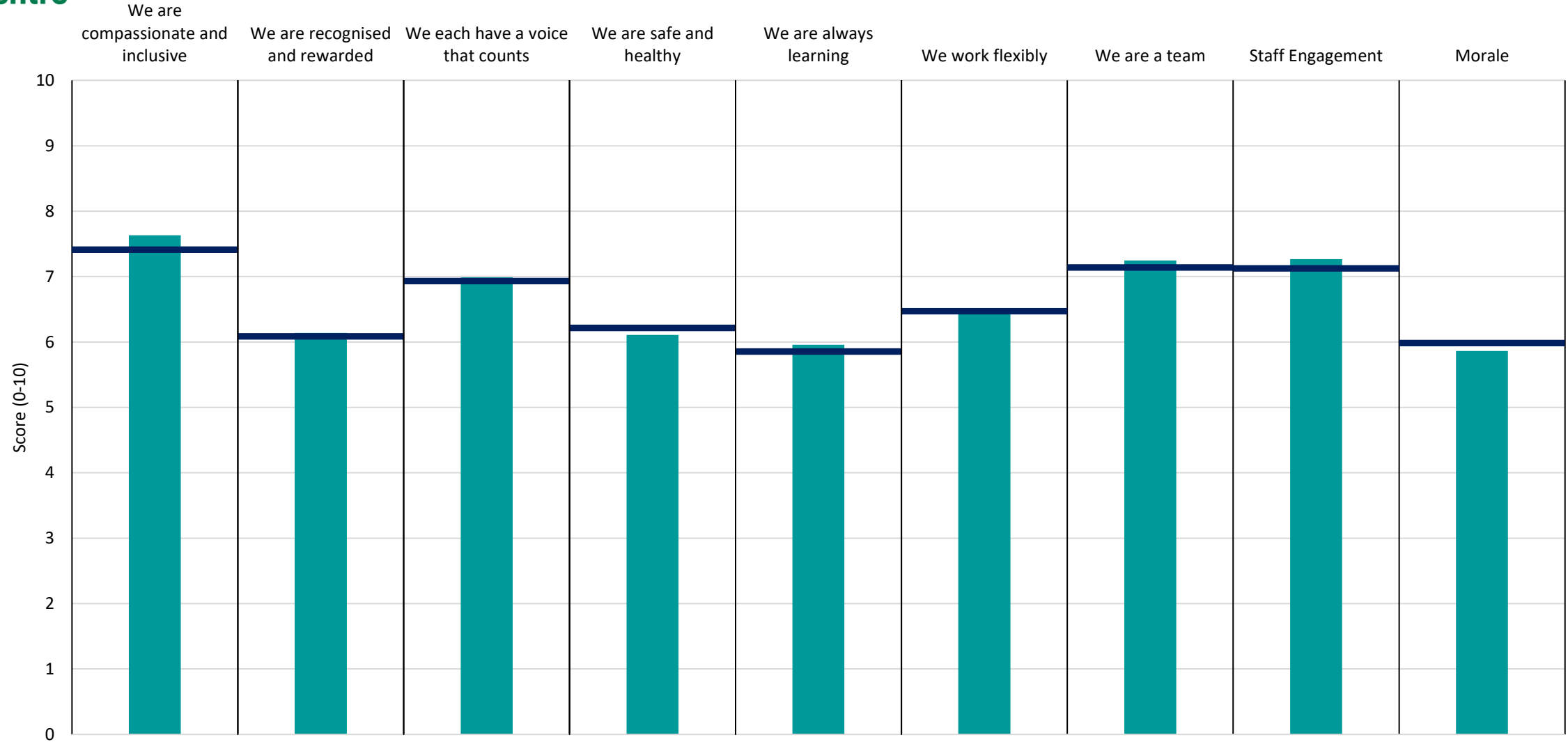
Additional Clinical Services



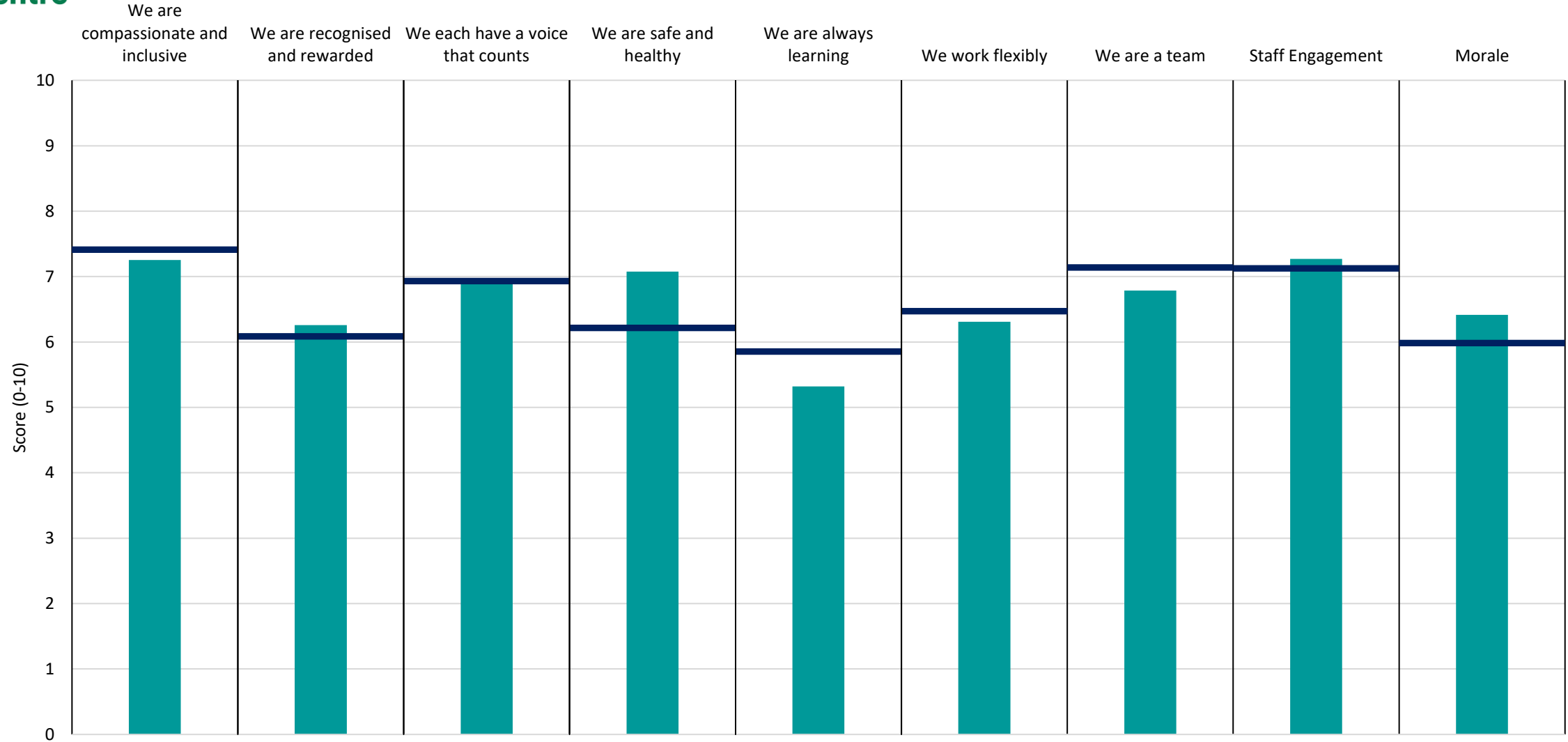
Breakdown	7.3	5.9	6.8	6.1	5.7	6.3	7.1	7.0	6.0
Your org	7.4	6.1	6.9	6.2	5.9	6.5	7.1	7.1	6.0
Responses	623	622	620	616	512	617	624	626	626



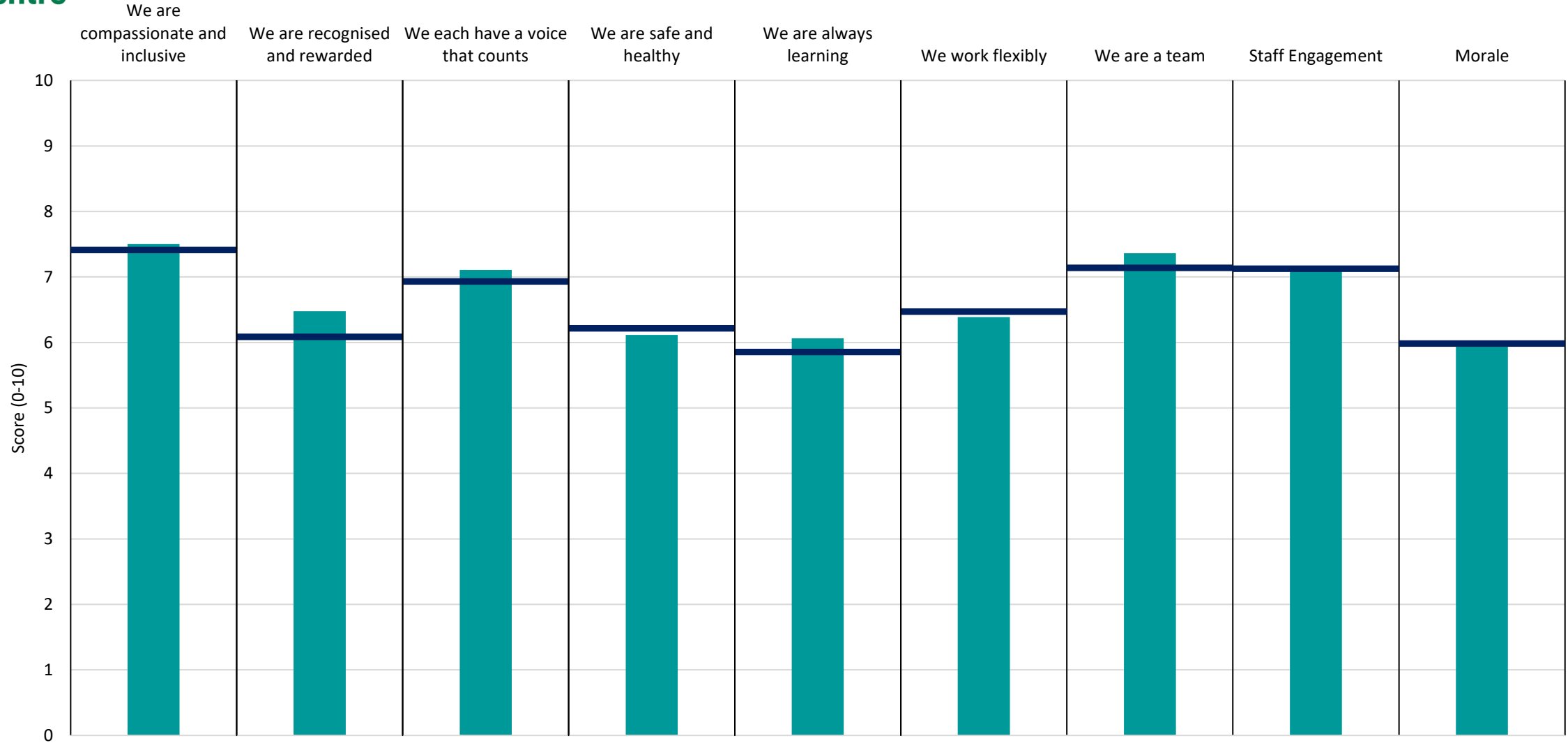
Breakdown	7.4	6.2	7.0	6.6	5.6	6.7	7.1	7.2	6.2
Your org	7.4	6.1	6.9	6.2	5.9	6.5	7.1	7.1	6.0
Responses	555	554	549	549	510	552	553	555	555



Breakdown	7.6	6.1	7.0	6.1	6.0	6.5	7.2	7.3	5.9
Your org	7.4	6.1	6.9	6.2	5.9	6.5	7.1	7.1	6.0
Responses	142	141	142	142	128	141	142	142	142

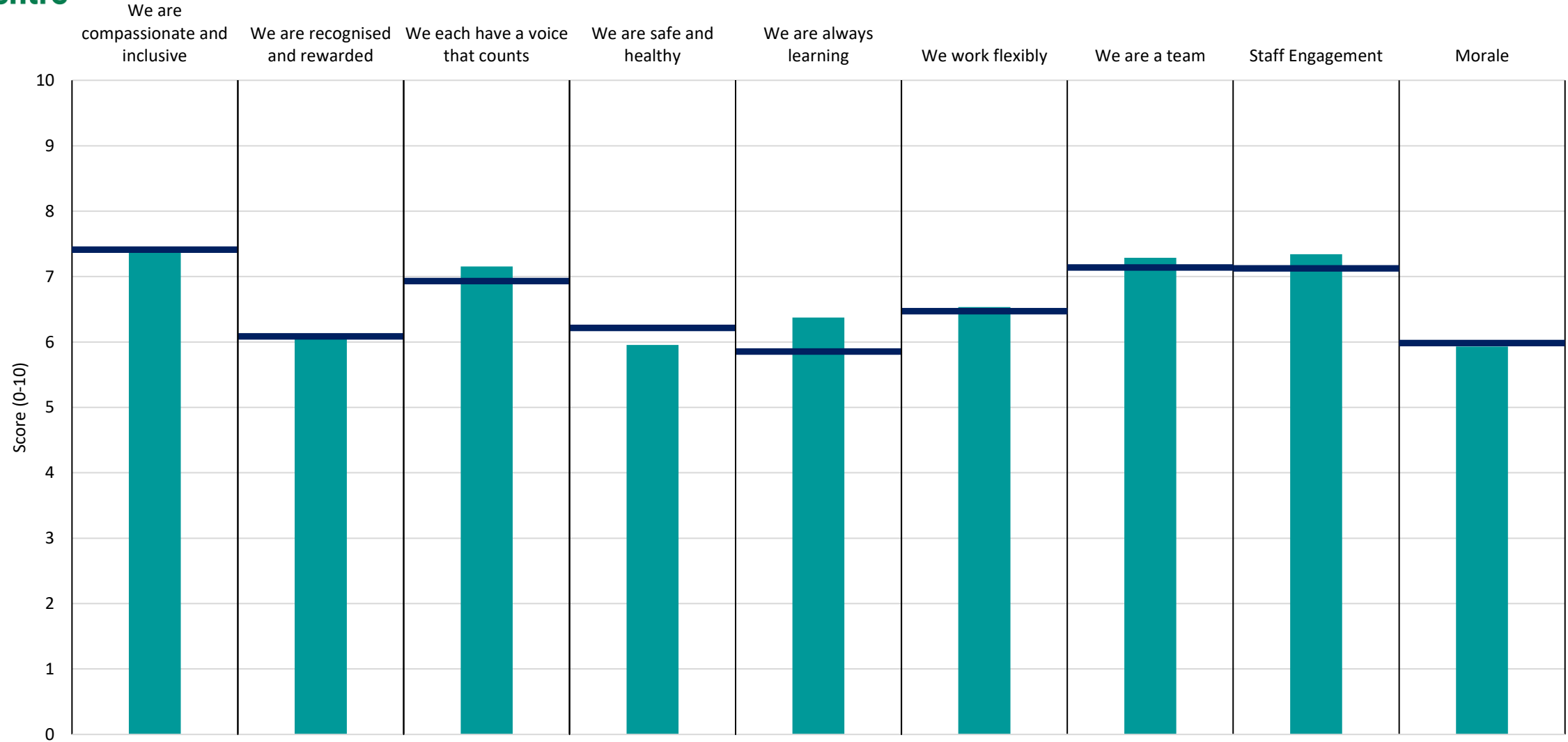


Breakdown	7.3	6.3	6.9	7.1	5.3	6.3	6.8	7.3	6.4
Your org	7.4	6.1	6.9	6.2	5.9	6.5	7.1	7.1	6.0
Responses	169	168	159	164	141	165	169	167	170

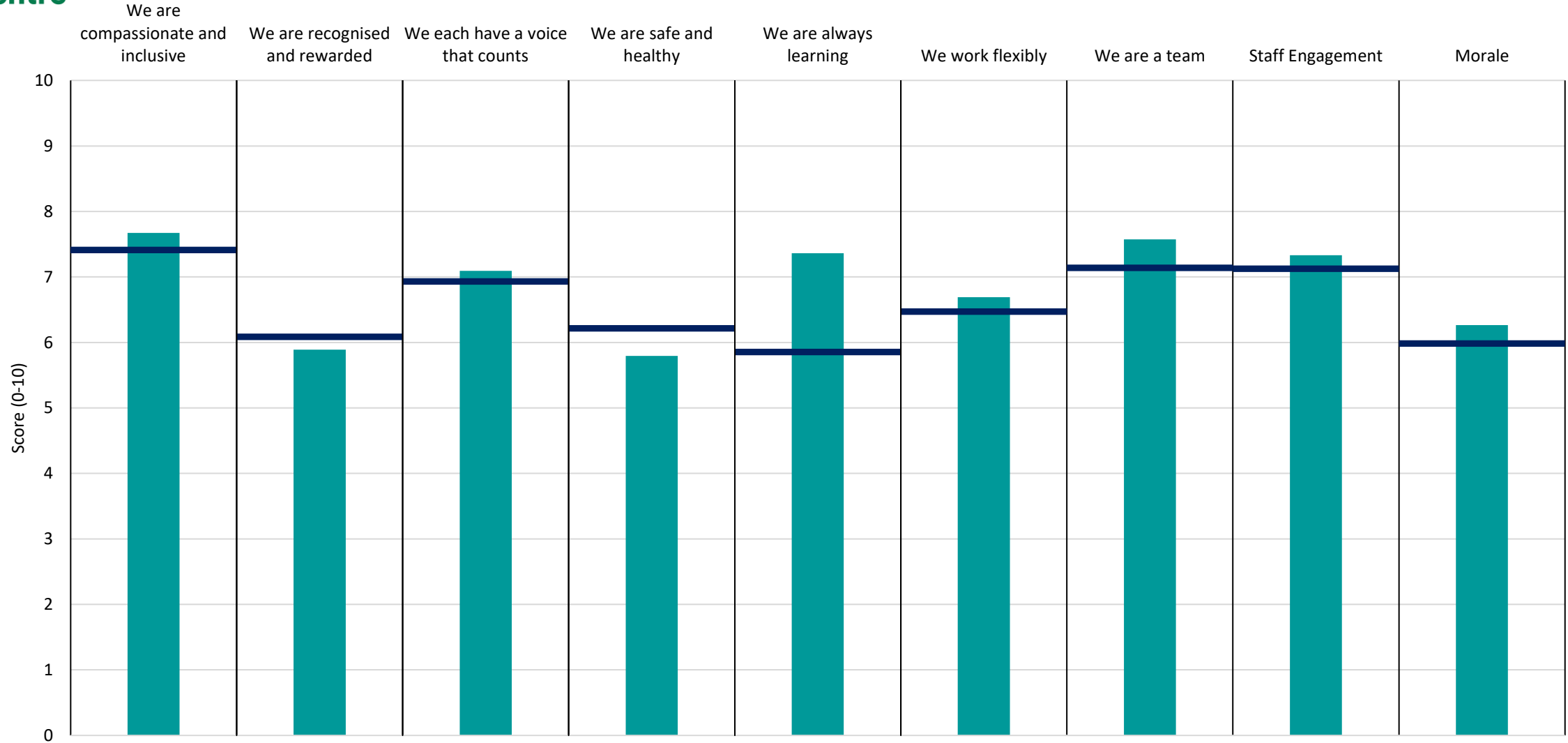


Breakdown	7.5	6.5	7.1	6.1	6.1	6.4	7.4	7.1	6.0
Your org	7.4	6.1	6.9	6.2	5.9	6.5	7.1	7.1	6.0
Responses	116	115	115	116	109	114	116	116	116

Nursing and Midwifery Registered



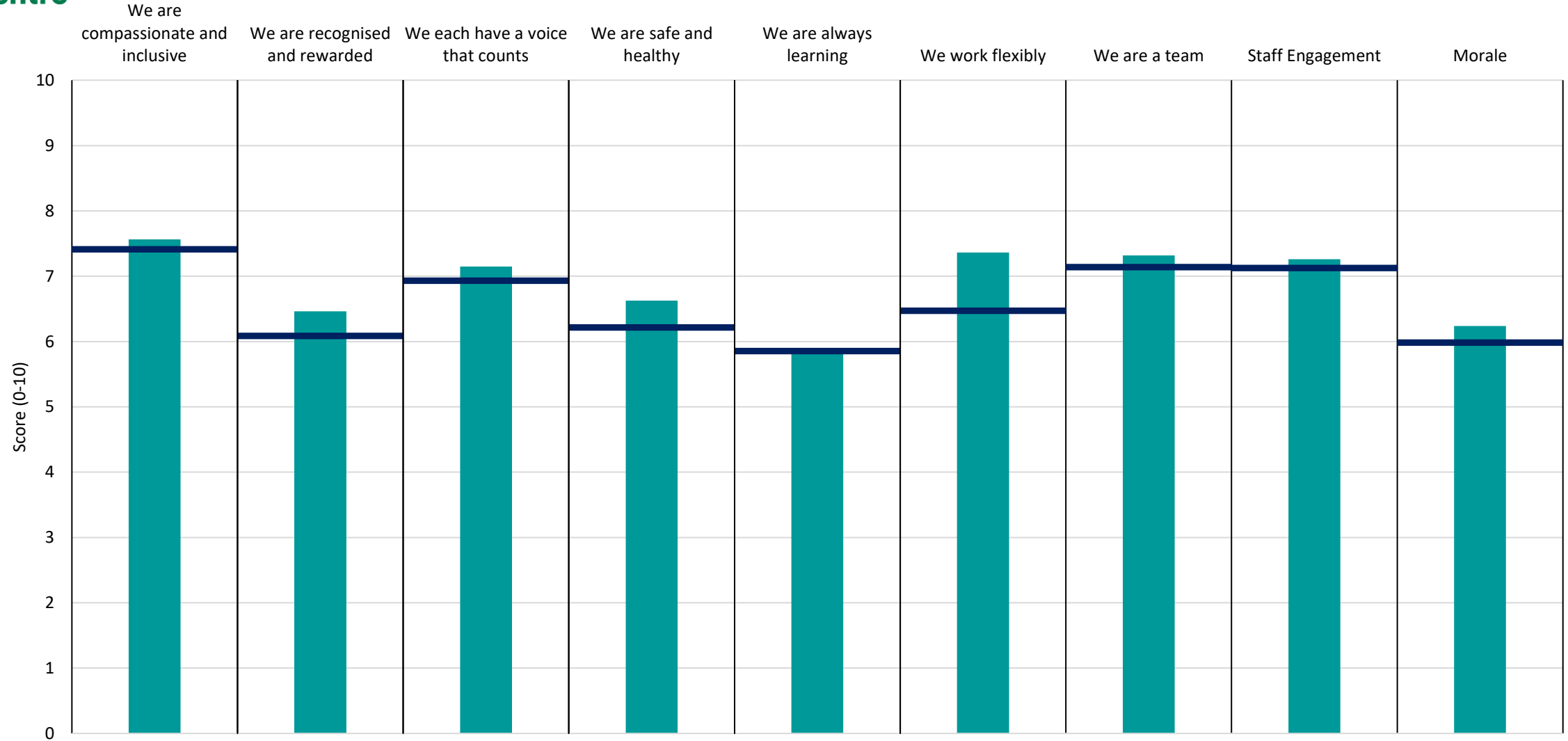
Breakdown	7.5	6.0	7.2	6.0	6.4	6.5	7.3	7.3	5.9
Your org	7.4	6.1	6.9	6.2	5.9	6.5	7.1	7.1	6.0
Responses	537	535	535	535	467	531	535	537	537



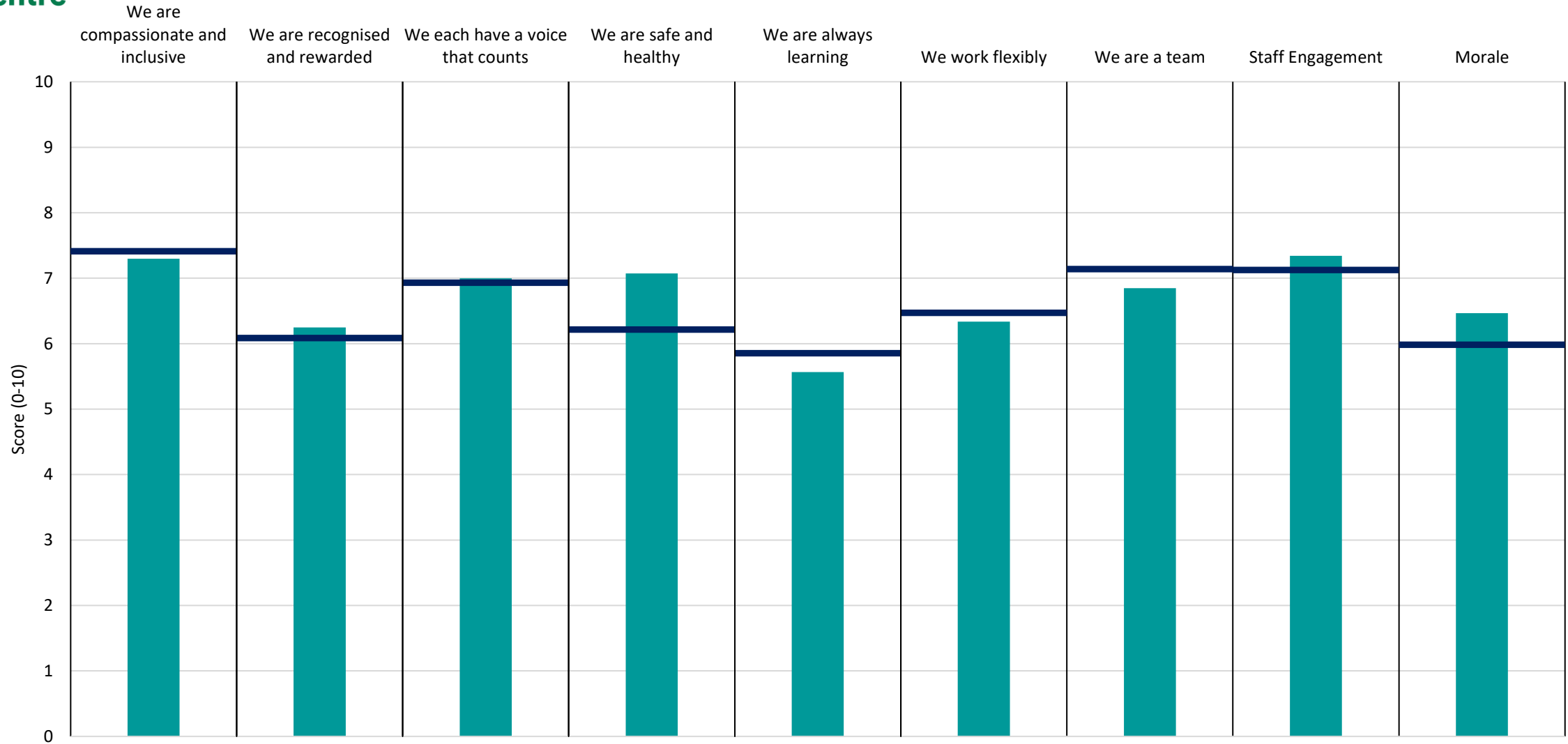
Breakdown	7.7	5.9	7.1	5.8	7.4	6.7	7.6	7.3	6.3
Your org	7.4	6.1	6.9	6.2	5.9	6.5	7.1	7.1	6.0
Responses	18	18	18	18	15	18	18	18	18

Breakdowns 2

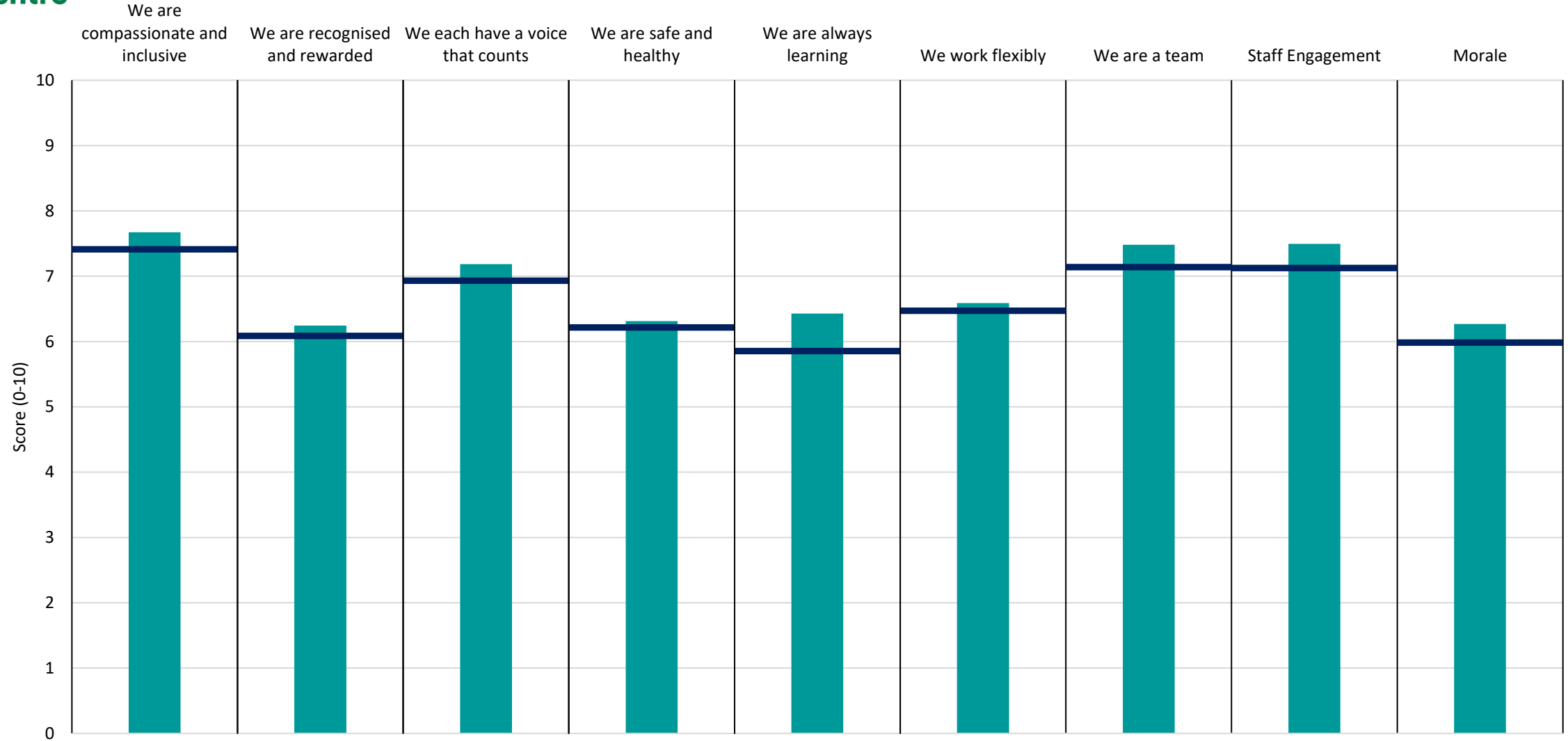
West London NHS Trust
2022 NHS Staff Survey



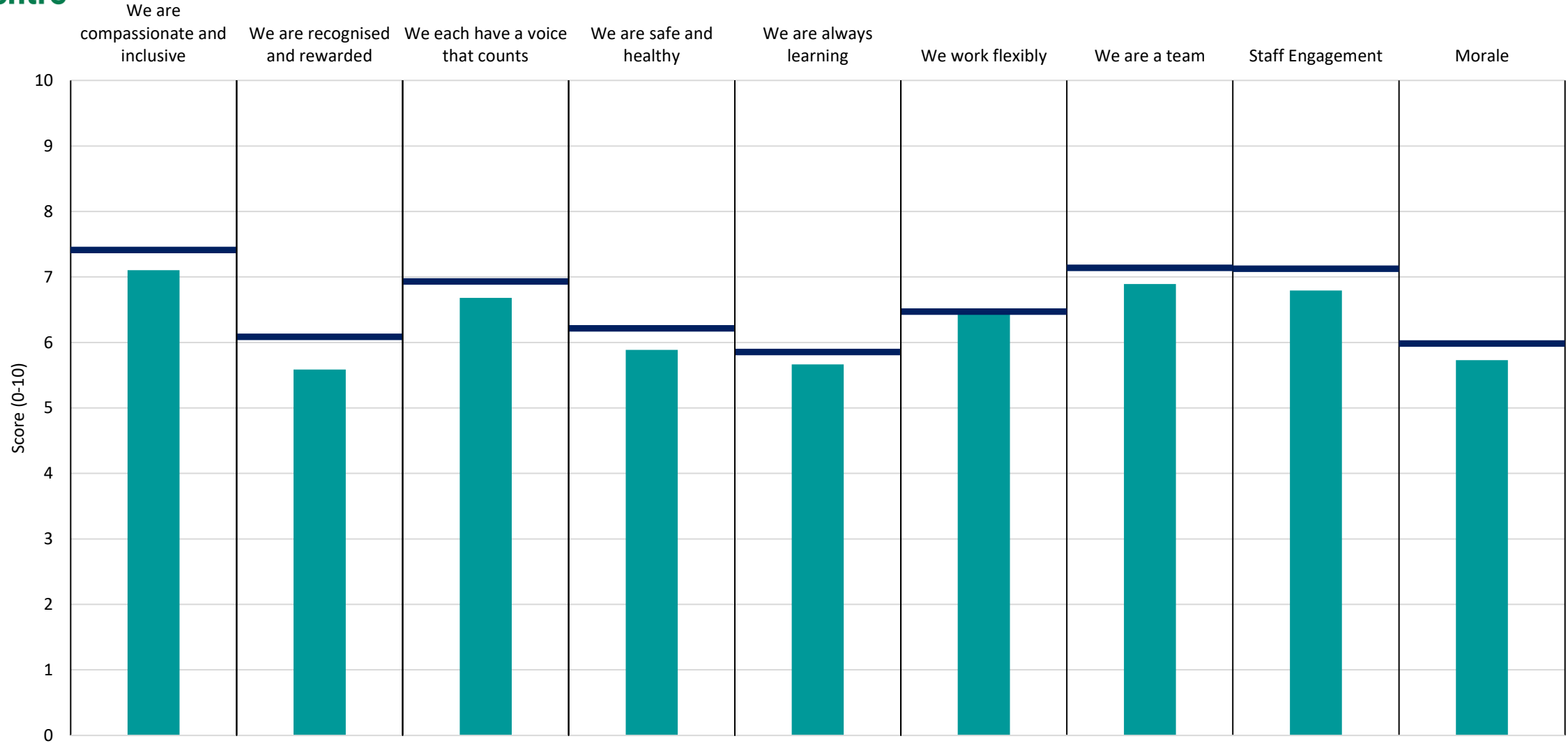
Breakdown	7.6	6.5	7.1	6.6	5.9	7.4	7.3	7.3	6.2
Your org	7.4	6.1	6.9	6.2	5.9	6.5	7.1	7.1	6.0
Responses	257	257	255	255	235	257	256	257	257



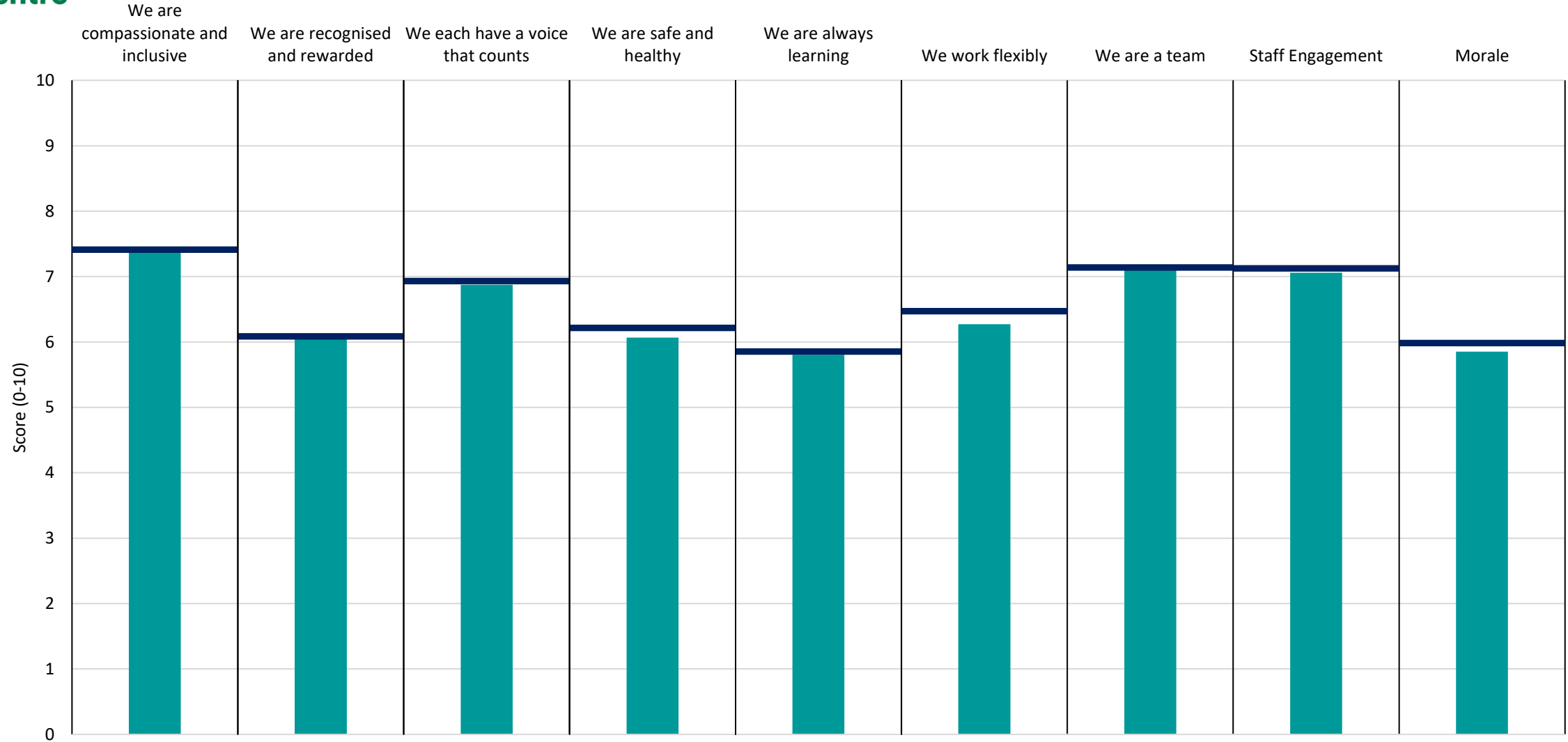
Breakdown	7.3	6.2	7.0	7.1	5.6	6.3	6.8	7.3	6.5
Your org	7.4	6.1	6.9	6.2	5.9	6.5	7.1	7.1	6.0
Responses	184	183	175	178	156	180	185	182	185



Breakdown	7.7	6.2	7.2	6.3	6.4	6.6	7.5	7.5	6.3
Your org	7.4	6.1	6.9	6.2	5.9	6.5	7.1	7.1	6.0
Responses	352	349	351	348	287	346	351	353	353



Breakdown	7.1	5.6	6.7	5.9	5.7	6.4	6.9	6.8	5.7
Your org	7.4	6.1	6.9	6.2	5.9	6.5	7.1	7.1	6.0
Responses	361	362	359	360	318	360	361	363	363



Breakdown	7.4	6.1	6.9	6.1	5.8	6.3	7.1	7.1	5.9
Your org	7.4	6.1	6.9	6.2	5.9	6.5	7.1	7.1	6.0
Responses	1286	1281	1276	1279	1143	1274	1284	1286	1286