



East Cheshire NHS Trust

2022 NHS Staff Survey

Breakdown report

Introduction	4
People Promise element and Theme results – Breakdowns 1	5
<u>Acute & Integrated Community Care</u>	<u>6</u>
<u>Chief Exec, Operation, Corporate Affairs and Governance</u>	<u>7</u>
<u>Facilities</u>	<u>8</u>
<u>Finance</u>	<u>9</u>
<u>Human Resources</u>	<u>10</u>
<u>Nursing and Quality</u>	<u>11</u>
<u>Planned Care & Allied Health</u>	<u>12</u>
<u>Transformation & Partnership</u>	<u>13</u>

<u>Add Prof Scientific and Technic</u>	15
<u>Additional Clinical Services</u>	16
<u>Administrative and Clerical</u>	17
<u>Allied Health Professionals</u>	18
<u>Estates and Ancillary</u>	19
<u>Healthcare Scientists</u>	20
<u>Medical and Dental</u>	21
<u>Nursing and Midwifery Registered</u>	22

This directorate report for East Cheshire NHS Trust contains results by breakdown for People Promise element and theme results from the 2022 NHS Staff Survey. These results are compared to the unweighted average for your organisation.

Please note: It is possible that there are differences between the ‘Your org’ scores reported in this directorate report and those in the benchmark report. This is because the results in the benchmark report are weighted to allow for fair comparisons between organisations of a similar type. However, in this report comparisons are made within your organisation so the unweighted organisation result is a more appropriate point of comparison.

The breakdowns used in this report were provided and defined by East Cheshire NHS Trust. Details of how the People Promise element and theme scores were calculated are included in the Technical Document, available to download from our results website.

Key features

Breakdown type and **breakdown name** are specified in the header.

Breakdown results are presented in the context of the (unweighted) **organisation average ('Your org')**, so it is easy to tell if a directorate is performing better or worse than the organisation average. For all People Promise element and theme results, a higher score is a better result than a lower score

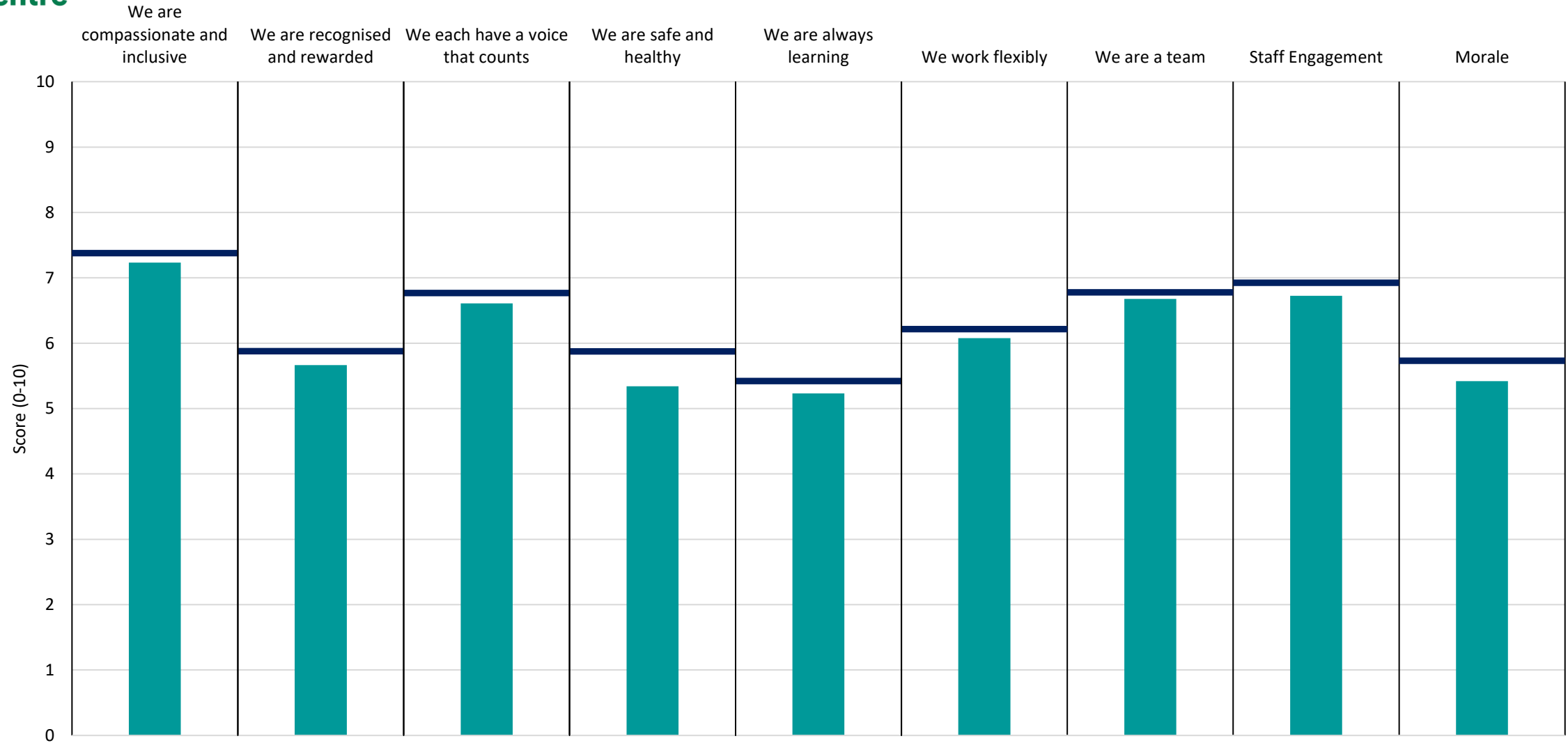
The **number of responses** feeding into each measures and sub-scores for the **given breakdown** is specified below the table containing the directorate and trust scores.



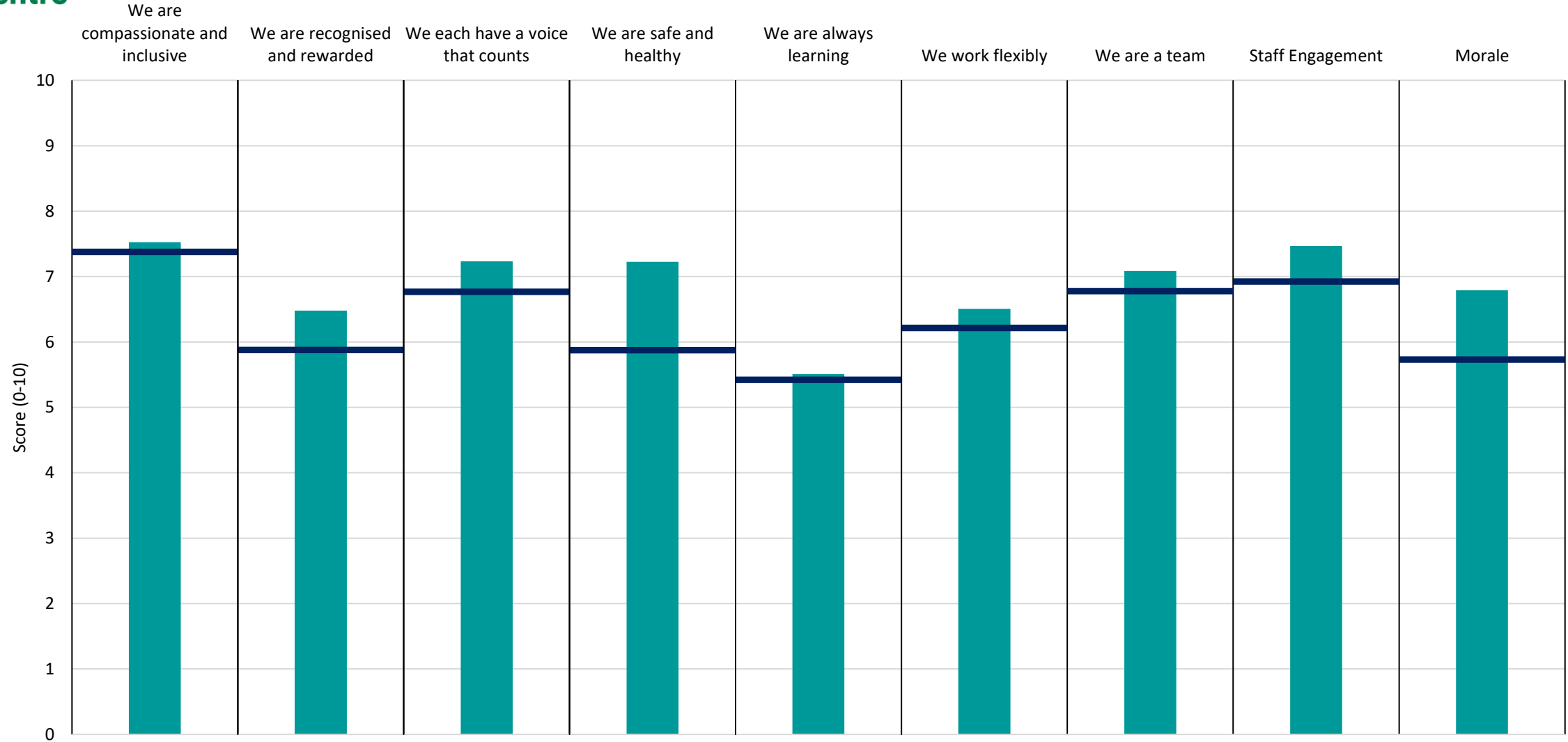
! Note: when there are less than 11 responses in a group, results are suppressed to protect staff confidentiality, for some organisations this could mean that all breakdown results are suppressed.

Breakdowns 1

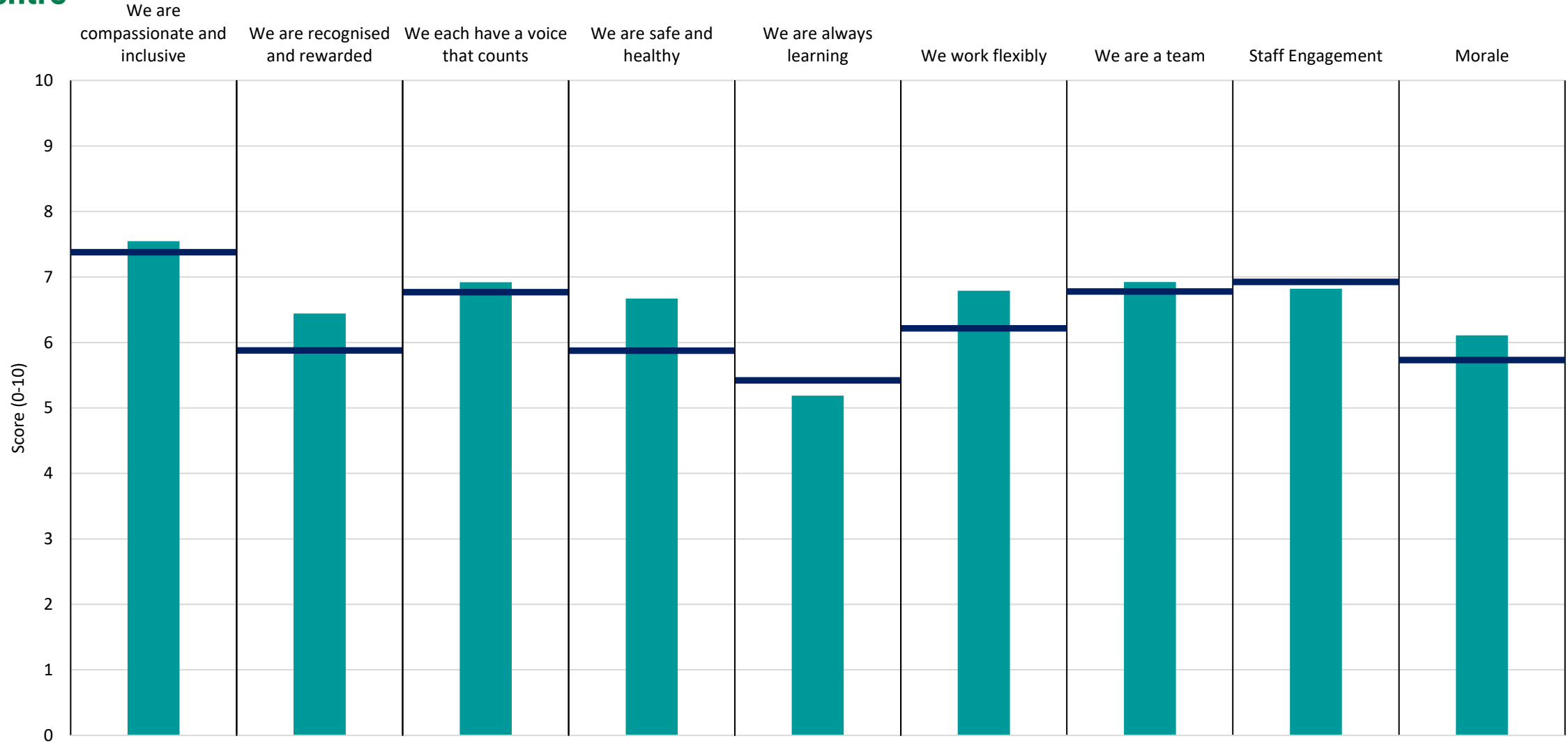
East Cheshire NHS Trust
2022 NHS Staff Survey



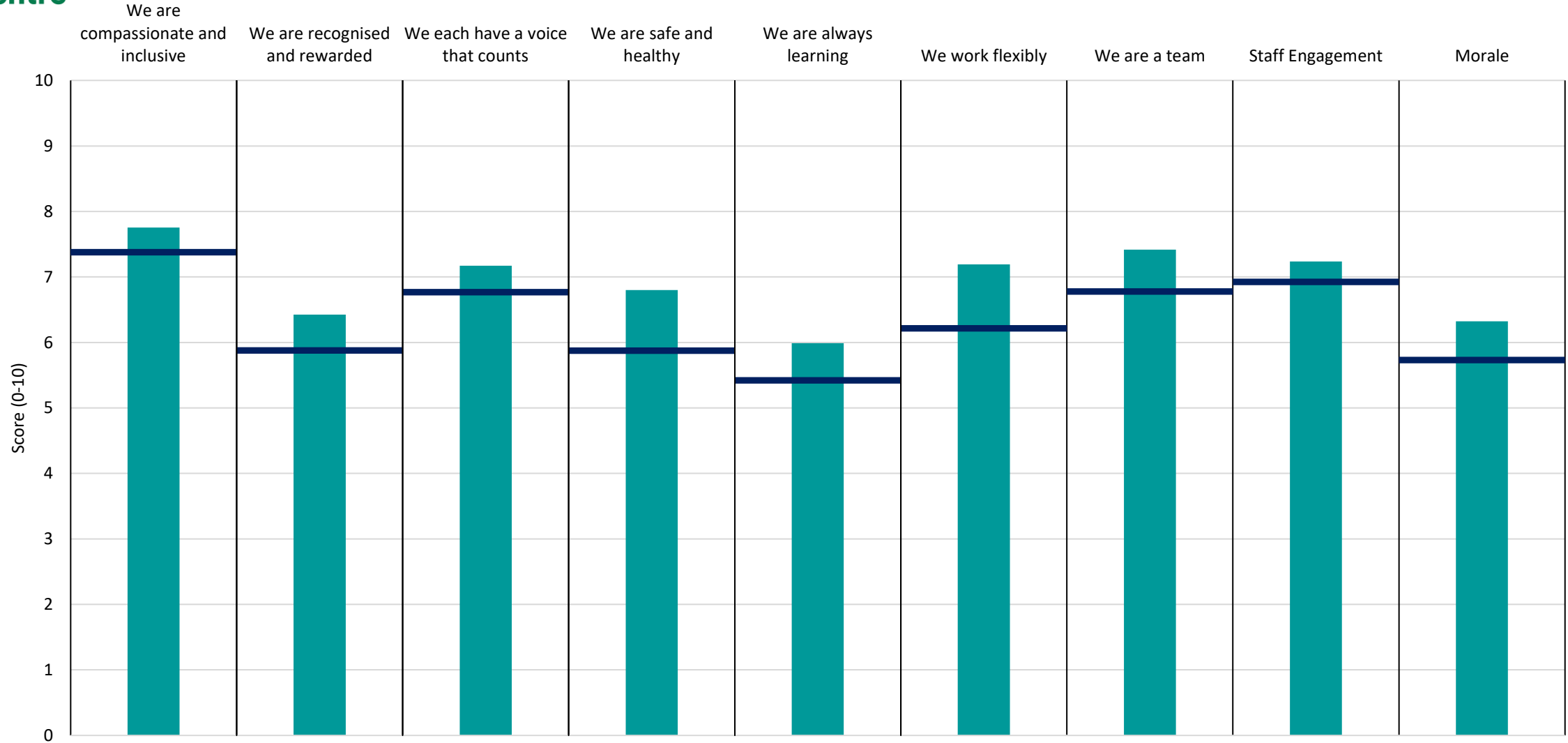
Breakdown	7.2	5.7	6.6	5.3	5.2	6.1	6.7	6.7	5.4
Your org	7.4	5.9	6.8	5.9	5.4	6.2	6.8	6.9	5.7
Responses	344	343	344	343	323	340	343	345	344



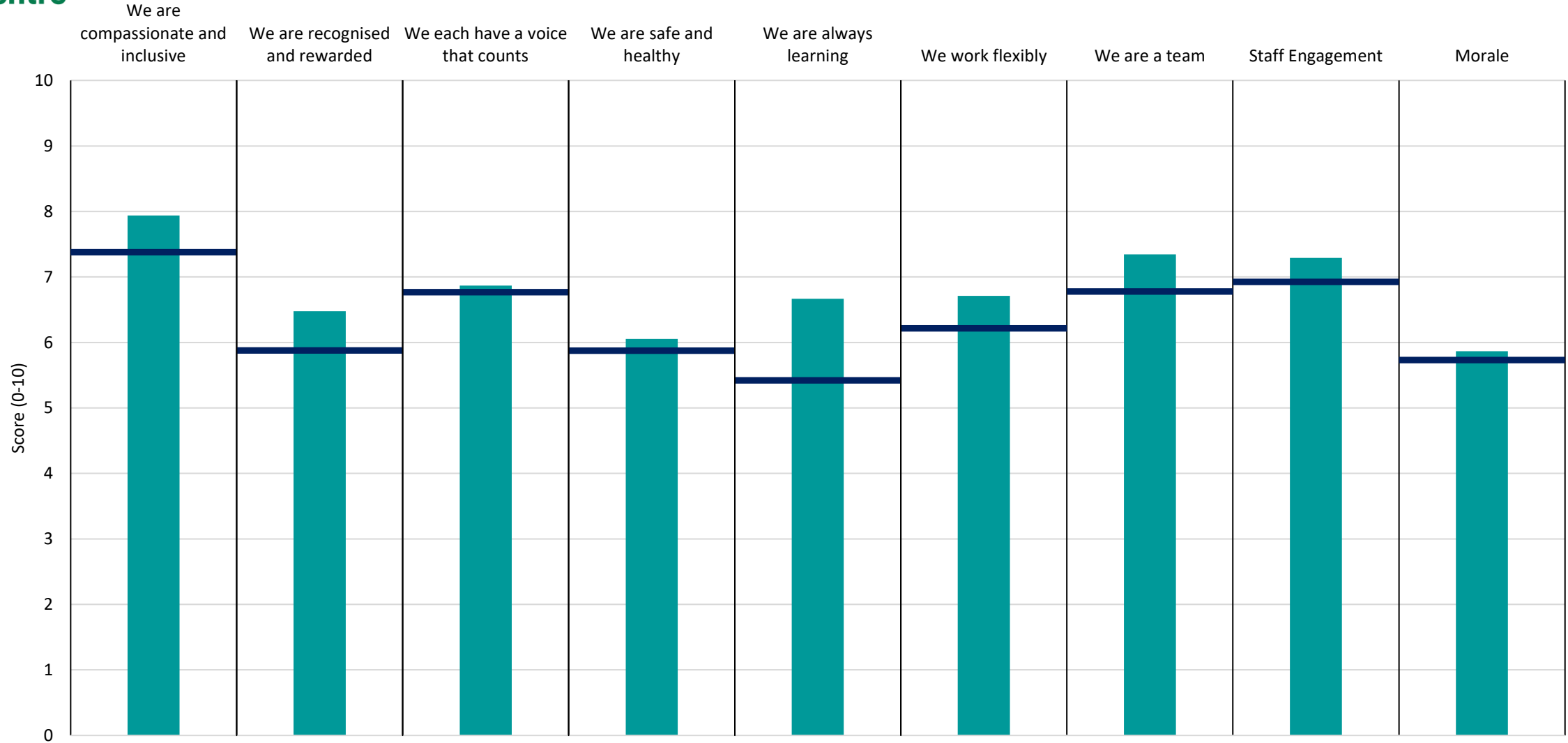
Breakdown	7.5	6.5	7.2	7.2	5.5	6.5	7.1	7.5	6.8
Your org	7.4	5.9	6.8	5.9	5.4	6.2	6.8	6.9	5.7
Responses	26	26	26	26	26	26	25	26	26



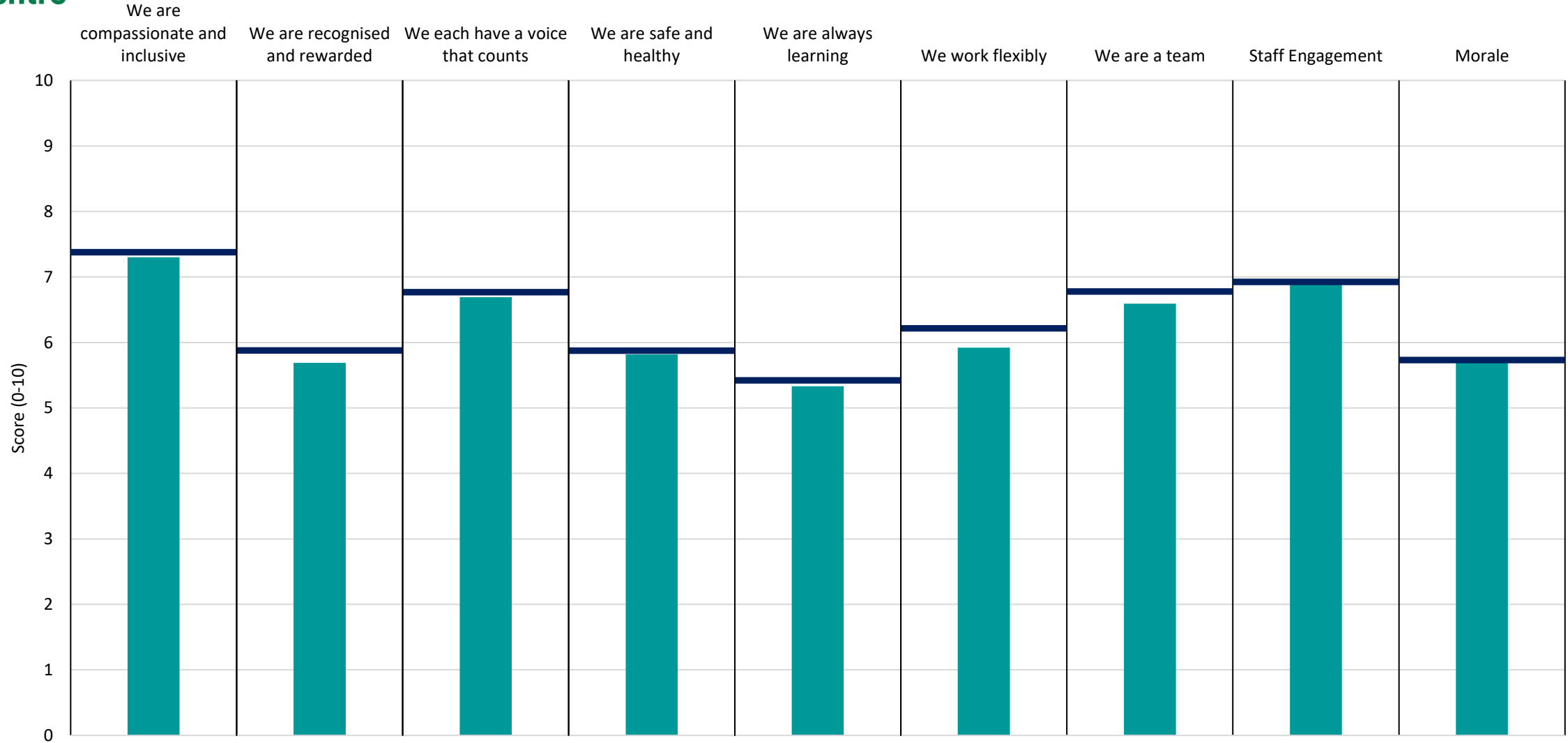
Breakdown	7.5	6.4	6.9	6.7	5.2	6.8	6.9	6.8	6.1
Your org	7.4	5.9	6.8	5.9	5.4	6.2	6.8	6.9	5.7
Responses	52	52	52	52	48	52	52	52	52



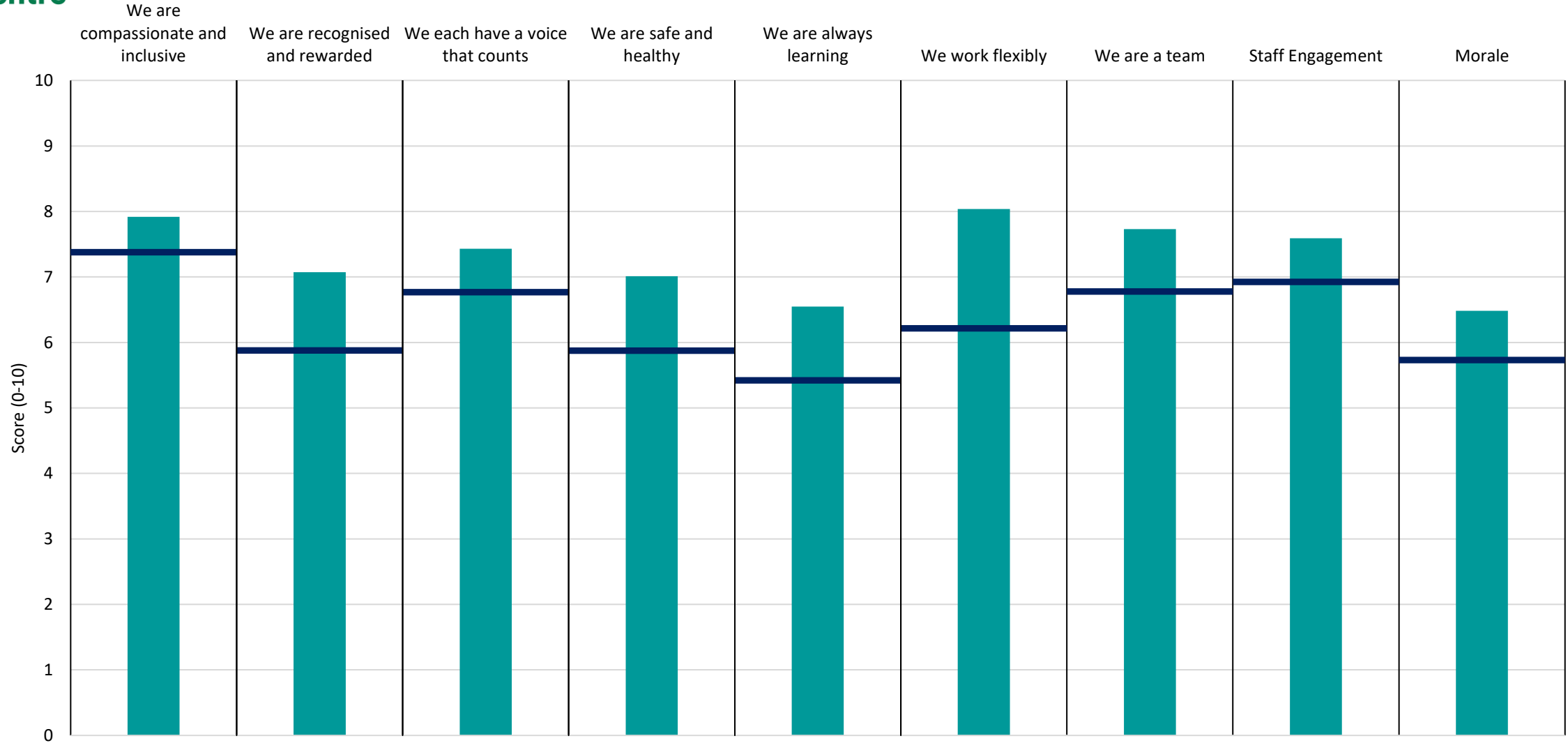
Breakdown	7.8	6.4	7.2	6.8	6.0	7.2	7.4	7.2	6.3
Your org	7.4	5.9	6.8	5.9	5.4	6.2	6.8	6.9	5.7
Responses	87	87	86	87	85	87	87	87	87



Breakdown	7.9	6.5	6.9	6.1	6.7	6.7	7.3	7.3	5.9
Your org	7.4	5.9	6.8	5.9	5.4	6.2	6.8	6.9	5.7
Responses	20	20	19	20	18	19	20	20	20



Breakdown	7.3	5.7	6.7	5.8	5.3	5.9	6.6	6.9	5.7
Your org	7.4	5.9	6.8	5.9	5.4	6.2	6.8	6.9	5.7
Responses	506	504	504	503	489	502	504	507	506

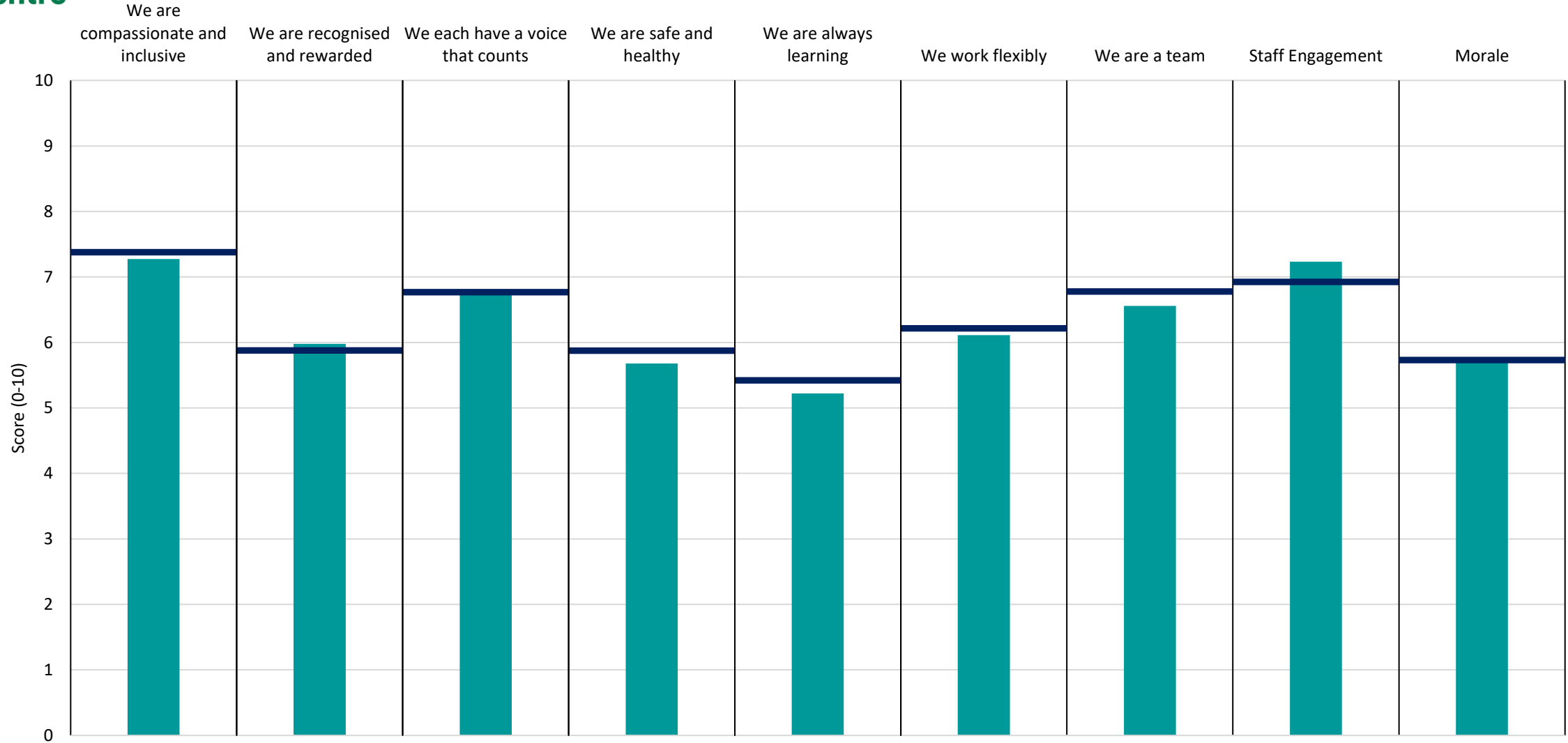


Breakdown	7.9	7.1	7.4	7.0	6.5	8.0	7.7	7.6	6.5
Your org	7.4	5.9	6.8	5.9	5.4	6.2	6.8	6.9	5.7
Responses	24	24	23	24	24	24	23	24	24

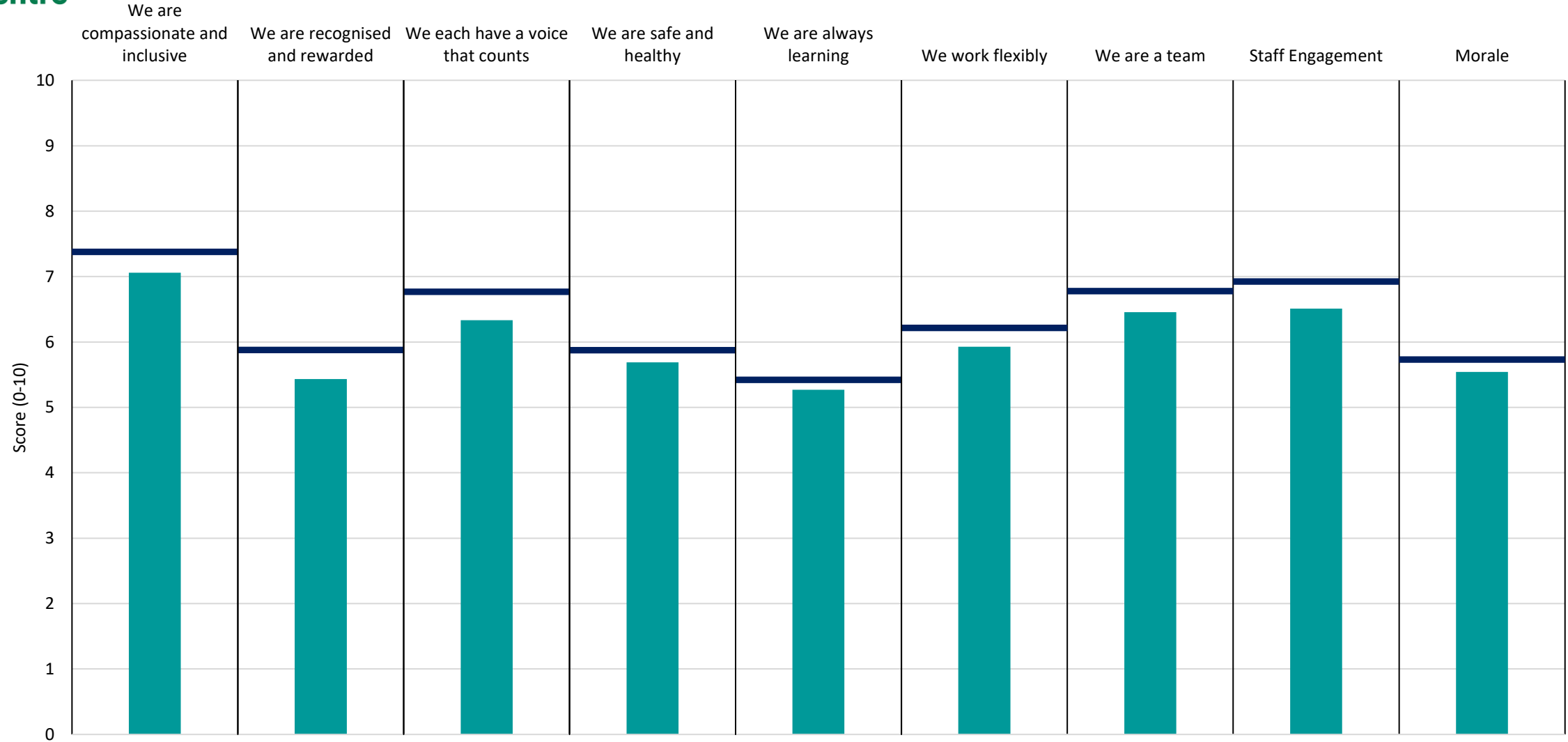
Breakdowns 2

East Cheshire NHS Trust
2022 NHS Staff Survey

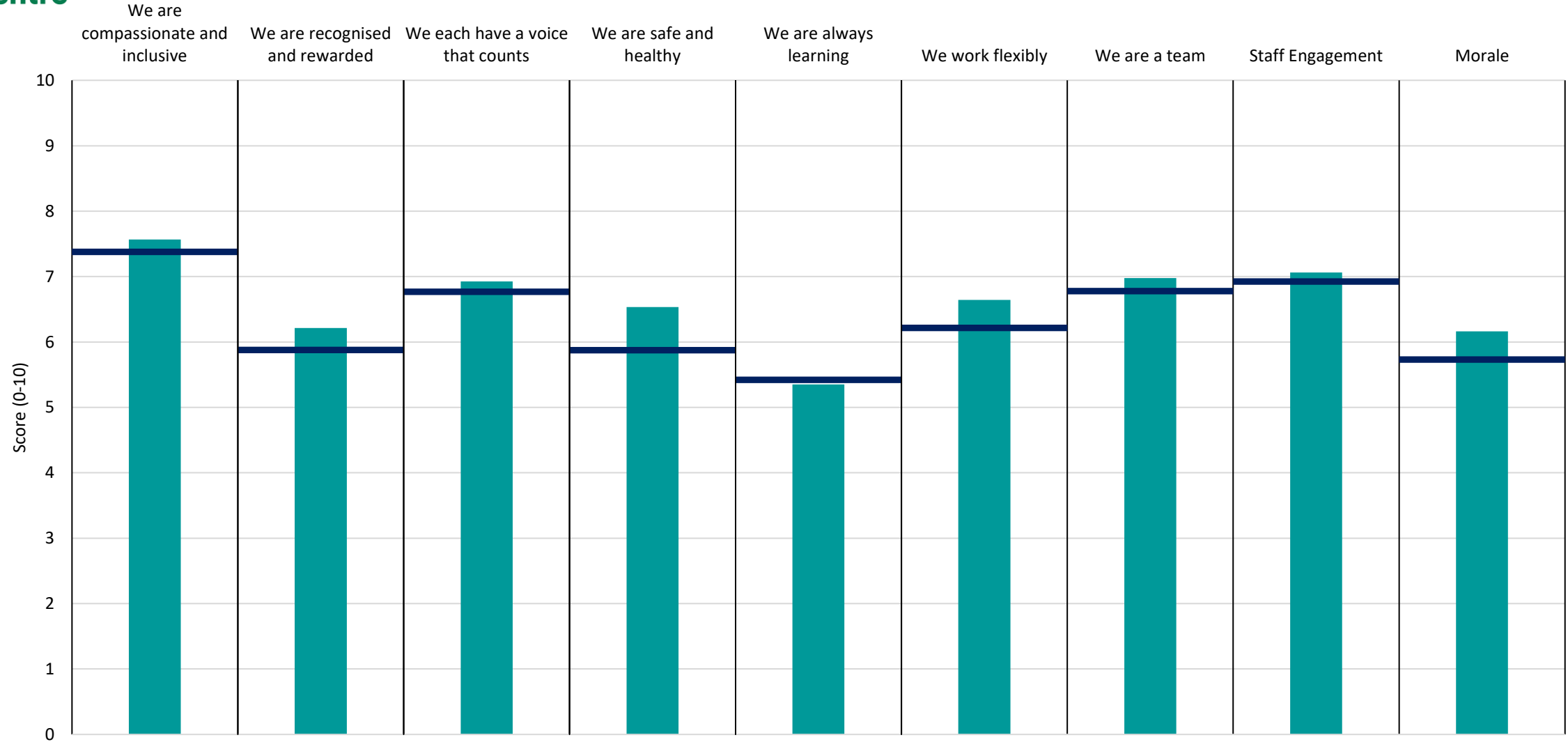
Add Prof Scientific and Technic



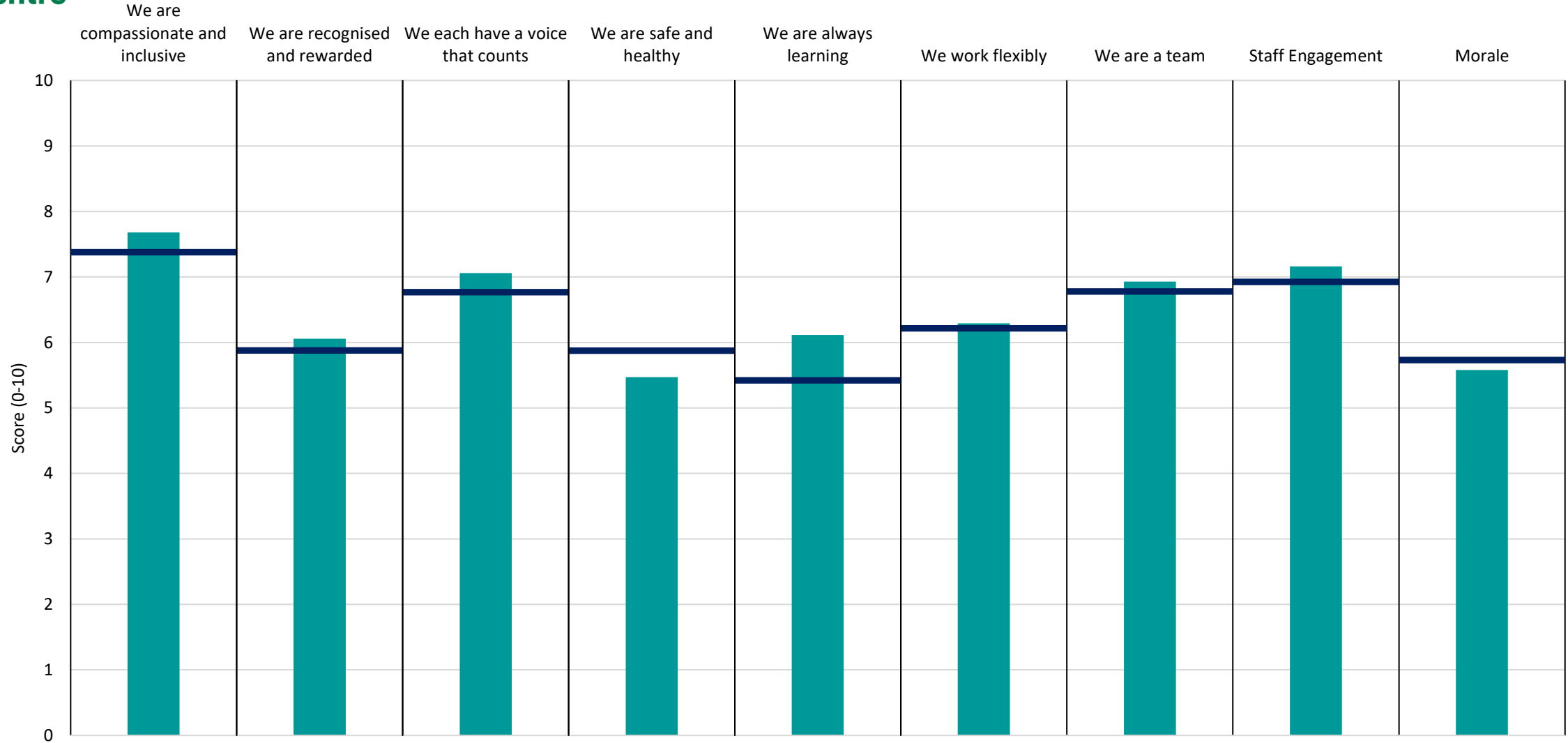
Breakdown	7.3	6.0	6.8	5.7	5.2	6.1	6.6	7.2	5.7
Your org	7.4	5.9	6.8	5.9	5.4	6.2	6.8	6.9	5.7
Responses	34	34	34	34	34	33	34	34	34



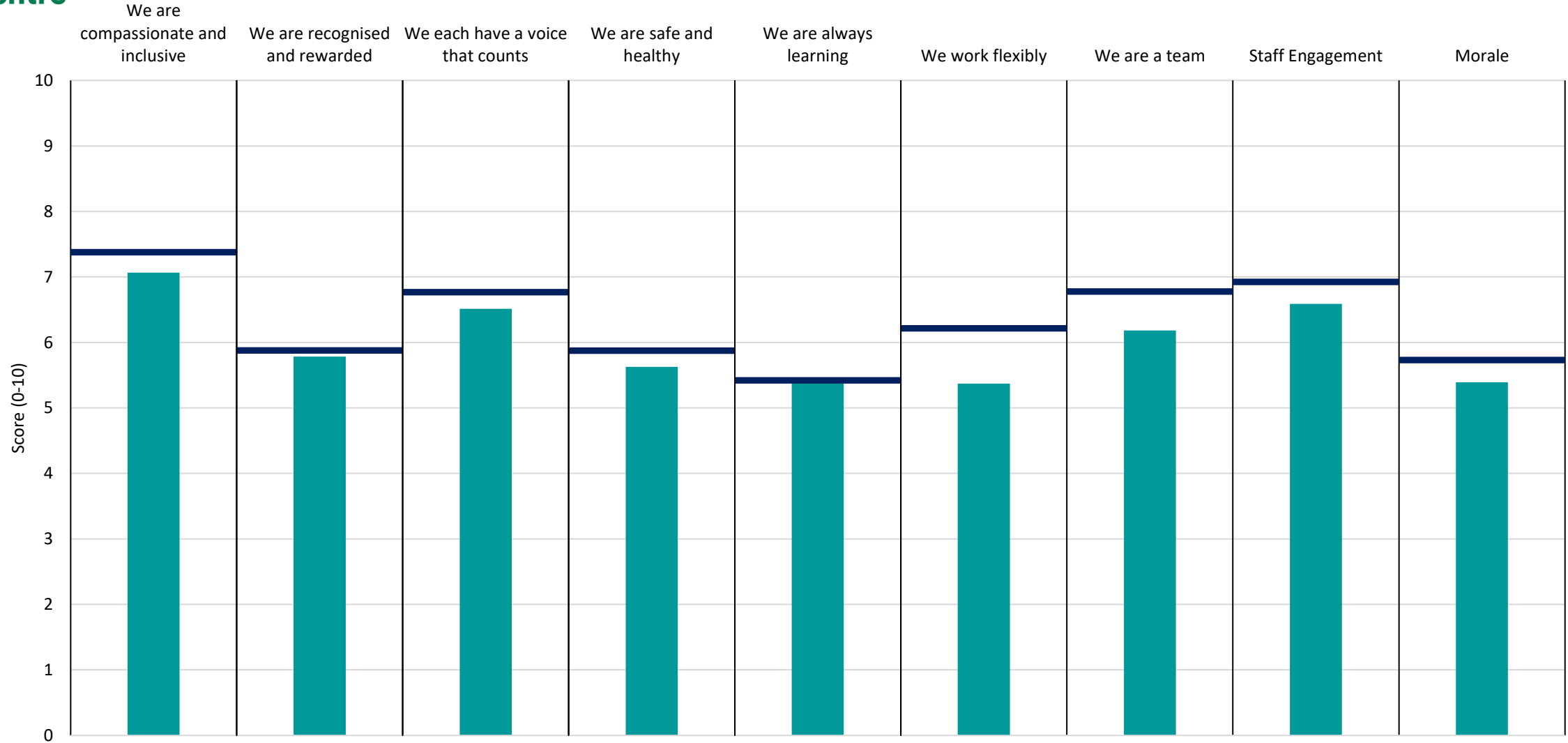
Breakdown	7.1	5.4	6.3	5.7	5.3	5.9	6.5	6.5	5.5
Your org	7.4	5.9	6.8	5.9	5.4	6.2	6.8	6.9	5.7
Responses	164	164	163	164	151	163	164	164	164



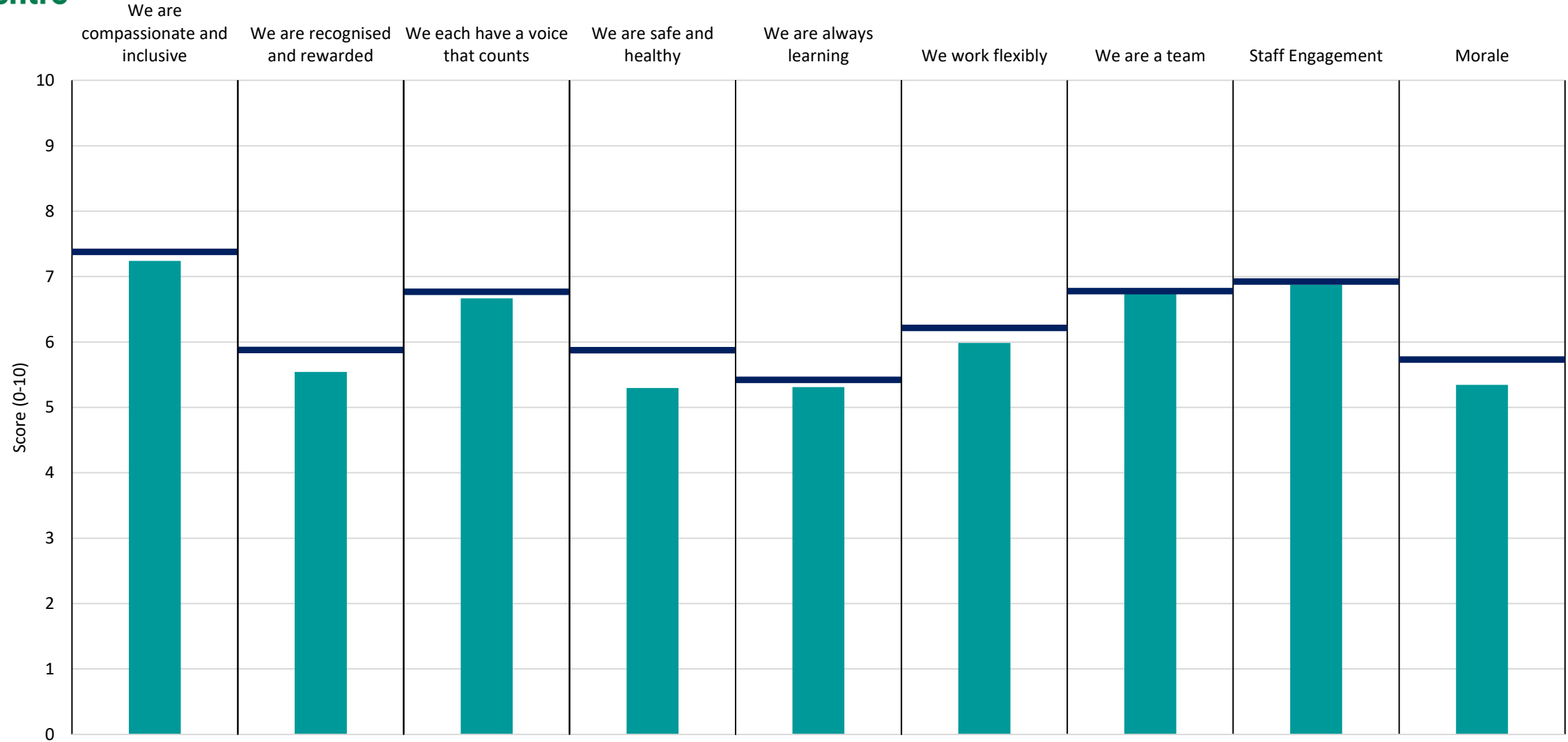
Breakdown	7.6	6.2	6.9	6.5	5.3	6.6	7.0	7.1	6.2
Your org	7.4	5.9	6.8	5.9	5.4	6.2	6.8	6.9	5.7
Responses	371	370	367	368	357	369	366	371	371



Breakdown	7.7	6.1	7.1	5.5	6.1	6.3	6.9	7.2	5.6
Your org	7.4	5.9	6.8	5.9	5.4	6.2	6.8	6.9	5.7
Responses	118	119	118	119	118	119	118	119	119



Breakdown	7.1	5.8	6.5	5.6	5.4	5.4	6.2	6.6	5.4
Your org	7.4	5.9	6.8	5.9	5.4	6.2	6.8	6.9	5.7
Responses	81	81	81	80	79	81	80	81	81



Breakdown	7.2	5.5	6.7	5.3	5.3	6.0	6.7	6.9	5.3
Your org	7.4	5.9	6.8	5.9	5.4	6.2	6.8	6.9	5.7
Responses	300	297	300	299	283	294	301	301	299