



# James Paget University Hospitals NHS Foundation Trust

2022 NHS Staff Survey

Breakdown report

Introduction	4
People Promise element and Theme results – Breakdowns 1	5
<u>Add Prof Scientific and Technic</u>	<u>6</u>
<u>Additional Clinical Services</u>	<u>7</u>
<u>Administrative and Clerical</u>	<u>8</u>
<u>Allied Health Professionals</u>	<u>9</u>
<u>Estates and Ancillary</u>	<u>10</u>
<u>Healthcare Scientists</u>	<u>11</u>
<u>Medical and Dental</u>	<u>12</u>
<u>Nursing and Midwifery Registered</u>	<u>13</u>

<u>Corporate Level 2</u>	15
<u>Medicine, Diagnostics and Clinical Support Level 2</u>	16
<u>Surgery and Woman's &amp; Children's Services Level 2</u>	17

This directorate report for James Paget University Hospitals NHS Foundation Trust contains results by breakdown for People Promise element and theme results from the 2022 NHS Staff Survey. These results are compared to the unweighted average for your organisation.

**Please note:** It is possible that there are differences between the ‘Your org’ scores reported in this directorate report and those in the benchmark report. This is because the results in the benchmark report are weighted to allow for fair comparisons between organisations of a similar type. However, in this report comparisons are made within your organisation so the unweighted organisation result is a more appropriate point of comparison.

The breakdowns used in this report were provided and defined by James Paget University Hospitals NHS Foundation Trust. Details of how the People Promise element and theme scores were calculated are included in the Technical Document, available to download from our results website.

## Key features

Breakdown type and **breakdown name** are specified in the header.

Breakdown results are presented in the context of the (unweighted) **organisation average ('Your org')**, so it is easy to tell if a directorate is performing better or worse than the organisation average. For all People Promise element and theme results, a higher score is a better result than a lower score

The **number of responses** feeding into each measures and sub-scores for the **given breakdown** is specified below the table containing the directorate and trust scores.

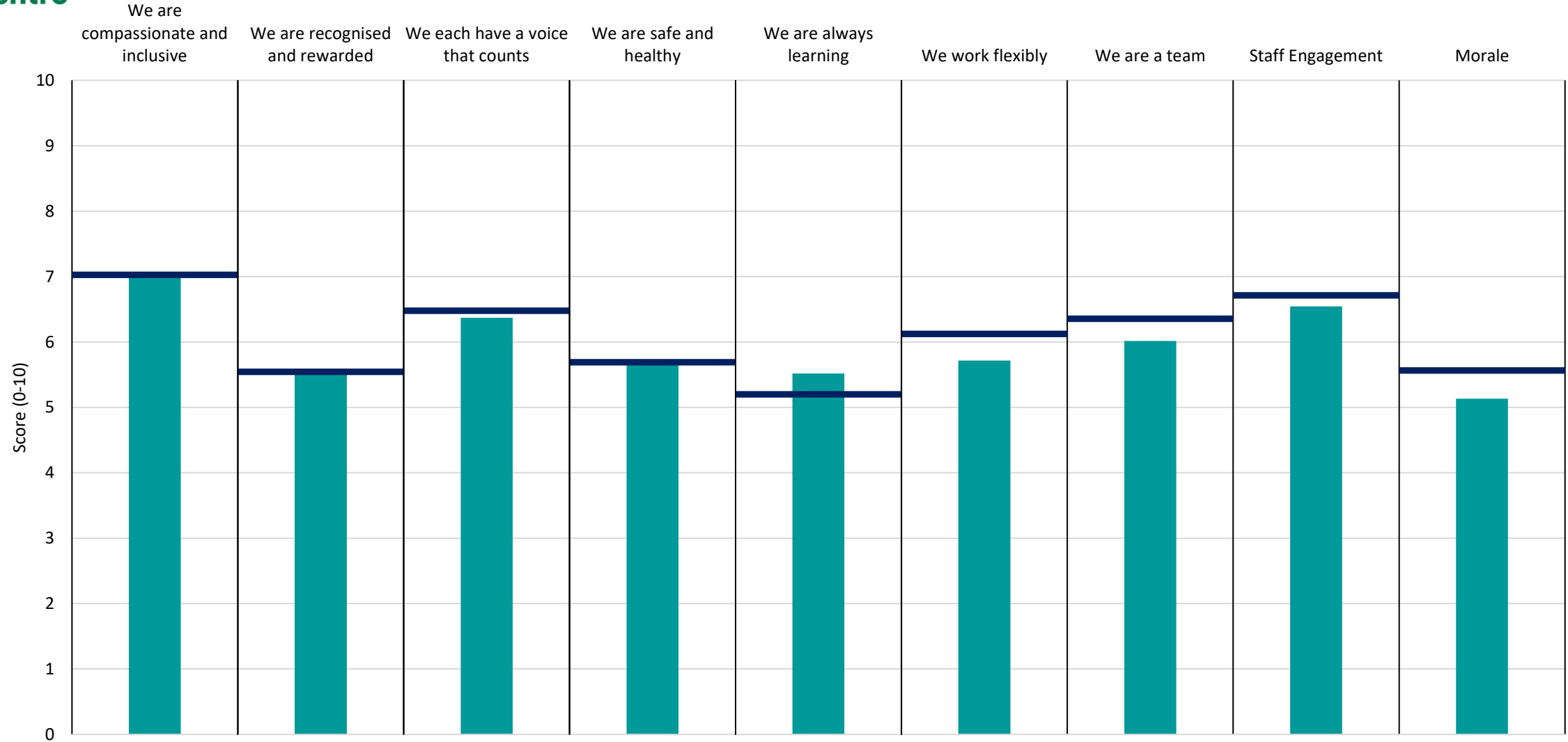


**! Note:** when there are less than 11 responses in a group, results are suppressed to protect staff confidentiality, for some organisations this could mean that all breakdown results are suppressed.

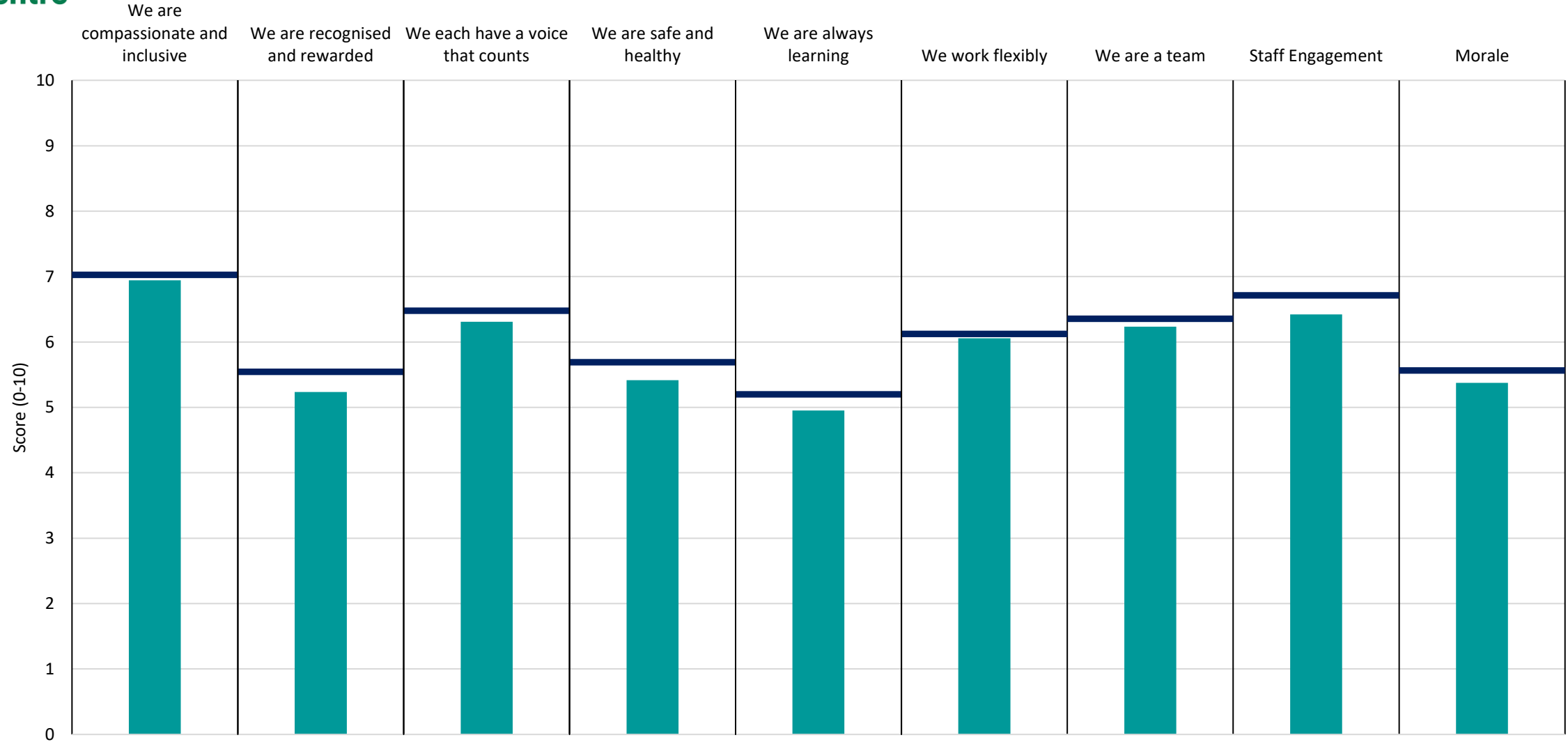
# Breakdowns 1

James Paget University Hospitals NHS Foundation Trust  
2022 NHS Staff Survey

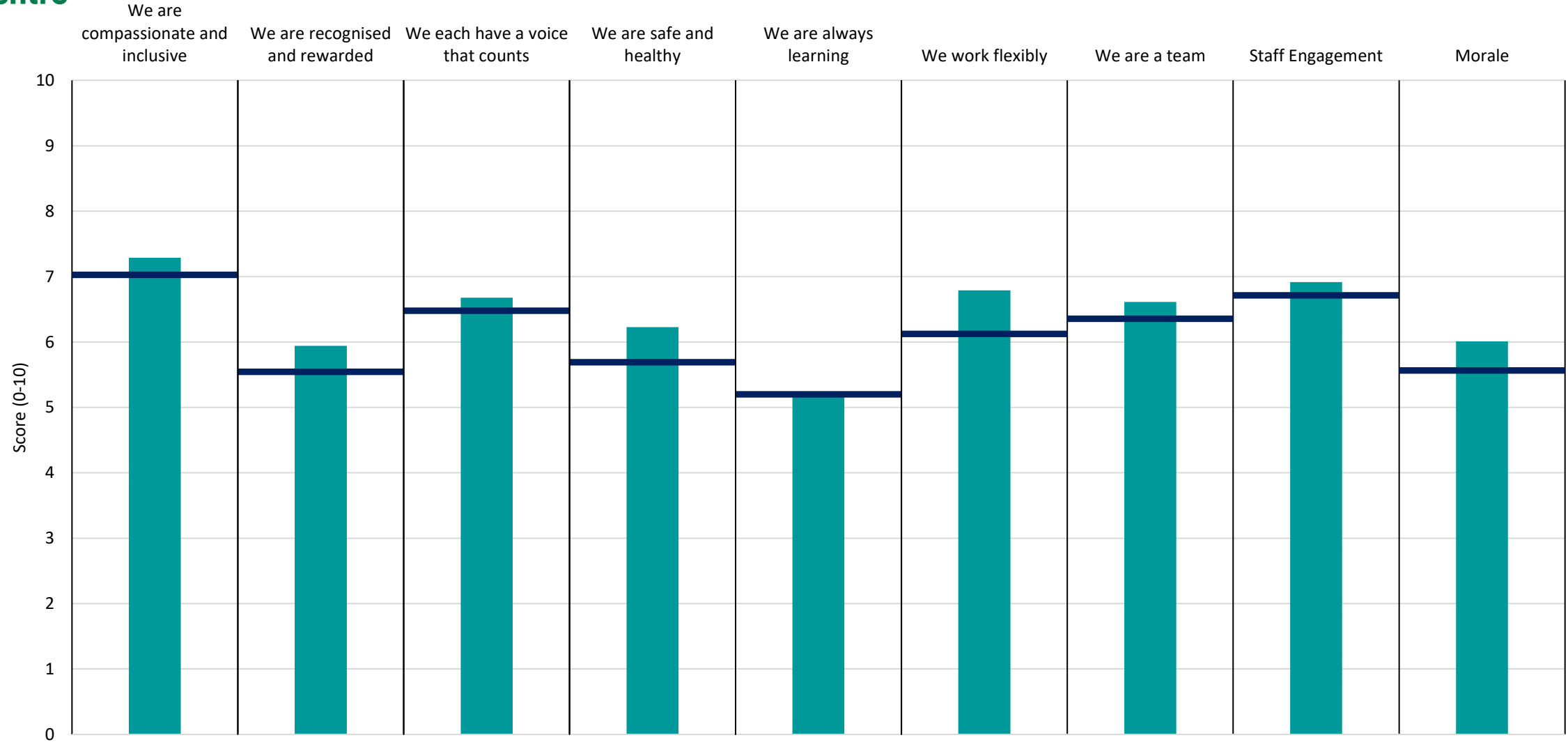
# Add Prof Scientific and Technic



Breakdown	7.0	5.5	6.4	5.7	5.5	5.7	6.0	6.5	5.1
Your org	7.0	5.5	6.5	5.7	5.2	6.1	6.4	6.7	5.6
Responses	41	41	40	40	40	41	41	41	41

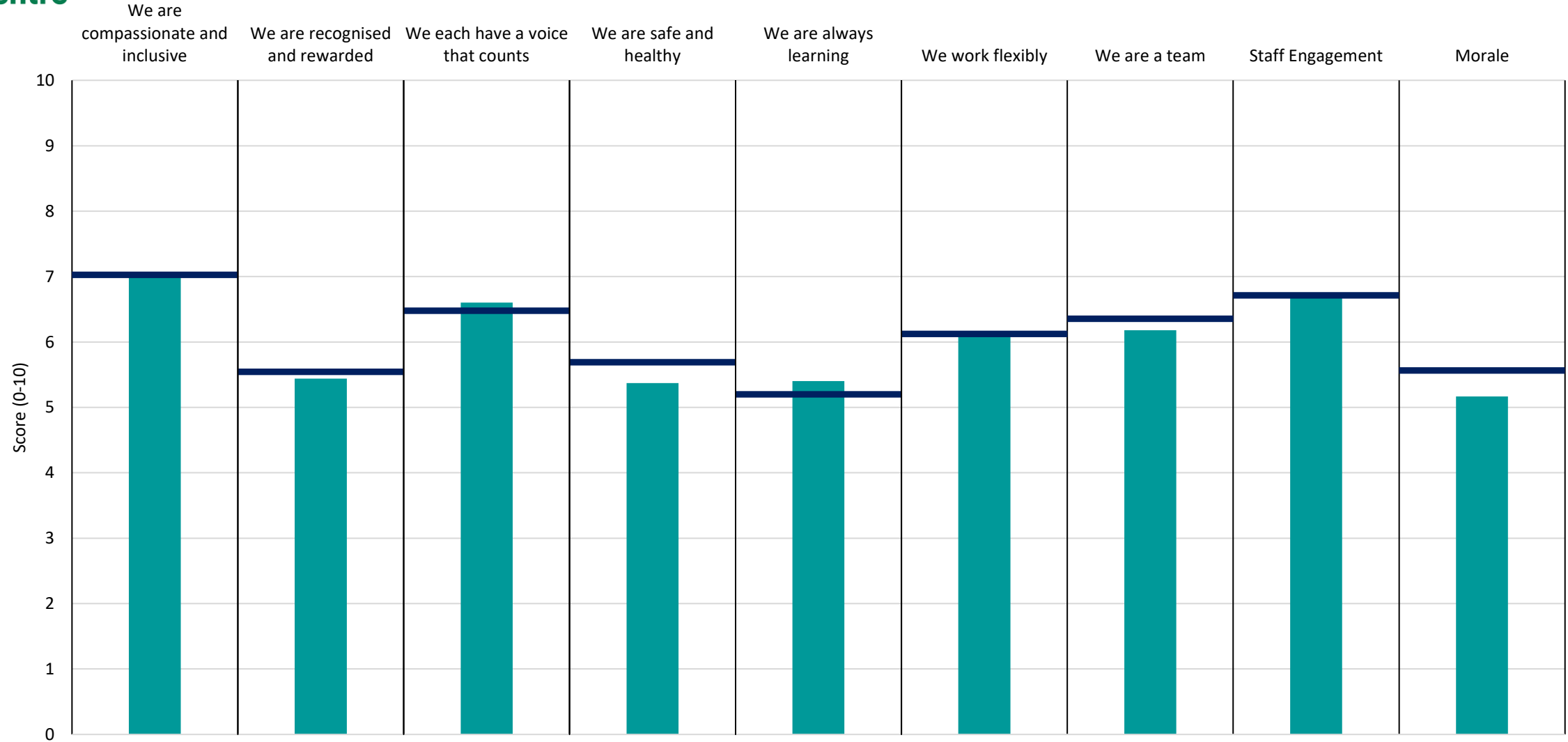


Breakdown	6.9	5.2	6.3	5.4	5.0	6.1	6.2	6.4	5.4
Your org	7.0	5.5	6.5	5.7	5.2	6.1	6.4	6.7	5.6
Responses	216	215	213	214	193	215	216	216	216

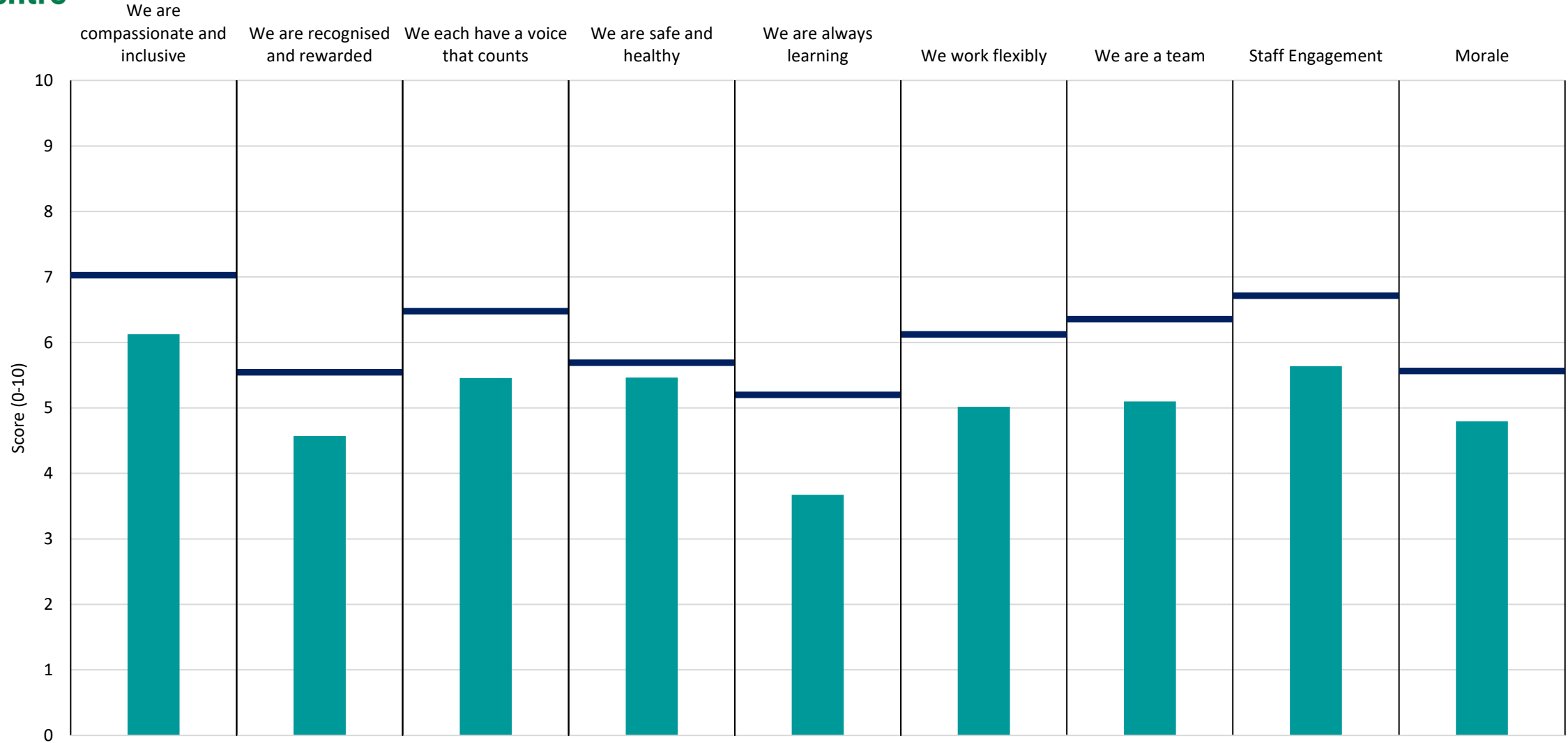


Breakdown	7.3	5.9	6.7	6.2	5.2	6.8	6.6	6.9	6.0
Your org	7.0	5.5	6.5	5.7	5.2	6.1	6.4	6.7	5.6
Responses	396	395	392	393	379	392	393	395	395



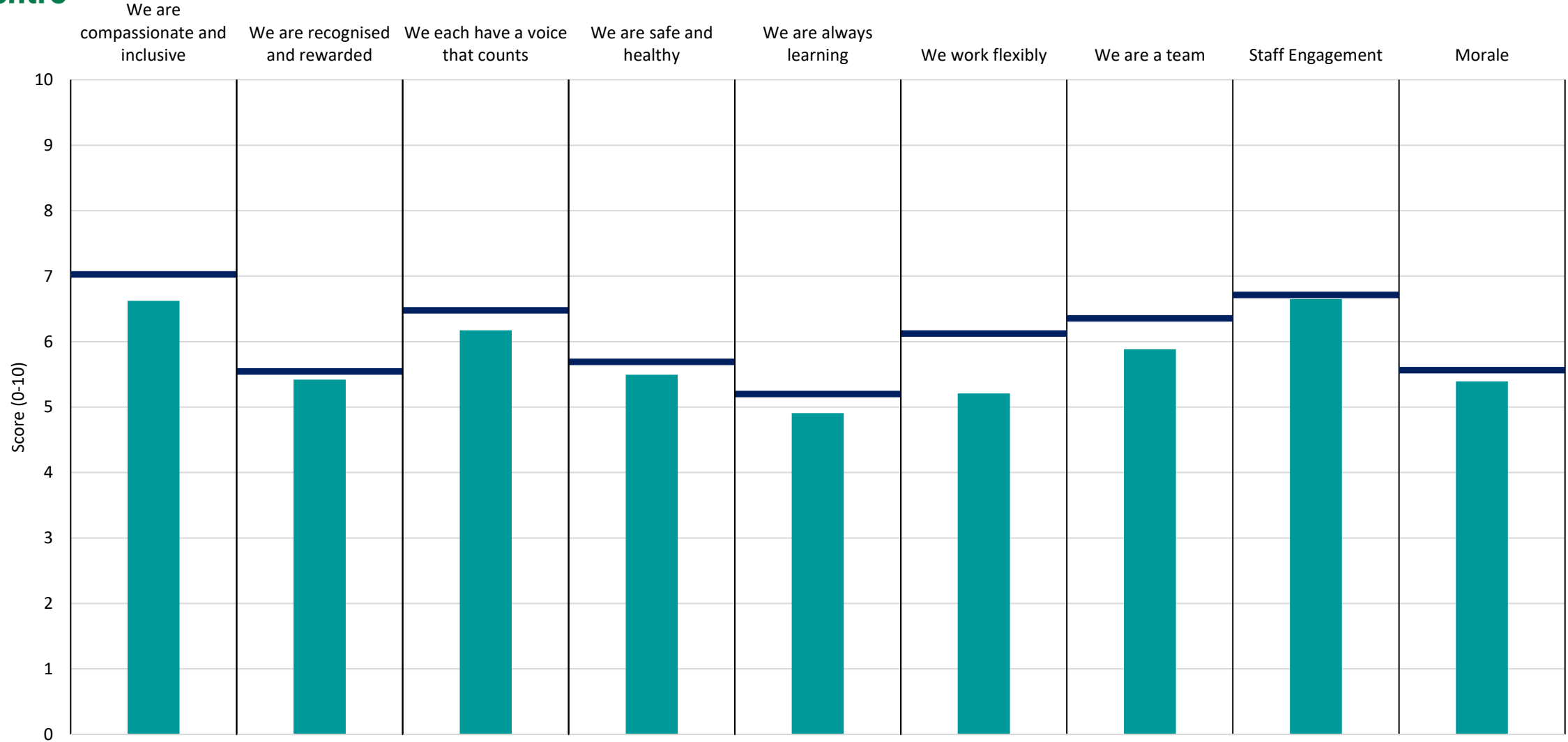


Breakdown	7.0	5.4	6.6	5.4	5.4	6.2	6.2	6.7	5.2
Your org	7.0	5.5	6.5	5.7	5.2	6.1	6.4	6.7	5.6
Responses	88	88	88	88	84	88	88	88	88

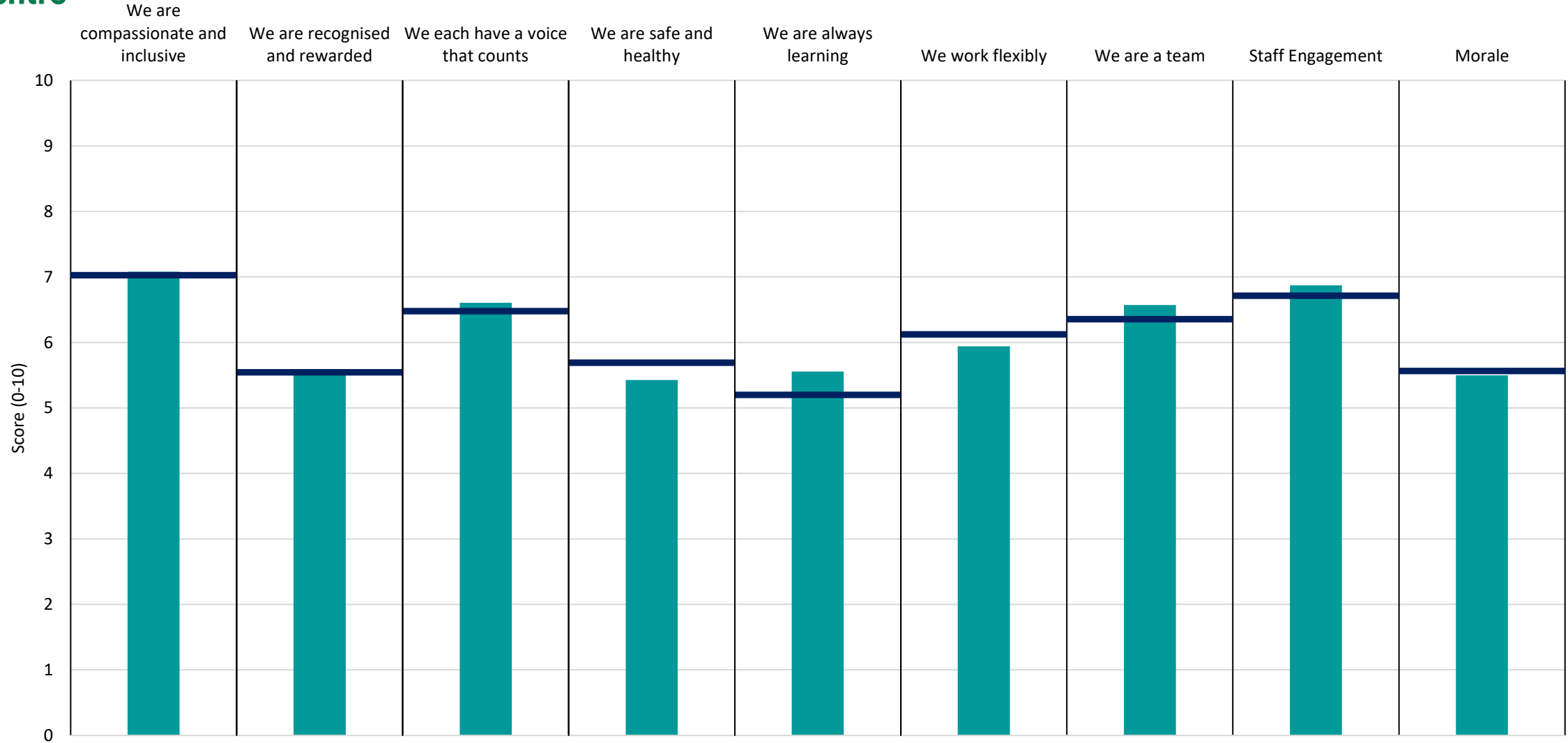


Breakdown	6.1	4.6	5.5	5.5	3.7	5.0	5.1	5.6	4.8
Your org	7.0	5.5	6.5	5.7	5.2	6.1	6.4	6.7	5.6
Responses	71	71	69	68	56	67	71	71	71





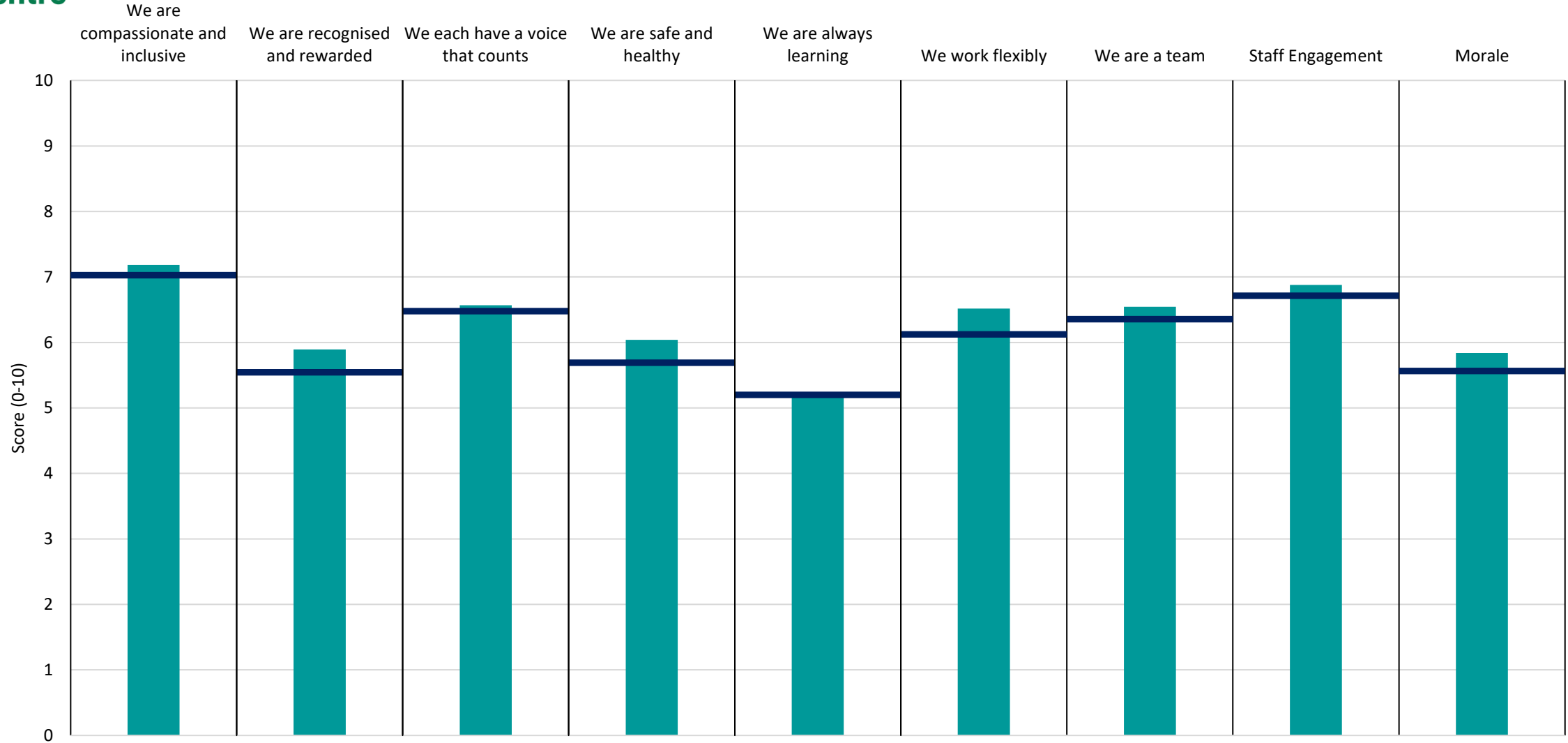
Breakdown	6.6	5.4	6.2	5.5	4.9	5.2	5.9	6.7	5.4
Your org	7.0	5.5	6.5	5.7	5.2	6.1	6.4	6.7	5.6
Responses	111	111	110	109	105	111	109	111	111



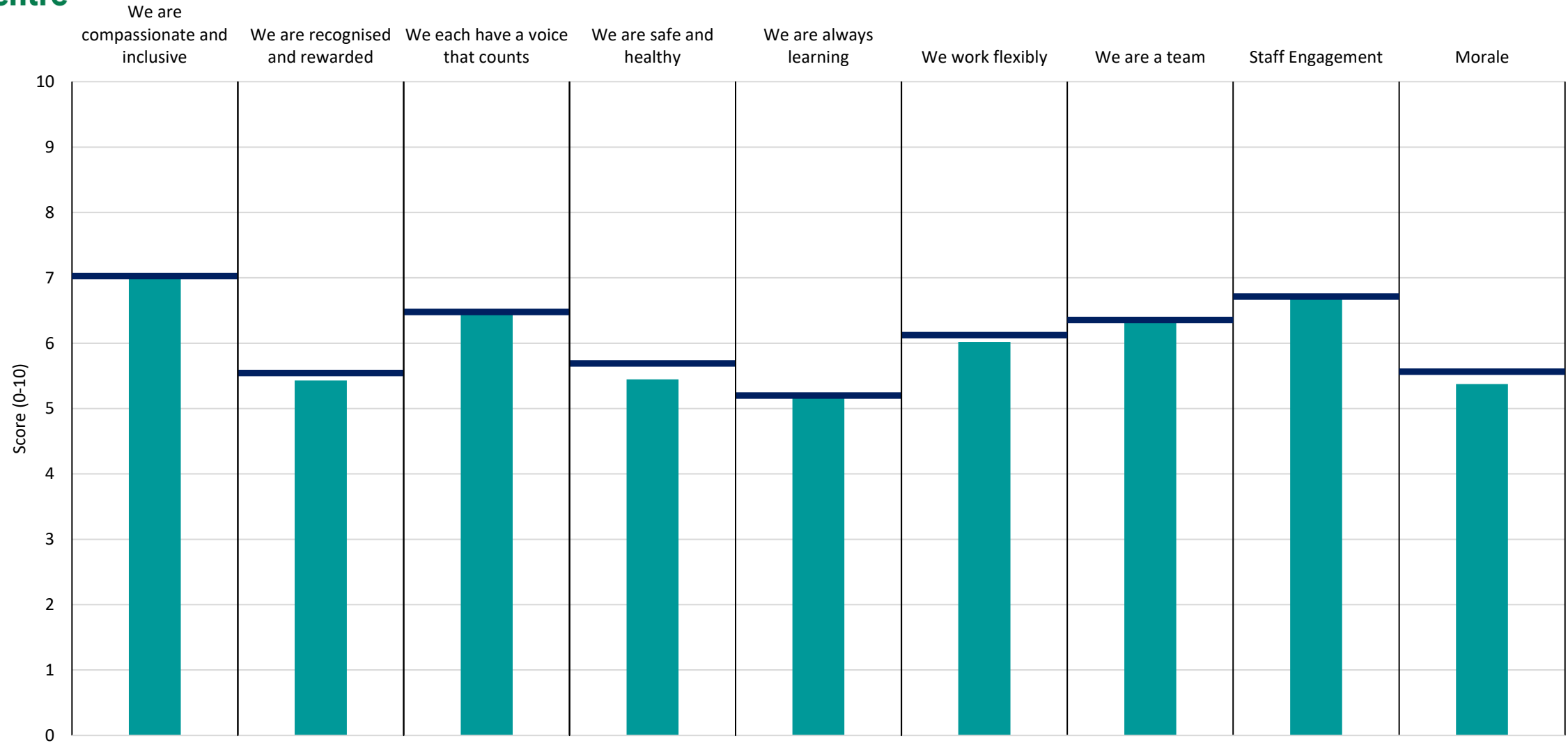
Breakdown	7.1	5.5	6.6	5.4	5.6	5.9	6.6	6.9	5.5
Your org	7.0	5.5	6.5	5.7	5.2	6.1	6.4	6.7	5.6
Responses	385	385	378	374	368	382	384	383	385

# Breakdowns 2

James Paget University Hospitals NHS Foundation Trust  
2022 NHS Staff Survey

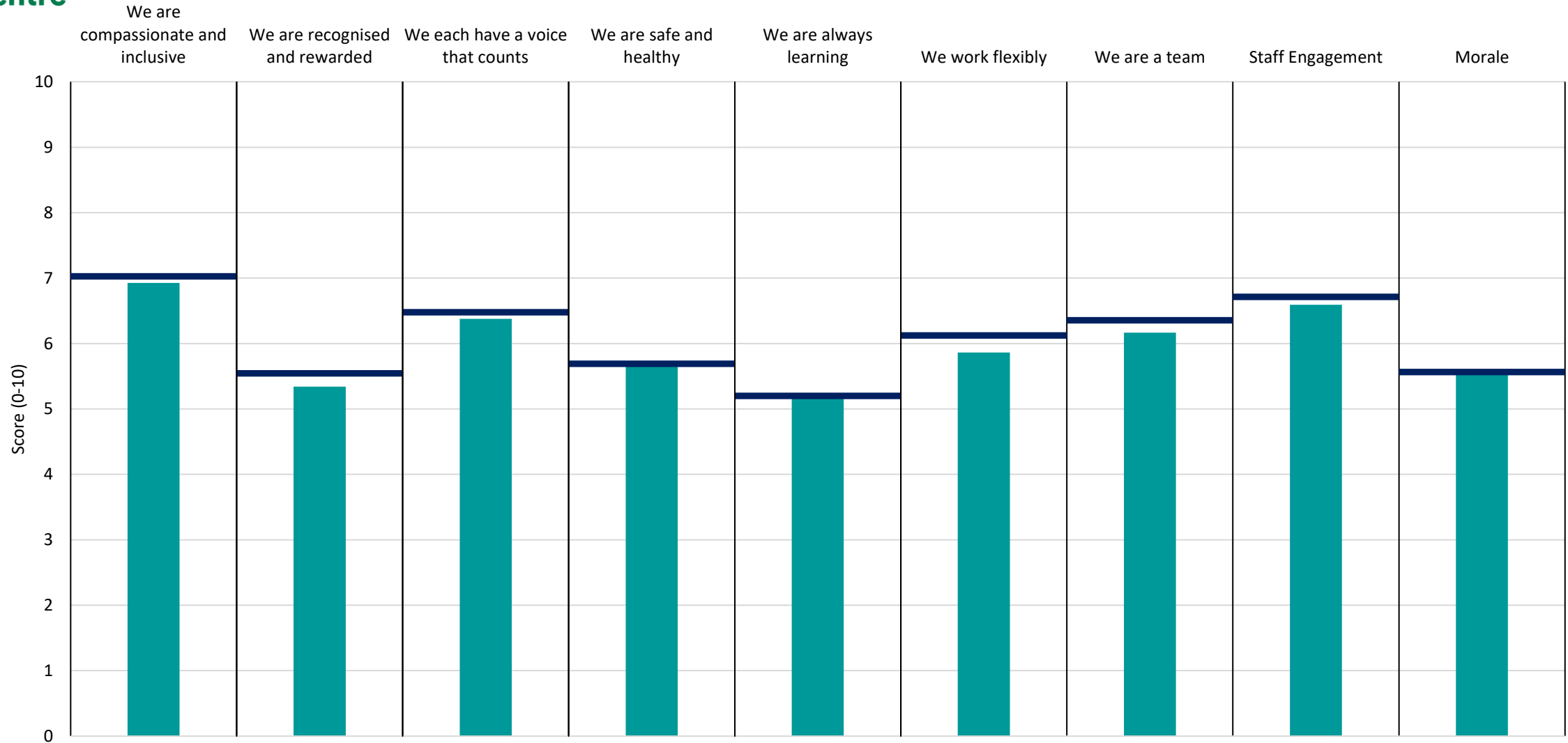


Breakdown	7.2	5.9	6.6	6.0	5.2	6.5	6.5	6.9	5.8
Your org	7.0	5.5	6.5	5.7	5.2	6.1	6.4	6.7	5.6
Responses	408	407	400	399	385	403	406	406	407



Breakdown	7.0	5.4	6.5	5.4	5.2	6.0	6.4	6.7	5.4
Your org	7.0	5.5	6.5	5.7	5.2	6.1	6.4	6.7	5.6
Responses	502	502	496	495	467	501	500	501	502





Breakdown	6.9	5.3	6.4	5.6	5.2	5.9	6.2	6.6	5.5
Your org	7.0	5.5	6.5	5.7	5.2	6.1	6.4	6.7	5.6
Responses	411	410	407	405	386	405	409	411	411