



# North West Anglia NHS Foundation Trust

2022 NHS Staff Survey

Breakdown report

Introduction	4
People Promise element and Theme results – Breakdowns 1	5
<u>Hinchingbrooke Hospital</u>	<u>6</u>
<u>Peterborough City Hospital</u>	<u>7</u>
<u>Stamford &amp; Rutland Hospital</u>	<u>8</u>

<u>Add Prof Scientific and Technic</u>	10
<u>Additional Clinical Services</u>	11
<u>Administrative and Clerical</u>	12
<u>Allied Health Professionals</u>	13
<u>Estates and Ancillary</u>	14
<u>Healthcare Scientists</u>	15
<u>Medical and Dental</u>	16
<u>Nursing and Midwifery Registered</u>	17

This directorate report for North West Anglia NHS Foundation Trust contains results by breakdown for People Promise element and theme results from the 2022 NHS Staff Survey. These results are compared to the unweighted average for your organisation.

**Please note:** It is possible that there are differences between the ‘Your org’ scores reported in this directorate report and those in the benchmark report. This is because the results in the benchmark report are weighted to allow for fair comparisons between organisations of a similar type. However, in this report comparisons are made within your organisation so the unweighted organisation result is a more appropriate point of comparison.

The breakdowns used in this report were provided and defined by North West Anglia NHS Foundation Trust. Details of how the People Promise element and theme scores were calculated are included in the Technical Document, available to download from our results website.

## Key features

Breakdown type and **breakdown name** are specified in the header.

Breakdown results are presented in the context of the (unweighted) **organisation average ('Your org')**, so it is easy to tell if a directorate is performing better or worse than the organisation average. For all People Promise element and theme results, a higher score is a better result than a lower score

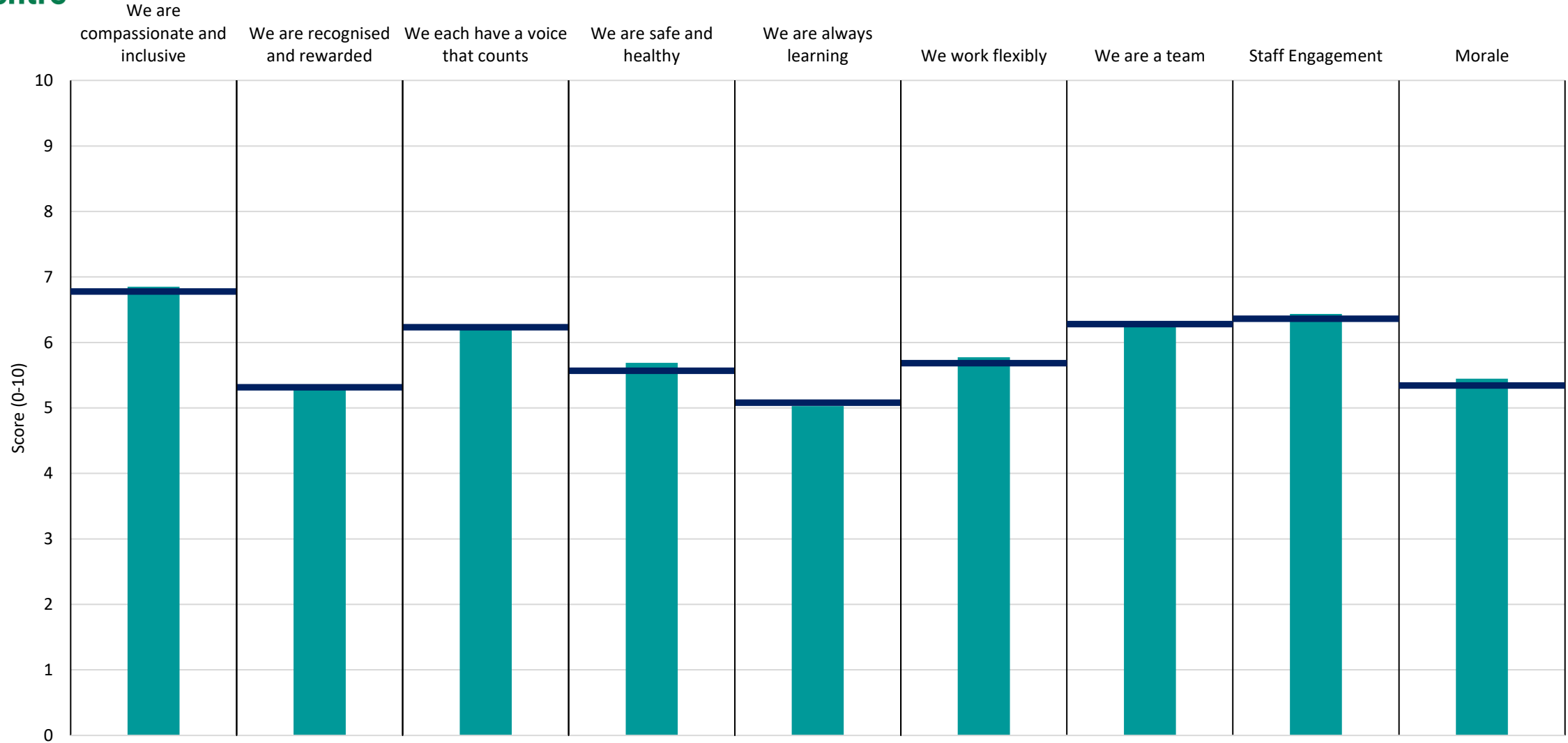
The **number of responses** feeding into each measures and sub-scores for the **given breakdown** is specified below the table containing the directorate and trust scores.



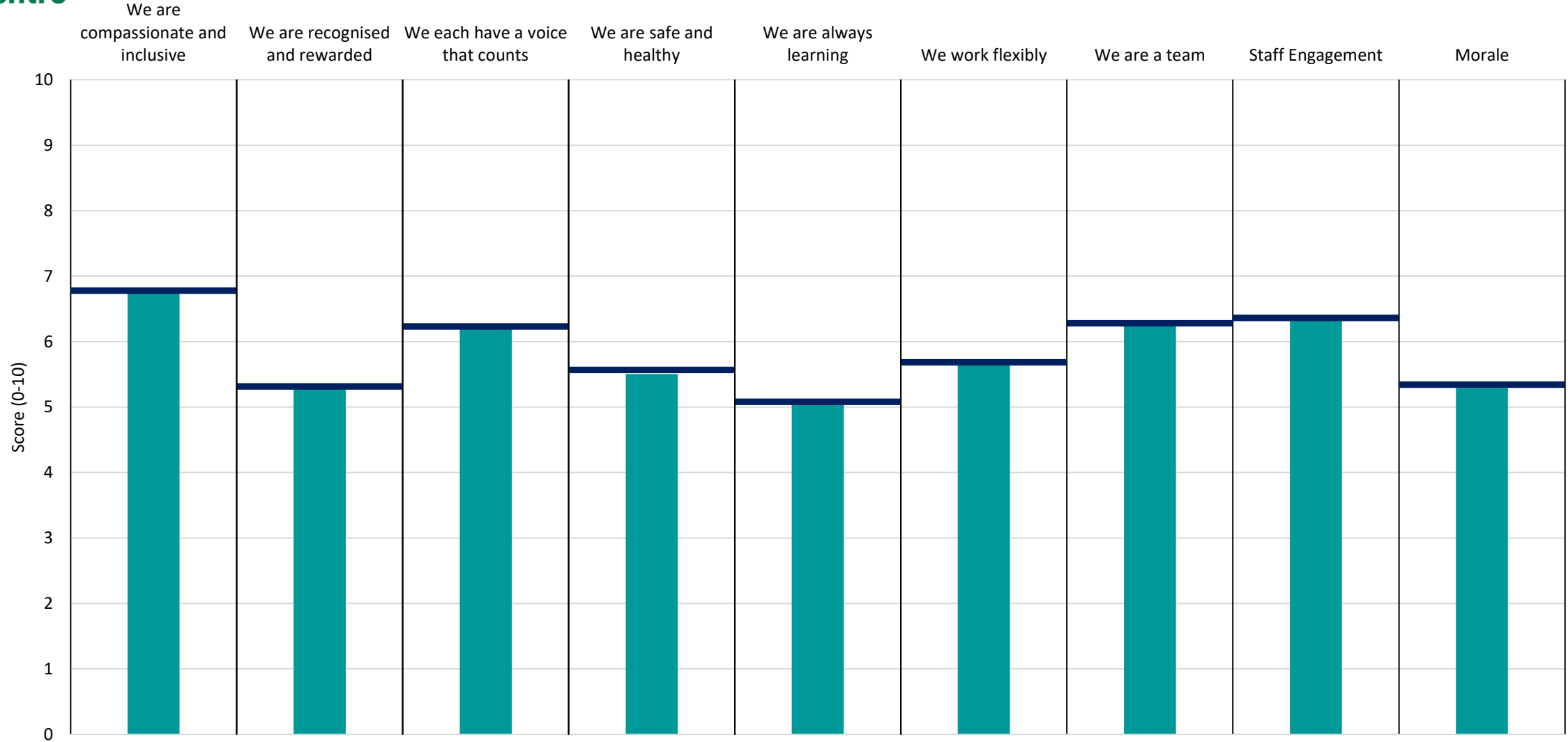
**! Note:** when there are less than 11 responses in a group, results are suppressed to protect staff confidentiality, for some organisations this could mean that all breakdown results are suppressed.

# Breakdowns 1

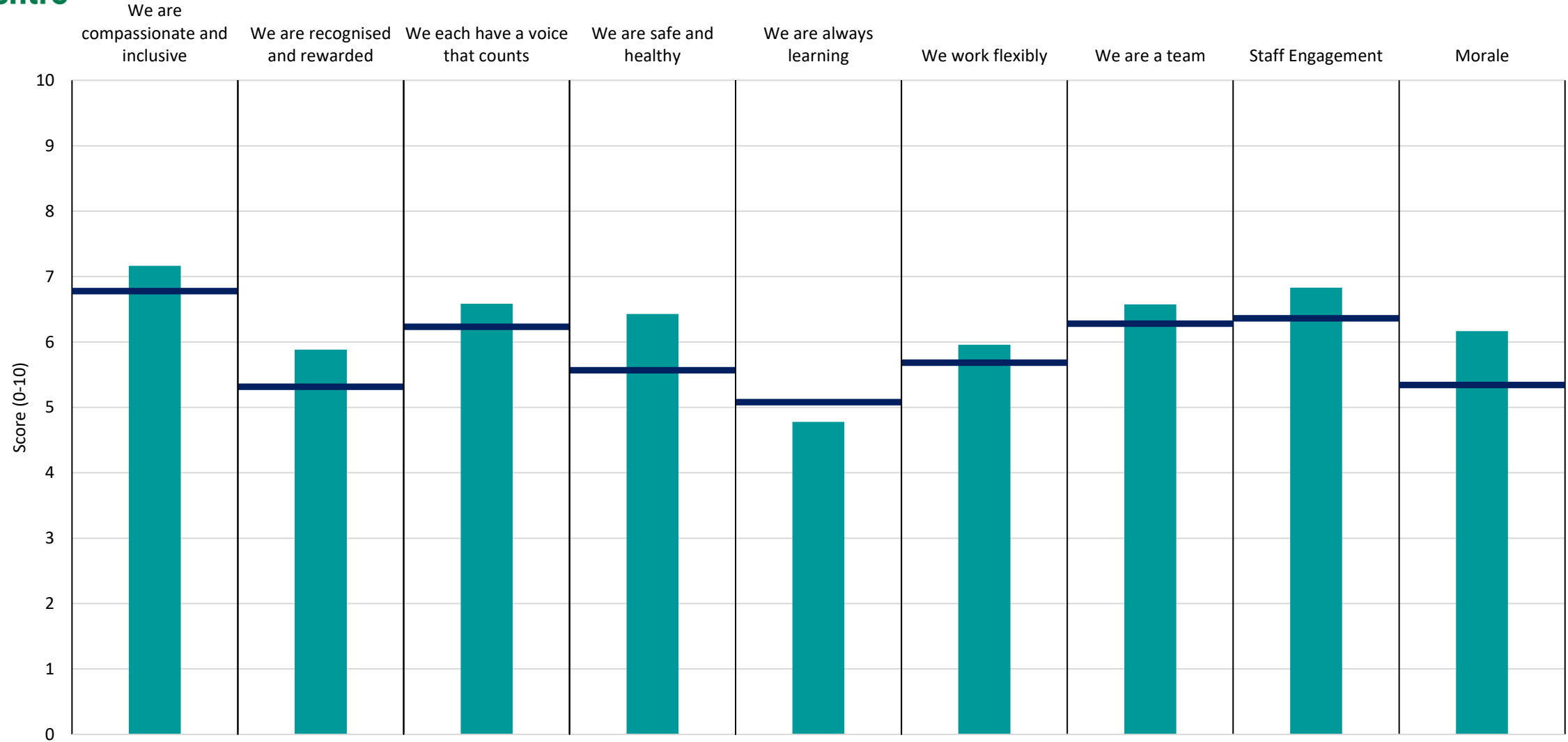
North West Anglia NHS Foundation Trust  
2022 NHS Staff Survey



Breakdown	6.8	5.3	6.3	5.7	5.0	5.8	6.3	6.4	5.4
Your org	6.8	5.3	6.2	5.6	5.1	5.7	6.3	6.4	5.3
Responses	764	760	757	760	727	757	762	763	764



Breakdown	6.7	5.3	6.2	5.5	5.1	5.7	6.3	6.3	5.3
Your org	6.8	5.3	6.2	5.6	5.1	5.7	6.3	6.4	5.3
Responses	2326	2320	2302	2313	2232	2314	2321	2326	2327

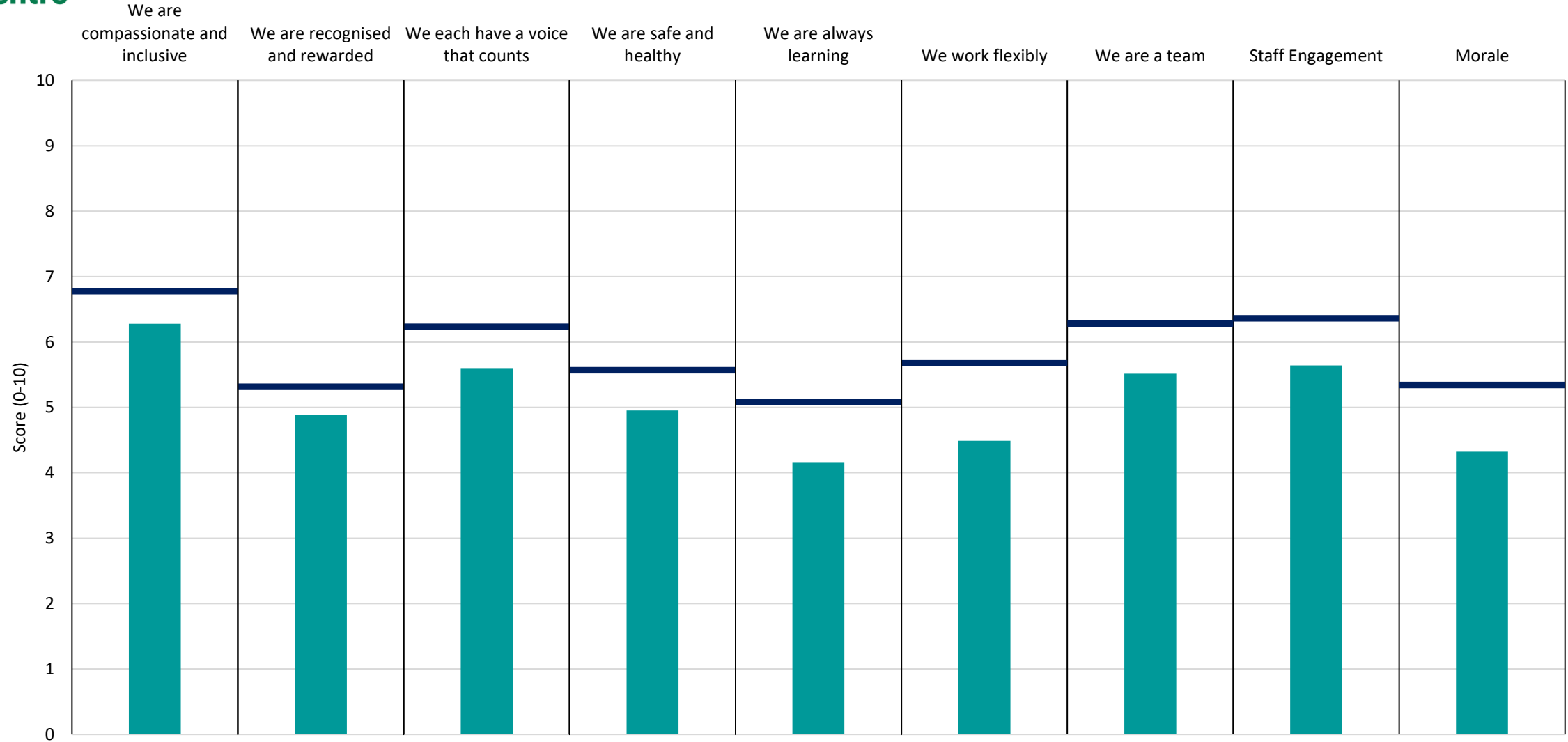


Breakdown	7.2	5.9	6.6	6.4	4.8	6.0	6.6	6.8	6.2
Your org	6.8	5.3	6.2	5.6	5.1	5.7	6.3	6.4	5.3
Responses	44	43	44	44	43	43	44	44	44

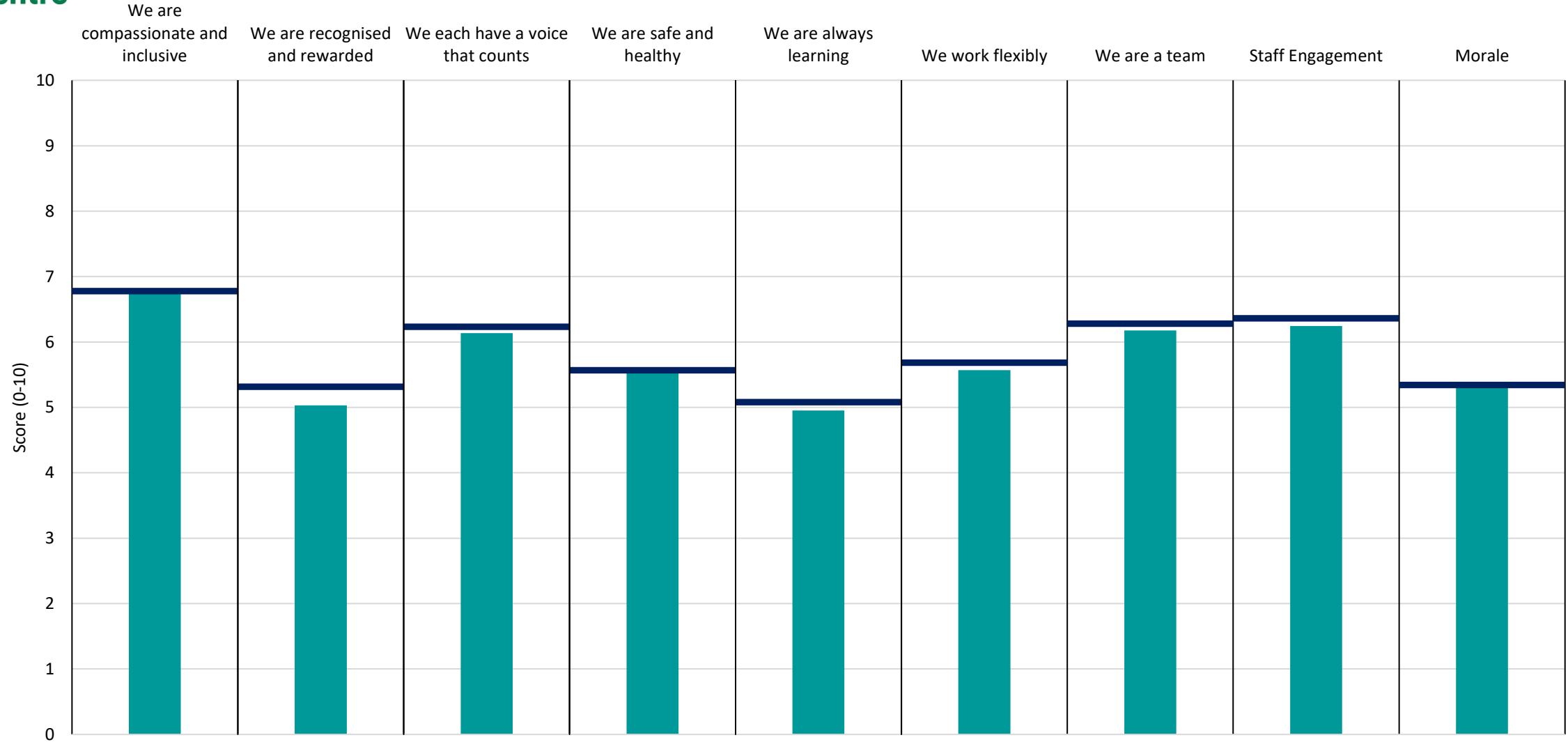


# Breakdowns 2

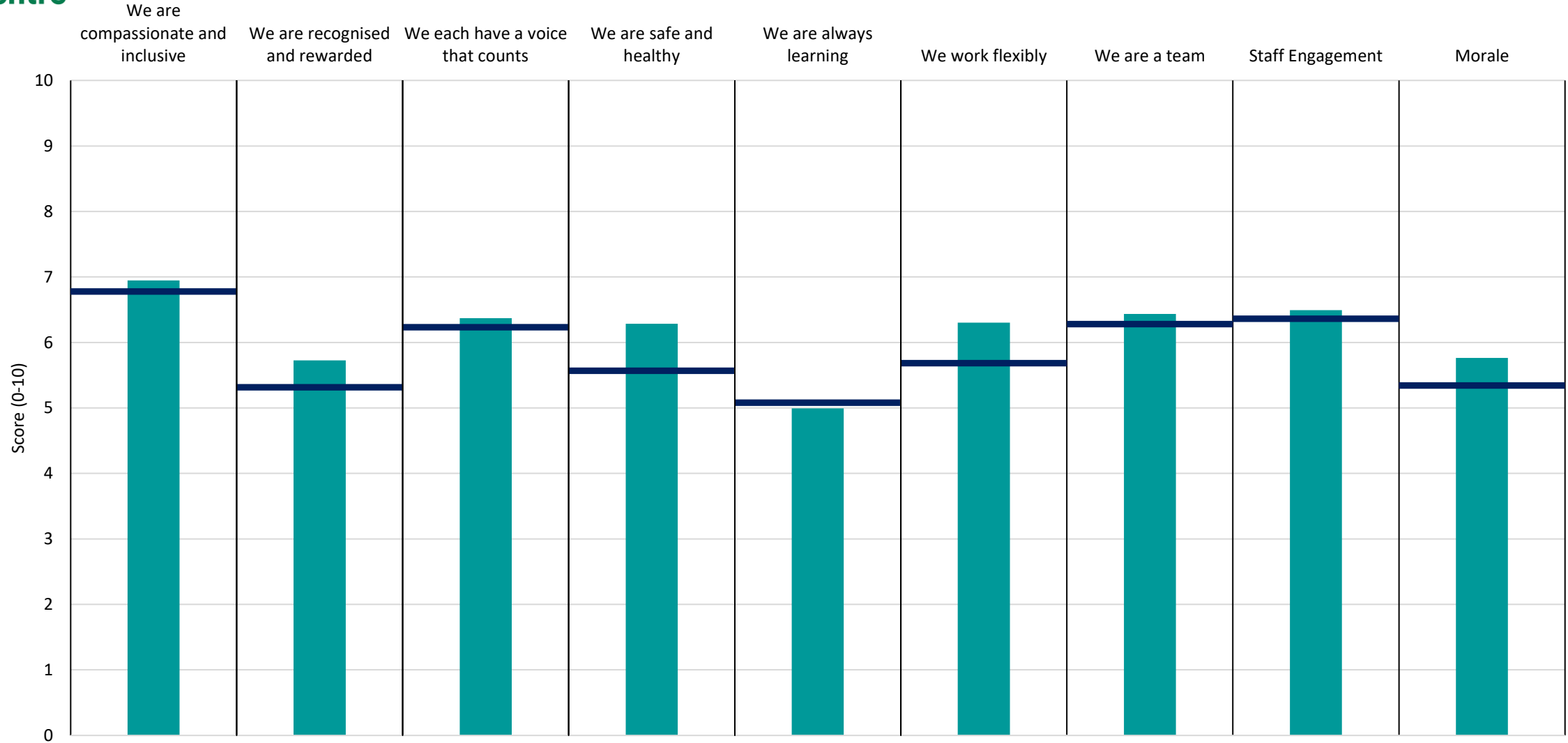
North West Anglia NHS Foundation Trust  
2022 NHS Staff Survey



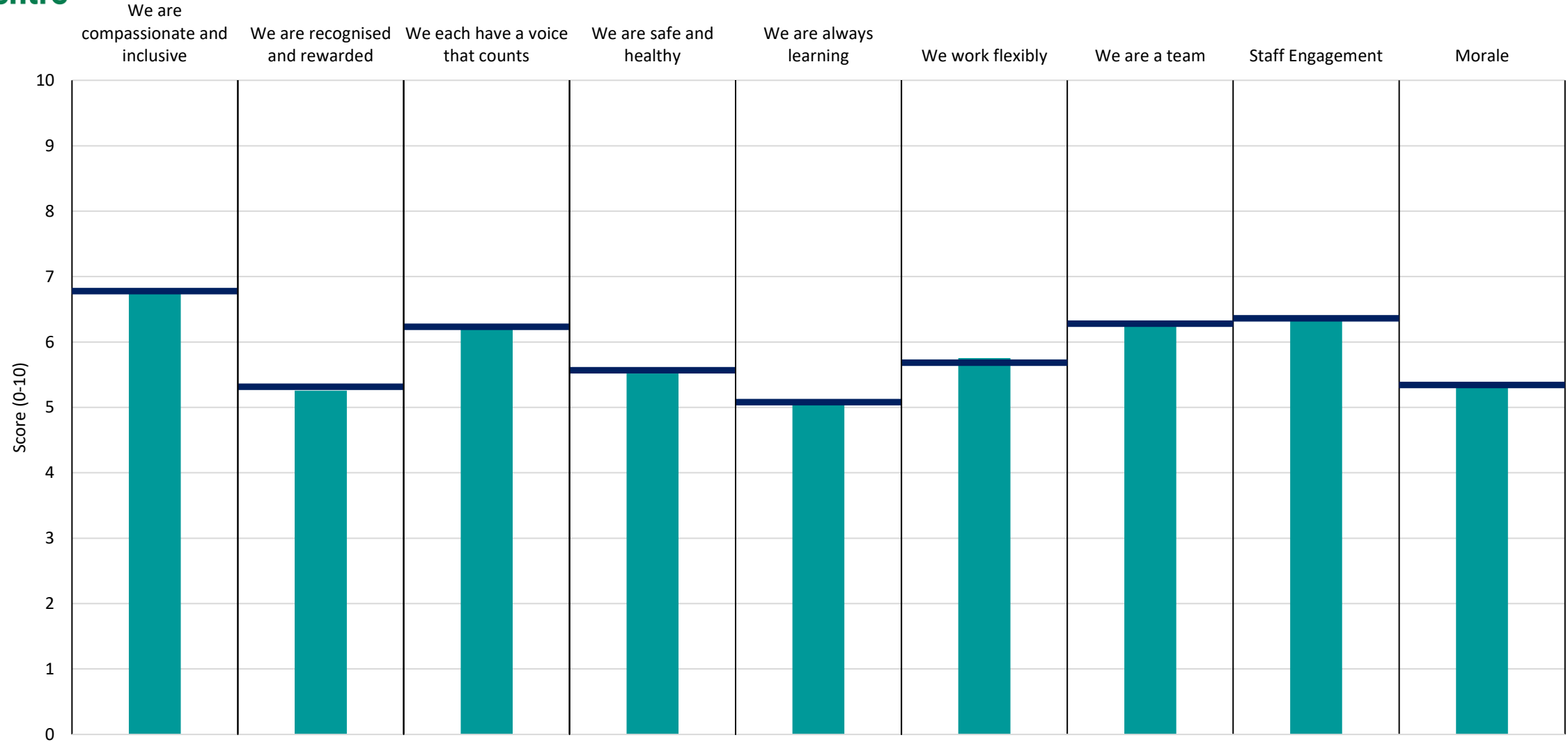
Breakdown	6.3	4.9	5.6	5.0	4.2	4.5	5.5	5.6	4.3
Your org	6.8	5.3	6.2	5.6	5.1	5.7	6.3	6.4	5.3
Responses	53	53	53	53	50	53	53	53	53



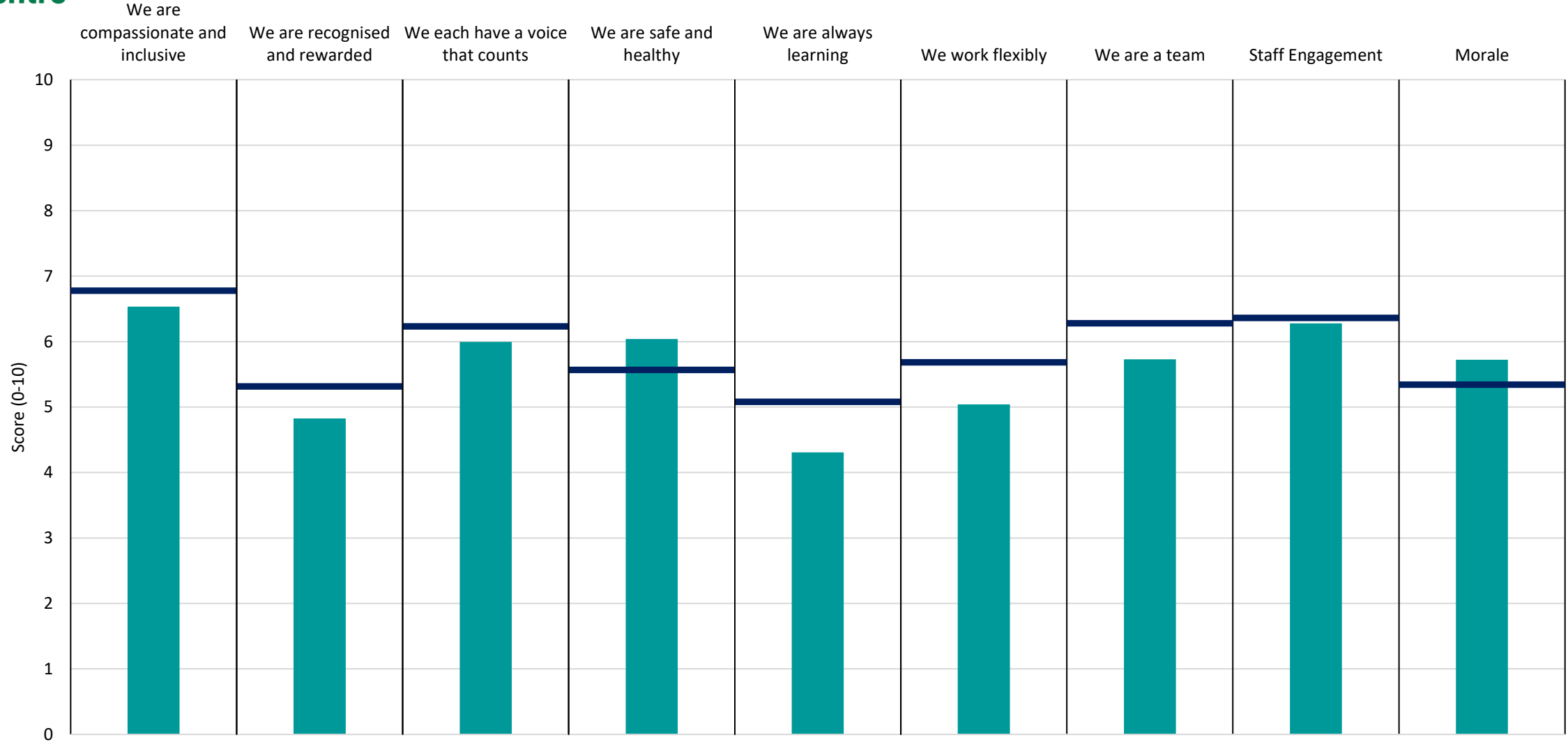
Breakdown	6.8	5.0	6.1	5.6	5.0	5.6	6.2	6.2	5.4
Your org	6.8	5.3	6.2	5.6	5.1	5.7	6.3	6.4	5.3
Responses	523	523	520	523	487	522	521	523	523



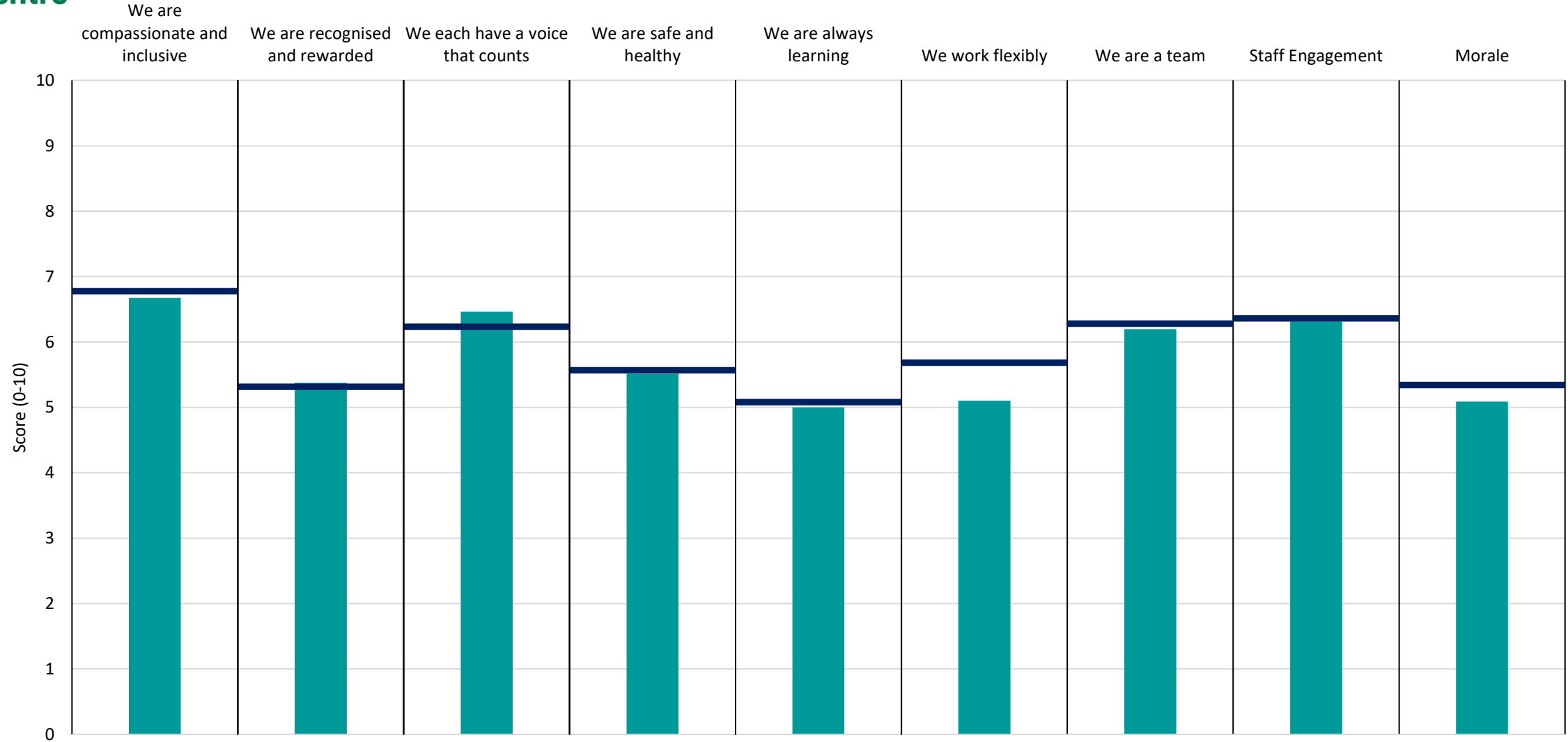
Breakdown	6.9	5.7	6.4	6.3	5.0	6.3	6.4	6.5	5.8
Your org	6.8	5.3	6.2	5.6	5.1	5.7	6.3	6.4	5.3
Responses	875	868	862	867	837	864	874	874	875



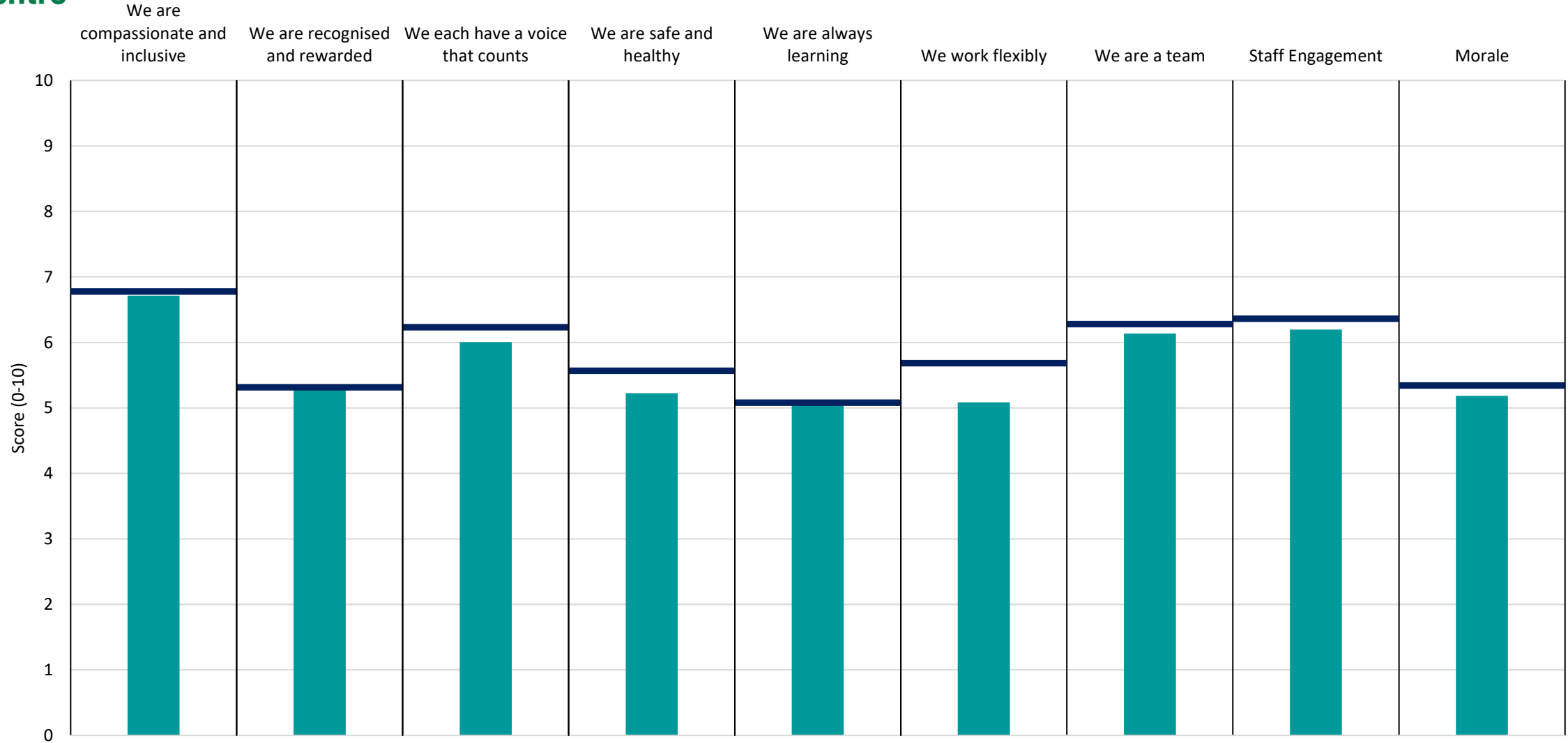
Breakdown	6.8	5.3	6.3	5.5	5.1	5.8	6.3	6.4	5.3
Your org	6.8	5.3	6.2	5.6	5.1	5.7	6.3	6.4	5.3
Responses	222	221	222	222	218	221	223	223	223



Breakdown	6.5	4.8	6.0	6.0	4.3	5.0	5.7	6.3	5.7
Your org	6.8	5.3	6.2	5.6	5.1	5.7	6.3	6.4	5.3
Responses	69	69	68	67	60	69	69	69	69



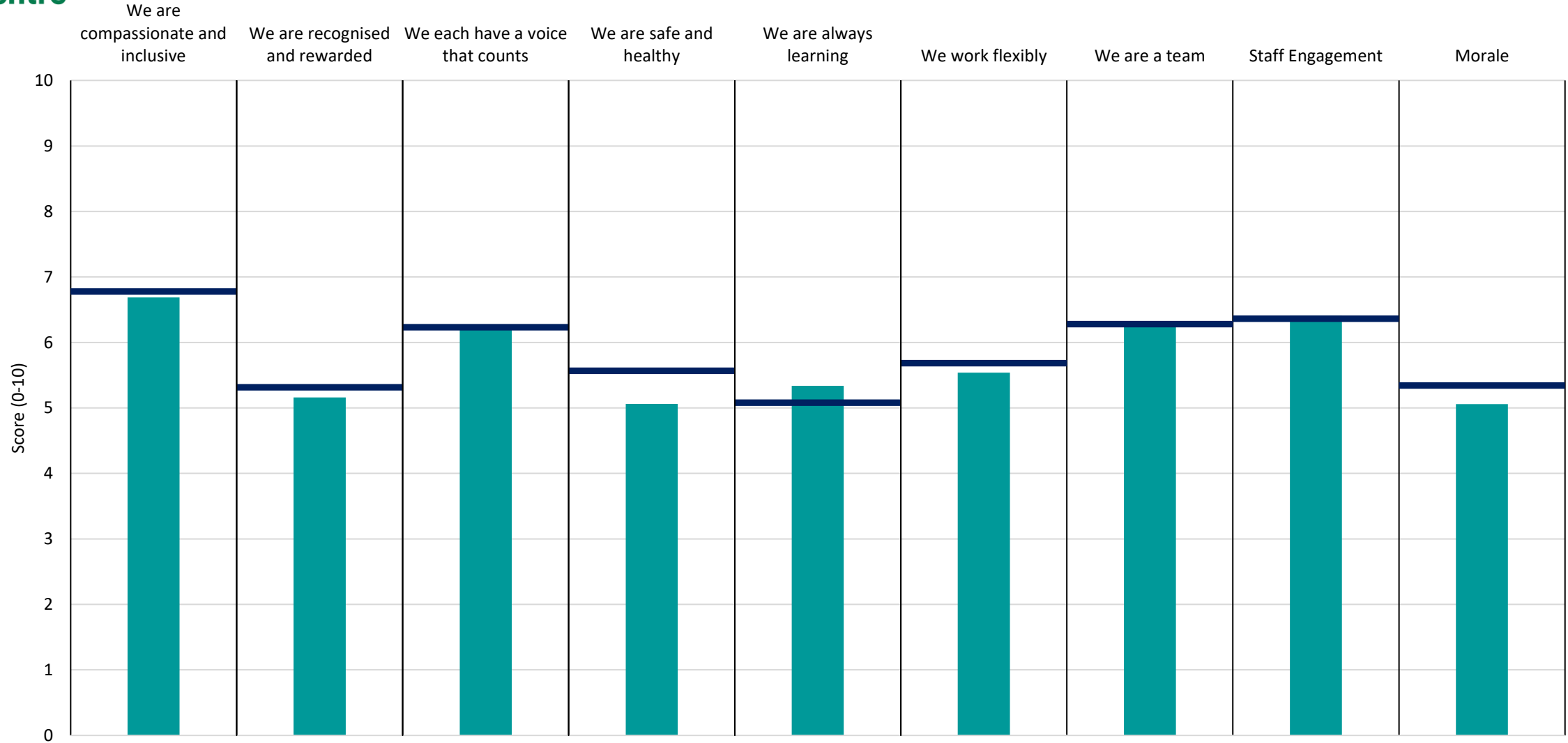
Breakdown	6.7	5.4	6.5	5.5	5.0	5.1	6.2	6.3	5.1
Your org	6.8	5.3	6.2	5.6	5.1	5.7	6.3	6.4	5.3
Responses	92	91	90	92	90	91	92	92	92



Breakdown	6.7	5.3	6.0	5.2	5.0	5.1	6.1	6.2	5.2
Your org	6.8	5.3	6.2	5.6	5.1	5.7	6.3	6.4	5.3
Responses	315	315	311	313	302	314	313	315	315



# Nursing and Midwifery Registered



Breakdown	6.7	5.2	6.3	5.1	5.3	5.5	6.3	6.4	5.1
Your org	6.8	5.3	6.2	5.6	5.1	5.7	6.3	6.4	5.3
Responses	1000	998	992	995	973	995	997	999	1000