



The Walton Centre NHS Foundation Trust

2022 NHS Staff Survey

Breakdown report

Introduction	4
People Promise element and Theme results – Breakdowns 1	5
<u>Corporate Services Directorate</u>	<u>6</u>
<u>Neurology & Long Term Care Directorate</u>	<u>7</u>
<u>Surgery & Critical Care Directorate</u>	<u>8</u>

<u>Add Prof Scientific and Technic</u>	<u>10</u>
<u>Additional Clinical Services</u>	<u>11</u>
<u>Administrative and Clerical</u>	<u>12</u>
<u>Allied Health Professionals</u>	<u>13</u>
<u>Healthcare Scientists</u>	<u>14</u>
<u>Medical and Dental</u>	<u>15</u>
<u>Nursing and Midwifery Registered</u>	<u>16</u>

This directorate report for The Walton Centre NHS Foundation Trust contains results by breakdown for People Promise element and theme results from the 2022 NHS Staff Survey. These results are compared to the unweighted average for your organisation.

Please note: It is possible that there are differences between the ‘Your org’ scores reported in this directorate report and those in the benchmark report. This is because the results in the benchmark report are weighted to allow for fair comparisons between organisations of a similar type. However, in this report comparisons are made within your organisation so the unweighted organisation result is a more appropriate point of comparison.

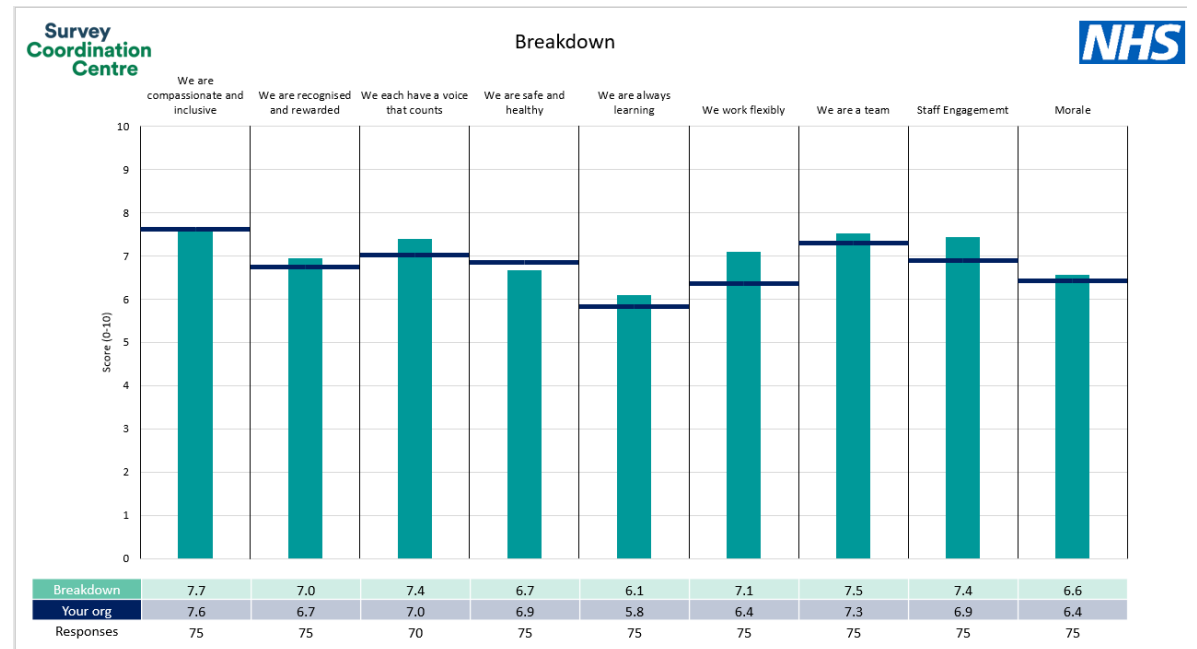
The breakdowns used in this report were provided and defined by The Walton Centre NHS Foundation Trust. Details of how the People Promise element and theme scores were calculated are included in the Technical Document, available to download from our results website.

Key features

Breakdown type and **breakdown name** are specified in the header.

Breakdown results are presented in the context of the (unweighted) **organisation average ('Your org')**, so it is easy to tell if a directorate is performing better or worse than the organisation average. For all People Promise element and theme results, a higher score is a better result than a lower score

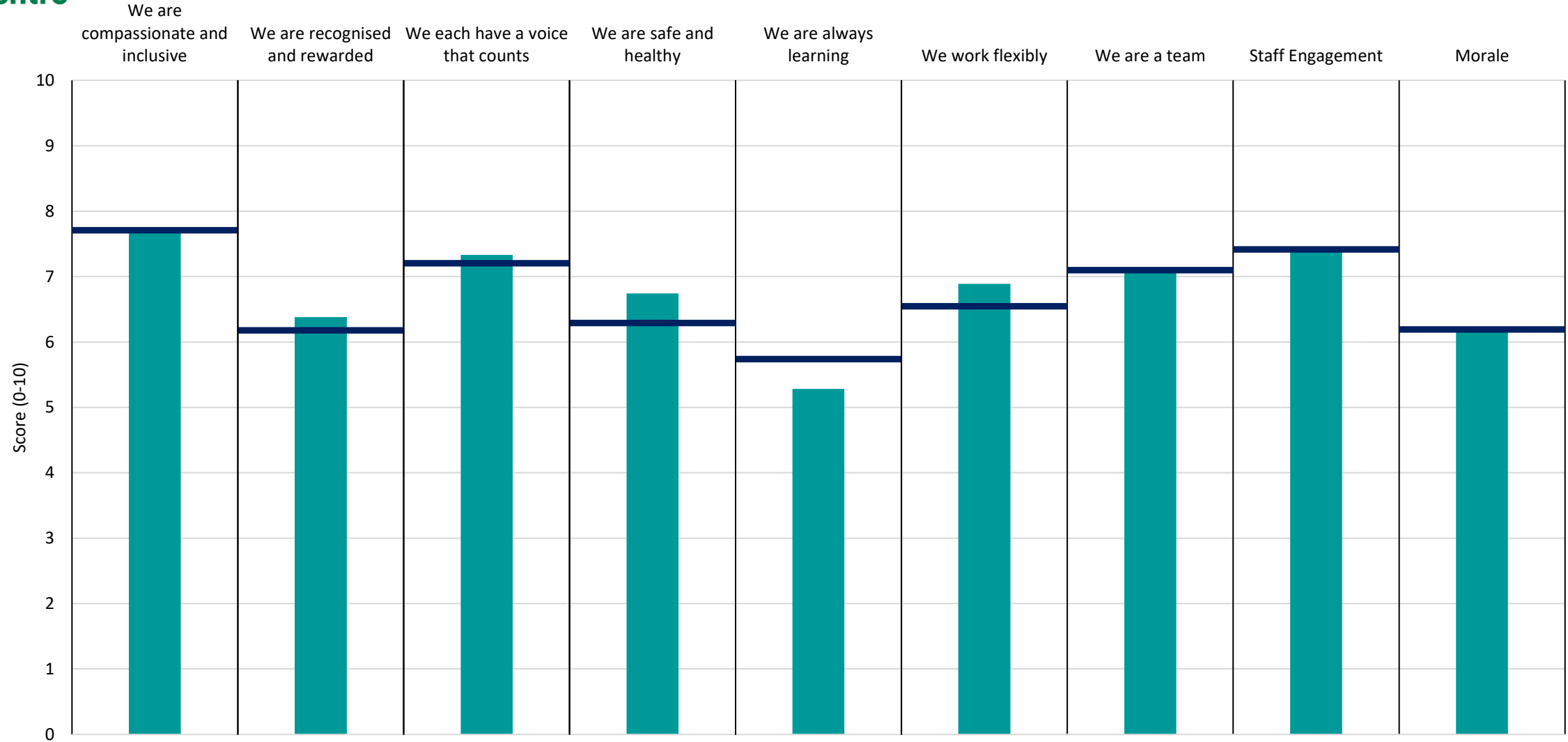
The **number of responses** feeding into each measures and sub-scores for the **given breakdown** is specified below the table containing the directorate and trust scores.



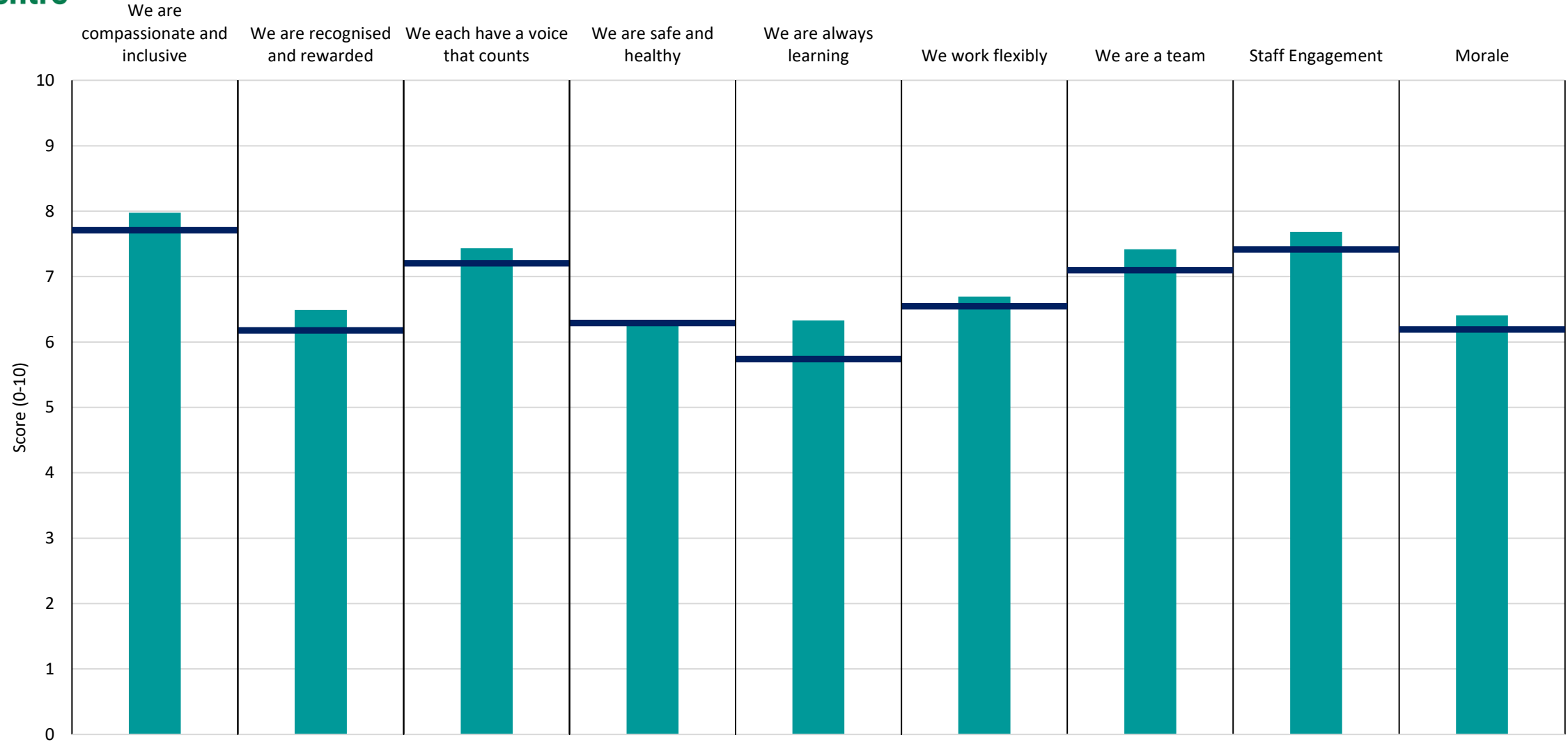
! Note: when there are less than 11 responses in a group, results are suppressed to protect staff confidentiality, for some organisations this could mean that all breakdown results are suppressed.

Breakdowns 1

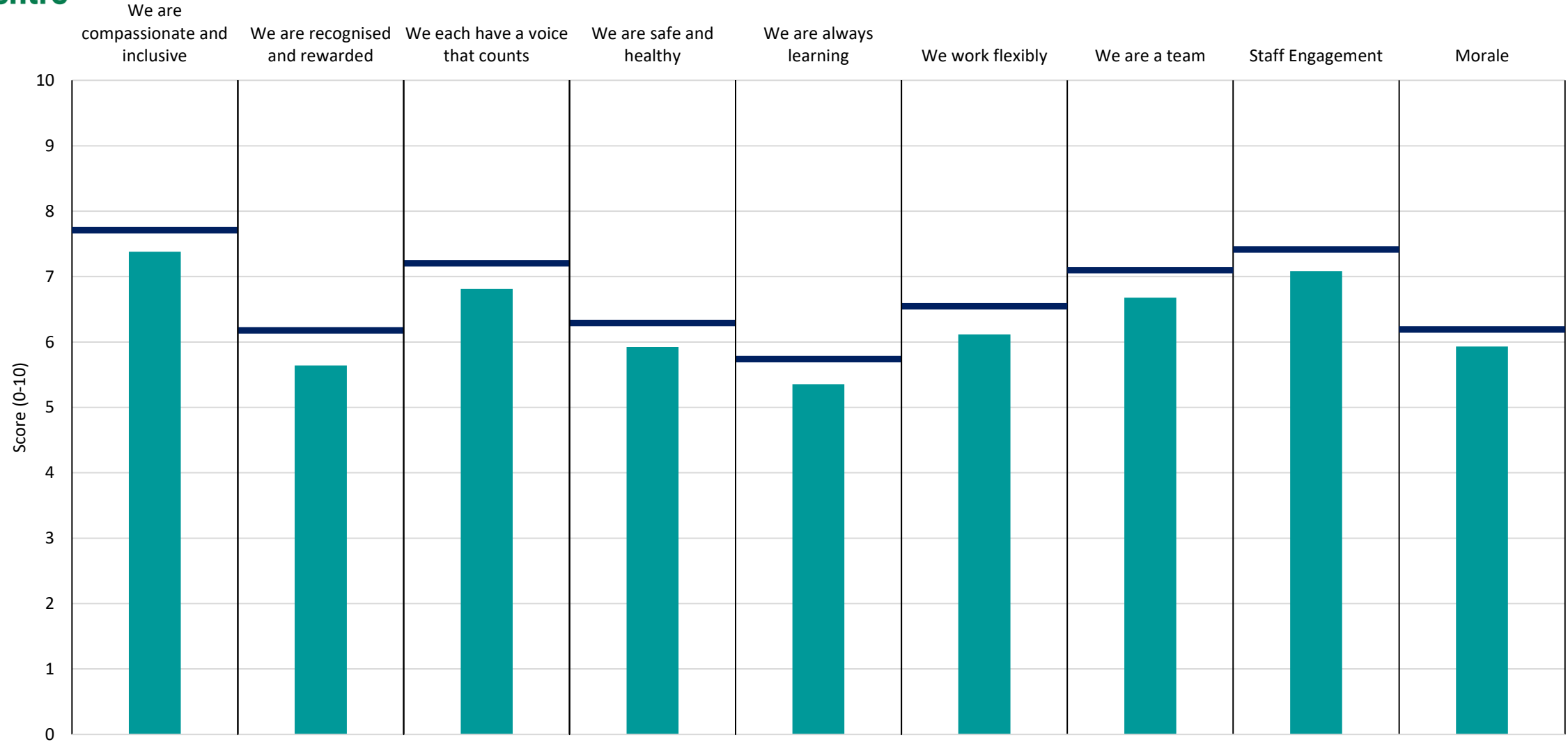
The Walton Centre NHS Foundation Trust
2022 NHS Staff Survey



Breakdown	7.7	6.4	7.3	6.7	5.3	6.9	7.1	7.4	6.2
Your org	7.7	6.2	7.2	6.3	5.7	6.5	7.1	7.4	6.2
Responses	153	153	151	150	144	153	153	153	153



Breakdown	8.0	6.5	7.4	6.3	6.3	6.7	7.4	7.7	6.4
Your org	7.7	6.2	7.2	6.3	5.7	6.5	7.1	7.4	6.2
Responses	252	252	248	252	230	249	251	253	253

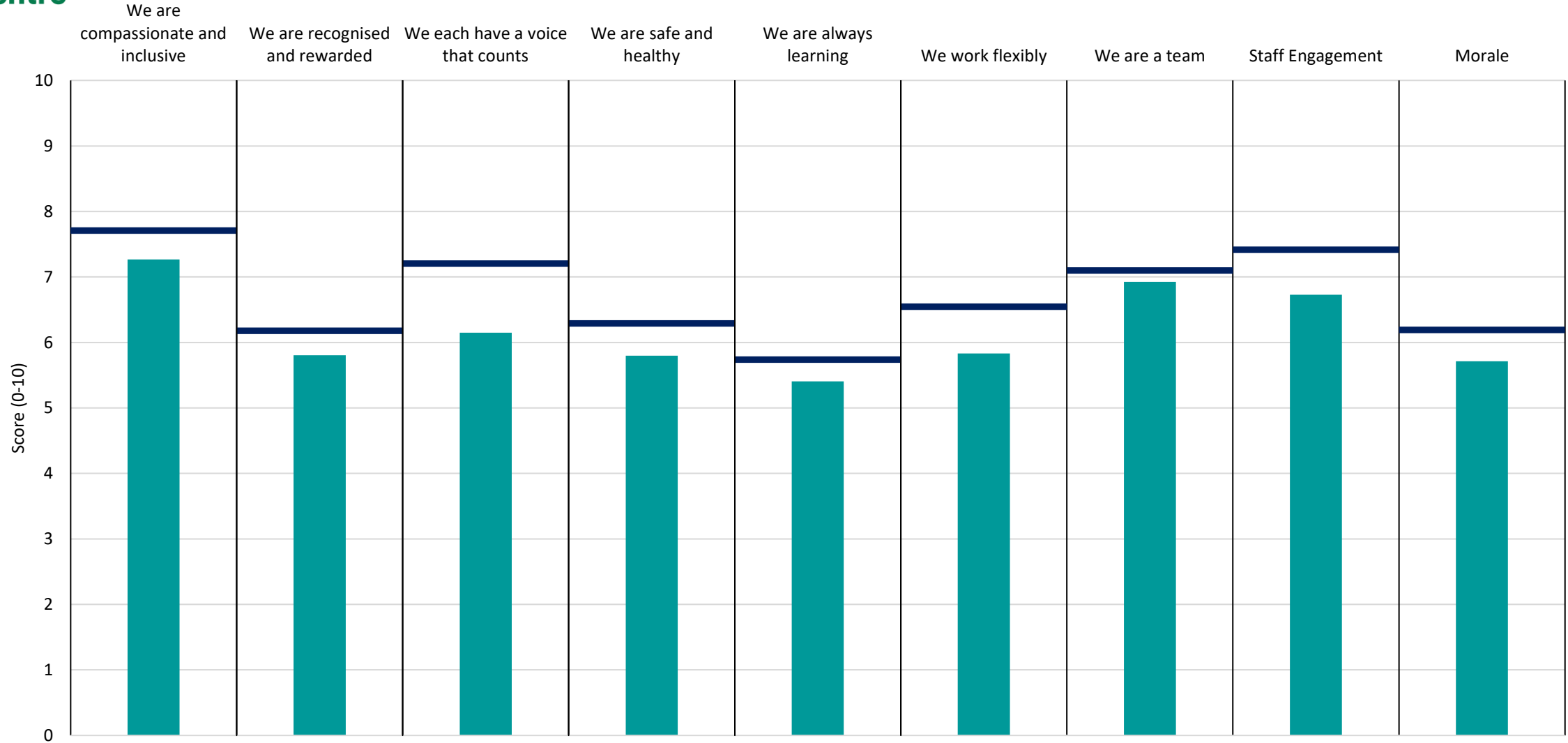


Breakdown	7.4	5.6	6.8	5.9	5.4	6.1	6.7	7.1	5.9
Your org	7.7	6.2	7.2	6.3	5.7	6.5	7.1	7.4	6.2
Responses	206	206	193	201	182	205	205	205	206

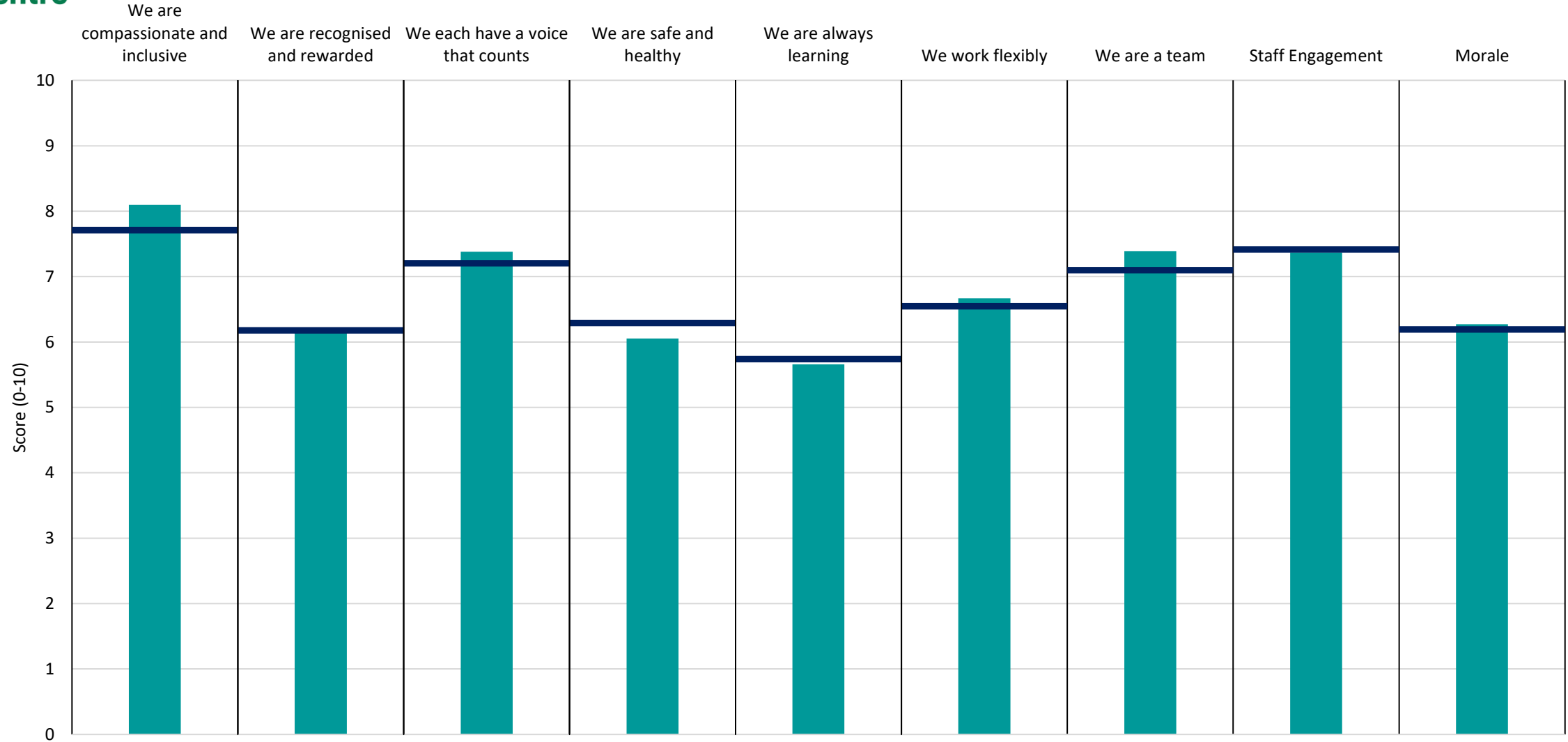
Breakdowns 2

The Walton Centre NHS Foundation Trust
2022 NHS Staff Survey

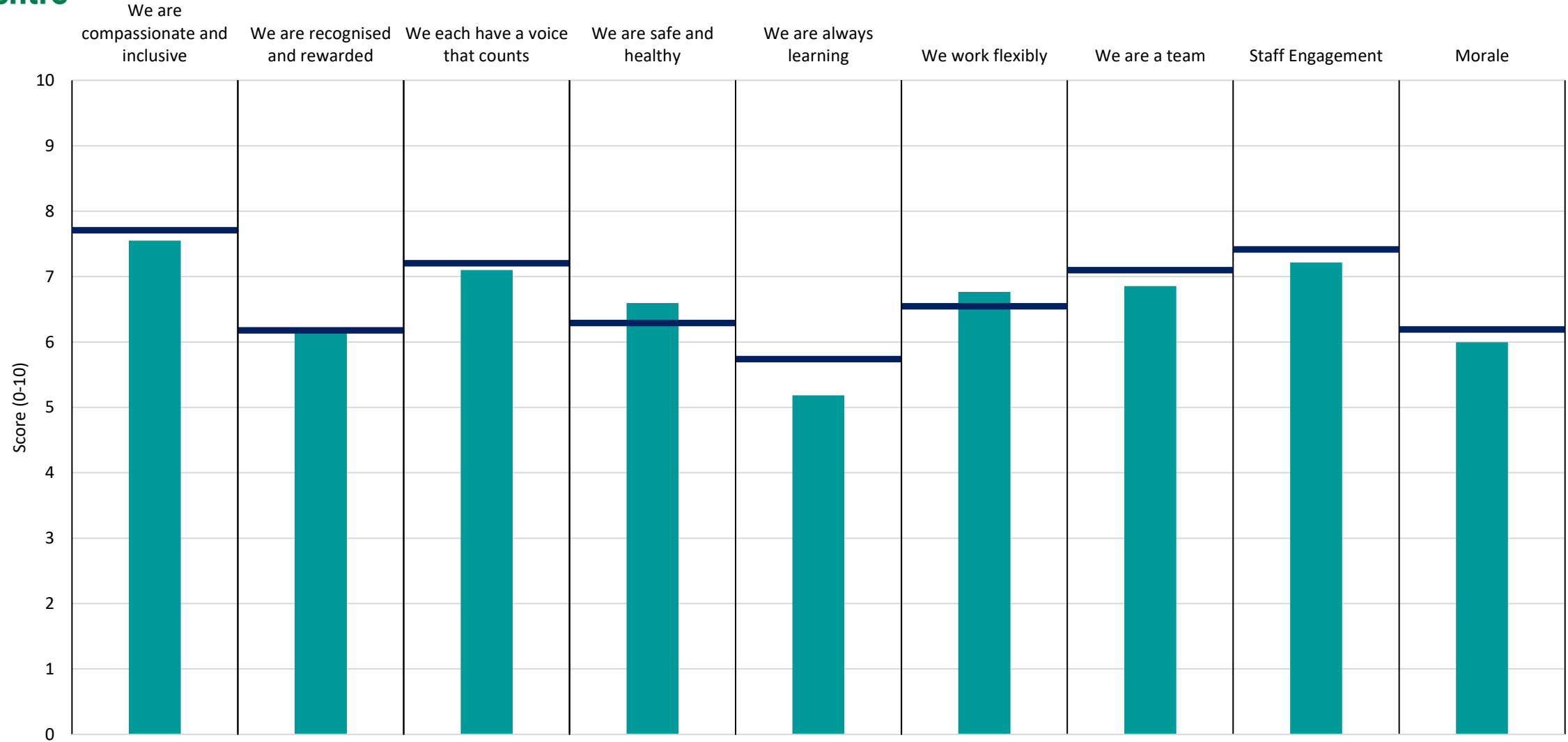
Add Prof Scientific and Technic



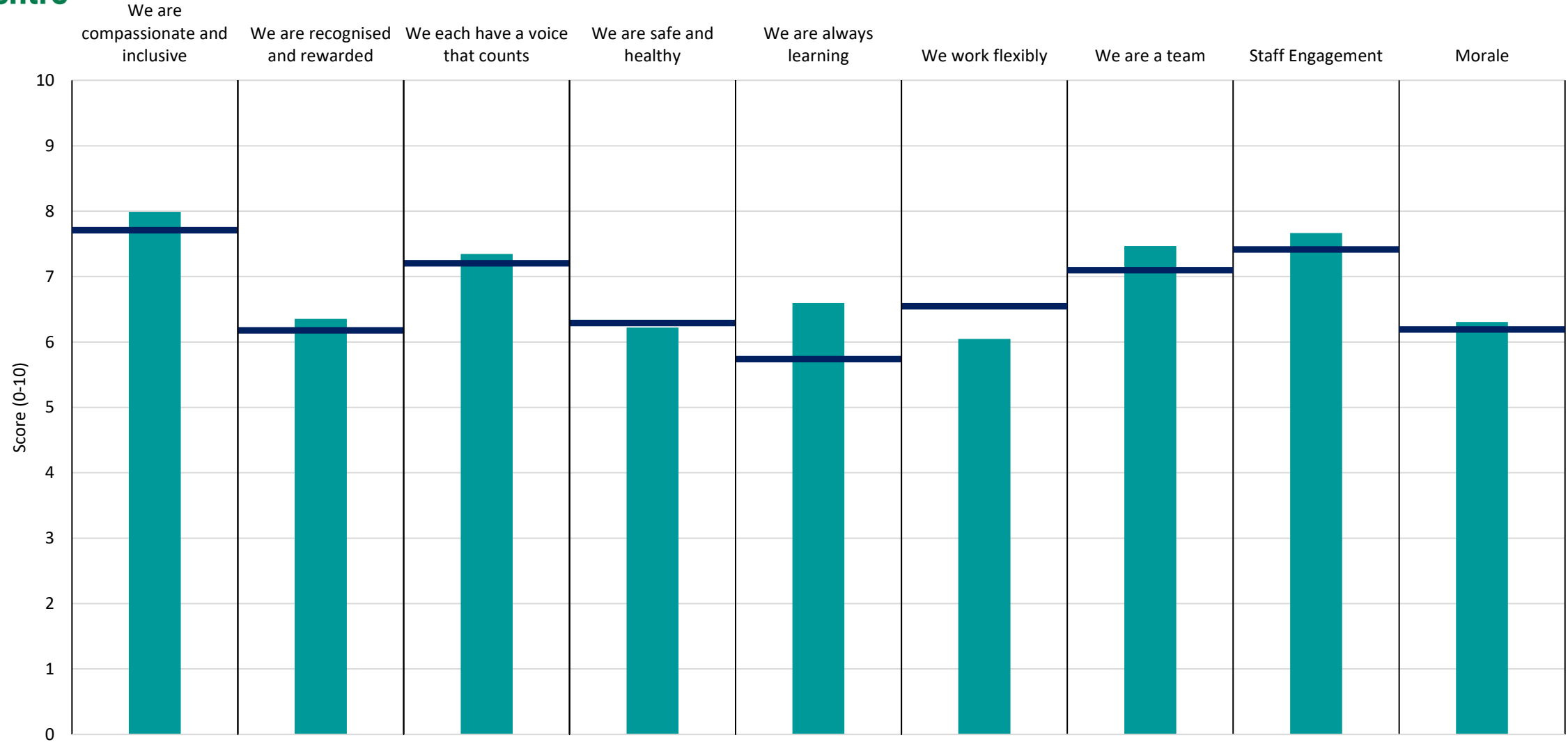
Breakdown	7.3	5.8	6.1	5.8	5.4	5.8	6.9	6.7	5.7
Your org	7.7	6.2	7.2	6.3	5.7	6.5	7.1	7.4	6.2
Responses	18	18	16	17	16	18	18	18	18



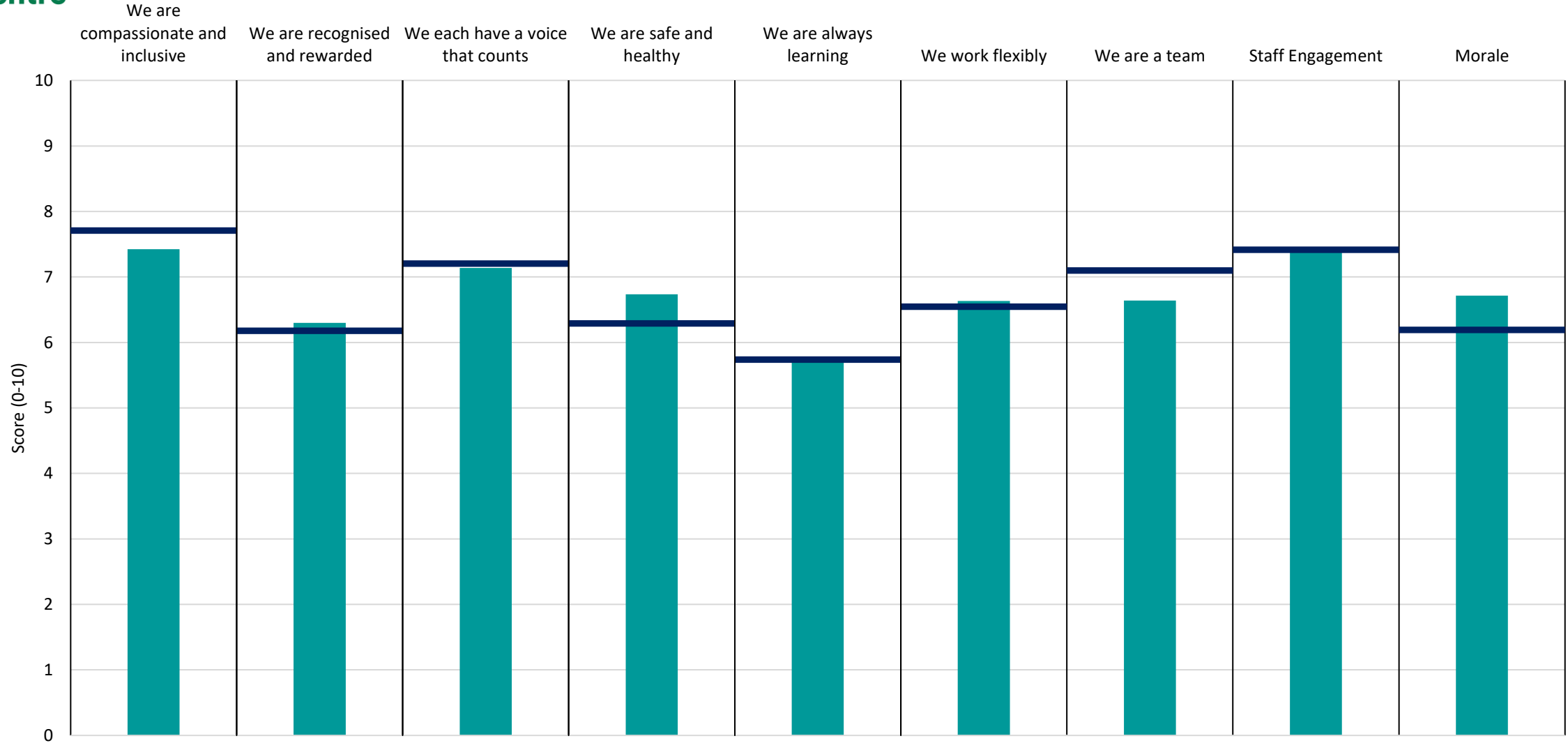
Breakdown	8.1	6.2	7.4	6.1	5.7	6.7	7.4	7.4	6.3
Your org	7.7	6.2	7.2	6.3	5.7	6.5	7.1	7.4	6.2
Responses	96	96	86	95	75	94	96	95	96



Breakdown	7.5	6.2	7.1	6.6	5.2	6.8	6.9	7.2	6.0
Your org	7.7	6.2	7.2	6.3	5.7	6.5	7.1	7.4	6.2
Responses	185	186	183	183	176	185	186	186	186

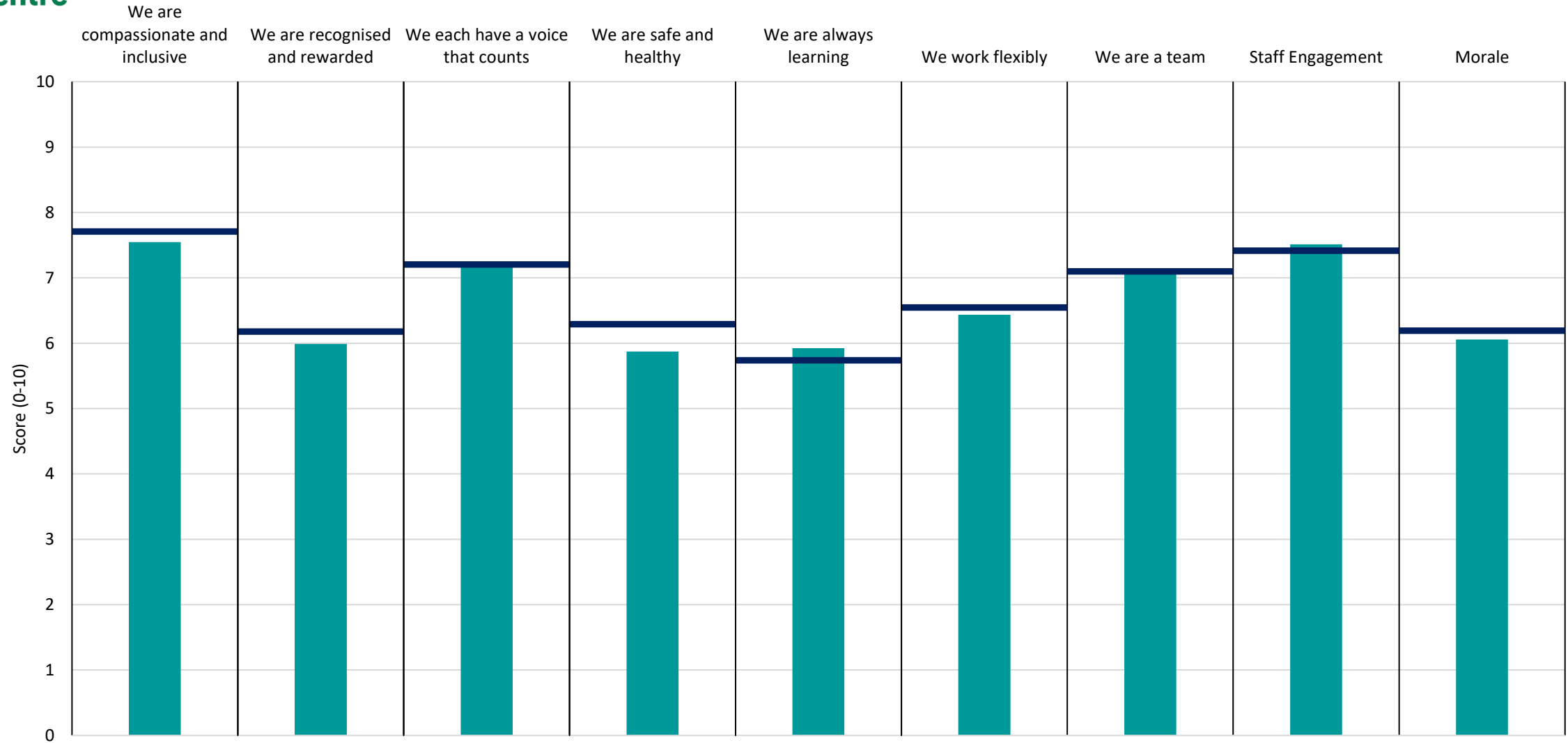


Breakdown	8.0	6.4	7.3	6.2	6.6	6.0	7.5	7.7	6.3
Your org	7.7	6.2	7.2	6.3	5.7	6.5	7.1	7.4	6.2
Responses	93	92	92	92	89	92	93	93	93



Breakdown	7.4	6.3	7.1	6.7	5.8	6.6	6.6	7.4	6.7
Your org	7.7	6.2	7.2	6.3	5.7	6.5	7.1	7.4	6.2
Responses	48	48	48	48	46	48	47	48	48

Nursing and Midwifery Registered



Breakdown	7.5	6.0	7.2	5.9	5.9	6.4	7.1	7.5	6.1
Your org	7.7	6.2	7.2	6.3	5.7	6.5	7.1	7.4	6.2
Responses	148	148	144	145	133	147	147	148	148