



Royal Cornwall Hospitals NHS Trust

2022 NHS Staff Survey

Breakdown report

| | |
|---|-----------|
| Introduction | 4 |
| People Promise element and Theme results – Breakdowns 1 | 5 |
| <u>Add Prof Scientific and Technic</u> | <u>6</u> |
| <u>Additional Clinical Services</u> | <u>7</u> |
| <u>Administrative and Clerical</u> | <u>8</u> |
| <u>Allied Health Professionals</u> | <u>9</u> |
| <u>Estates and Ancillary</u> | <u>10</u> |
| <u>Healthcare Scientists</u> | <u>11</u> |
| <u>Medical and Dental</u> | <u>12</u> |
| <u>Nursing and Midwifery Registered</u> | <u>13</u> |

| | |
|--|----|
| <u>Anaesthetics Critical Care & Theatres</u> | 15 |
| <u>Clinical Support</u> | 16 |
| <u>Corporate</u> | 17 |
| <u>General Surgery & Cancer</u> | 18 |
| <u>Specialist Medicine</u> | 19 |
| <u>Specialist Services & Surgery</u> | 20 |
| <u>Trauma & Orthopaedics Service/St Michaels</u> | 21 |
| <u>Urgent Emergency & Eldercare</u> | 22 |
| <u>West Cornwall Hospital</u> | 23 |
| <u>Women Children & HIV Services</u> | 24 |

This directorate report for Royal Cornwall Hospitals NHS Trust contains results by breakdown for People Promise element and theme results from the 2022 NHS Staff Survey. These results are compared to the unweighted average for your organisation.

Please note: It is possible that there are differences between the ‘Your org’ scores reported in this directorate report and those in the benchmark report. This is because the results in the benchmark report are weighted to allow for fair comparisons between organisations of a similar type. However, in this report comparisons are made within your organisation so the unweighted organisation result is a more appropriate point of comparison.

The breakdowns used in this report were provided and defined by Royal Cornwall Hospitals NHS Trust. Details of how the People Promise element and theme scores were calculated are included in the Technical Document, available to download from our results website.

Key features

Breakdown type and **breakdown name** are specified in the header.

Breakdown results are presented in the context of the (unweighted) **organisation average ('Your org')**, so it is easy to tell if a directorate is performing better or worse than the organisation average. For all People Promise element and theme results, a higher score is a better result than a lower score

The **number of responses** feeding into each measures and sub-scores for the **given breakdown** is specified below the table containing the directorate and trust scores.

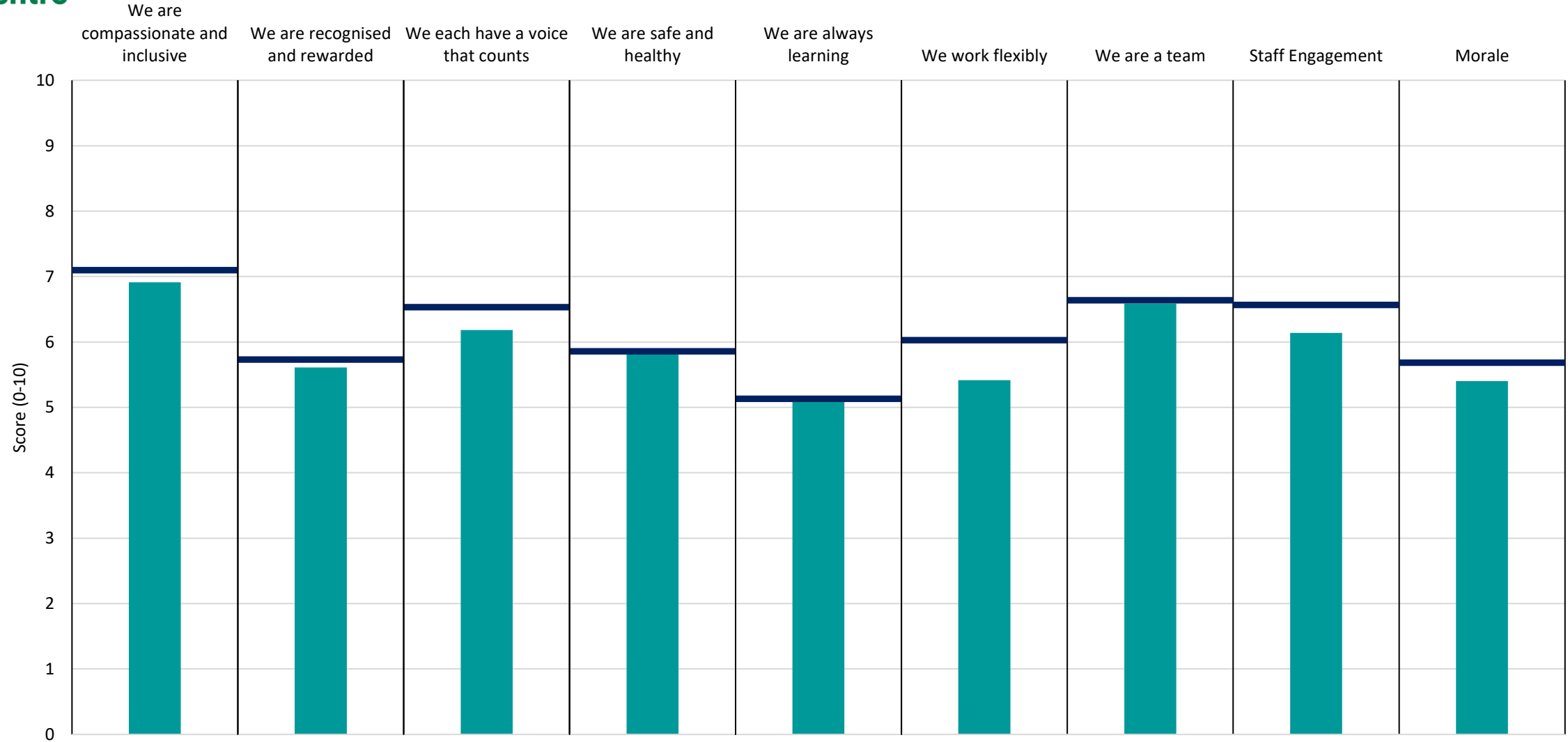


! Note: when there are less than 11 responses in a group, results are suppressed to protect staff confidentiality, for some organisations this could mean that all breakdown results are suppressed.

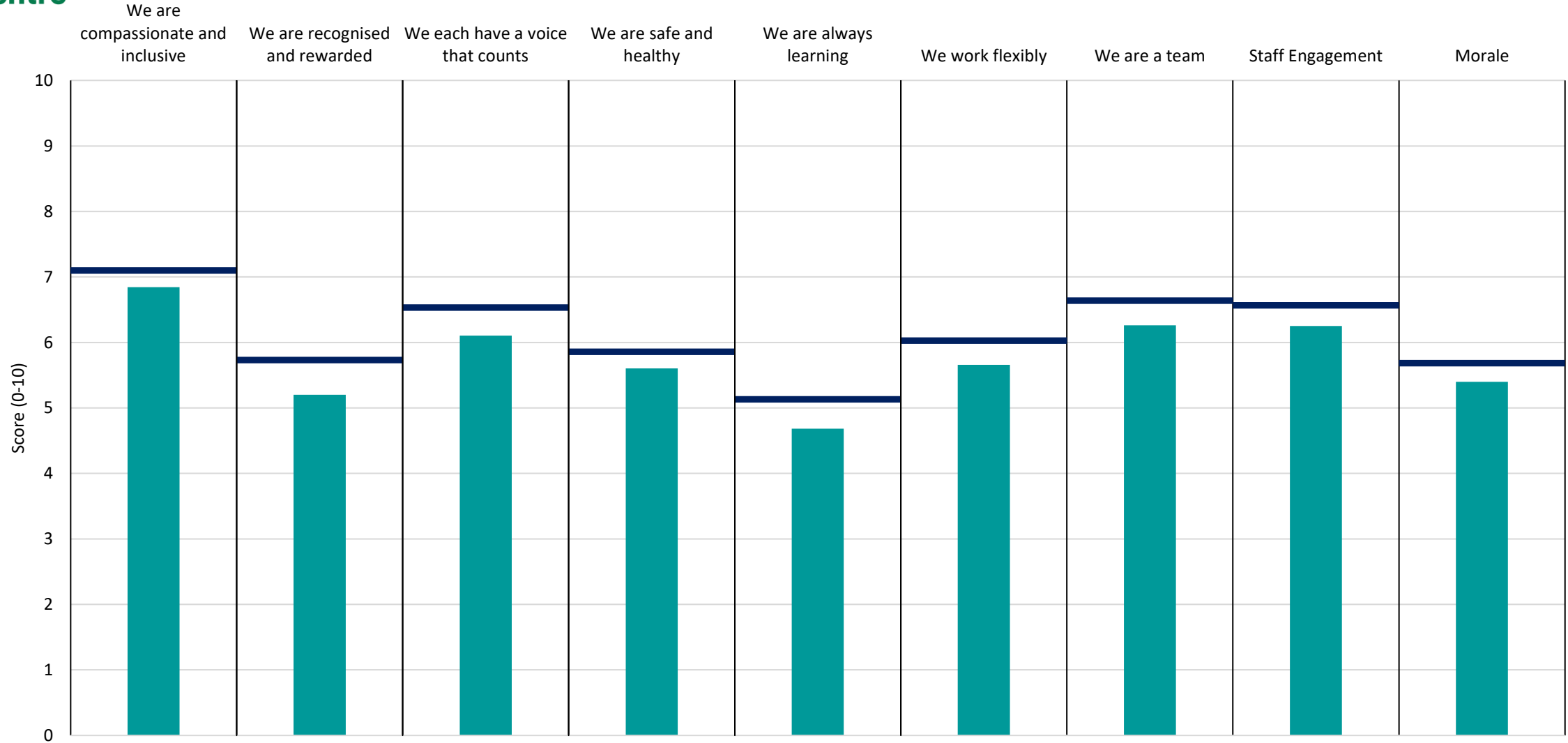
Breakdowns 1

Royal Cornwall Hospitals NHS Trust
2022 NHS Staff Survey

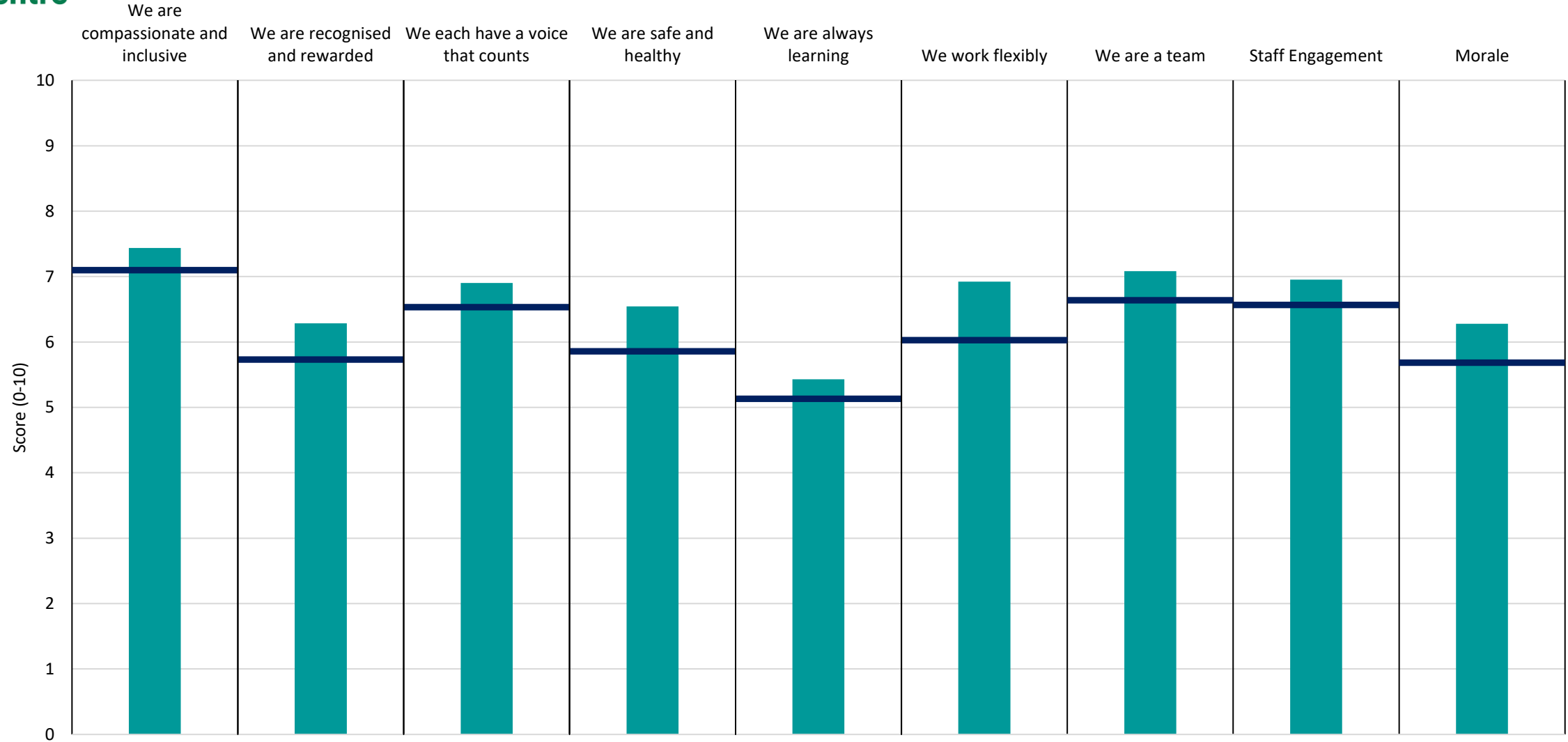
Add Prof Scientific and Technic



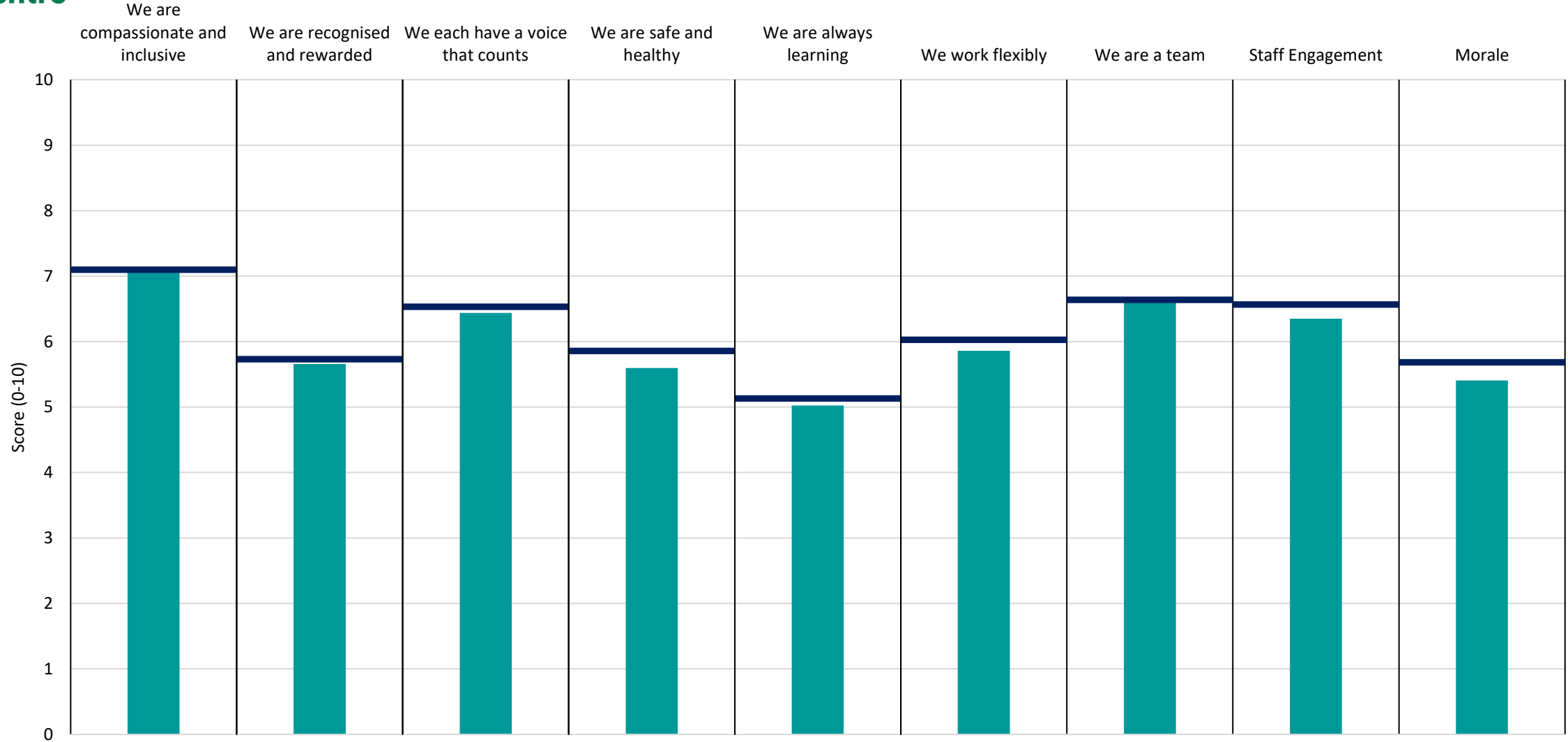
| | | | | | | | | | |
|-----------|-----|-----|-----|-----|-----|-----|-----|-----|-----|
| Breakdown | 6.9 | 5.6 | 6.2 | 5.9 | 5.1 | 5.4 | 6.6 | 6.1 | 5.4 |
| Your org | 7.1 | 5.7 | 6.5 | 5.9 | 5.1 | 6.0 | 6.6 | 6.6 | 5.7 |
| Responses | 118 | 118 | 118 | 118 | 115 | 116 | 118 | 118 | 118 |



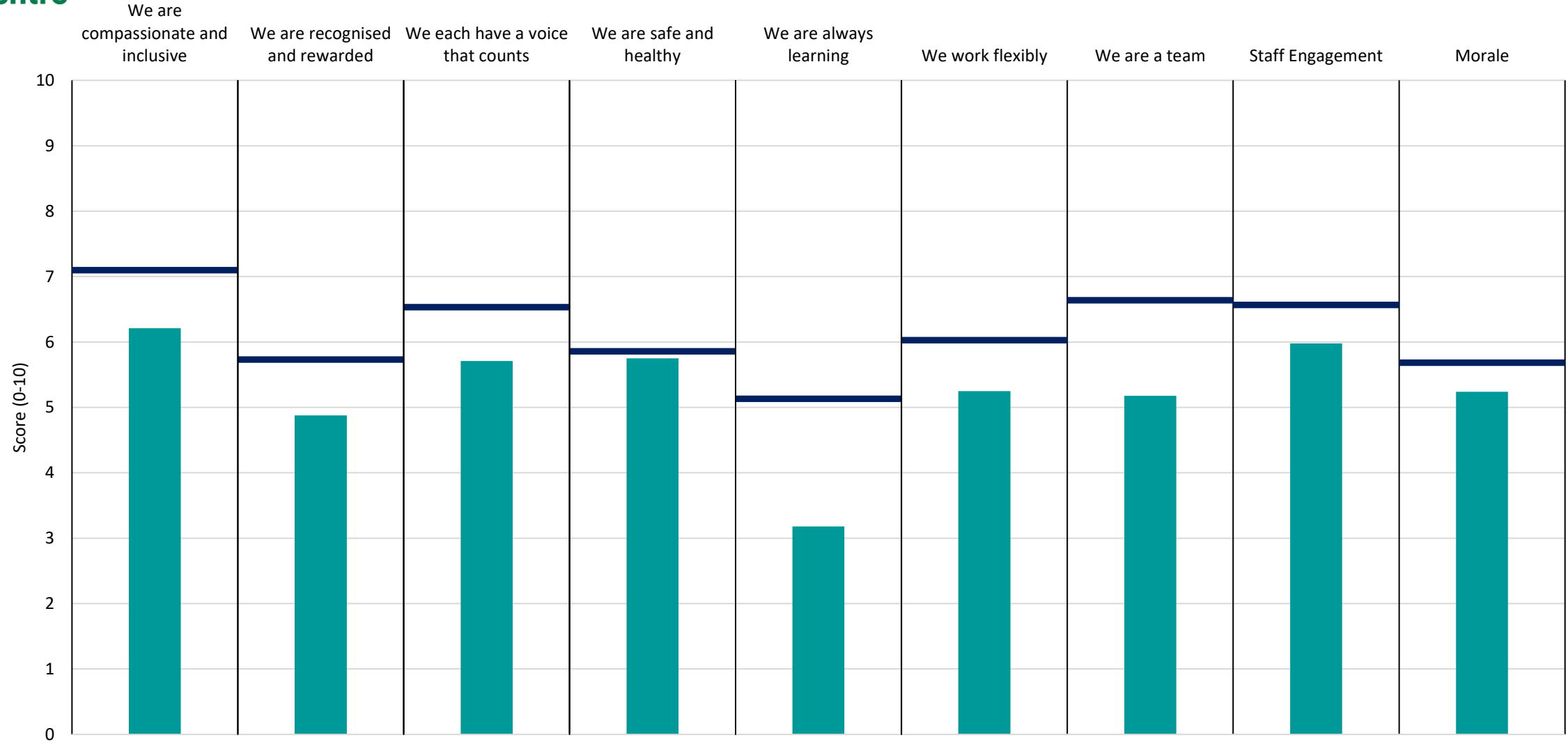
| | | | | | | | | | |
|-----------|-----|-----|-----|-----|-----|-----|-----|-----|-----|
| Breakdown | 6.8 | 5.2 | 6.1 | 5.6 | 4.7 | 5.7 | 6.3 | 6.3 | 5.4 |
| Your org | 7.1 | 5.7 | 6.5 | 5.9 | 5.1 | 6.0 | 6.6 | 6.6 | 5.7 |
| Responses | 468 | 468 | 464 | 466 | 442 | 466 | 468 | 468 | 468 |



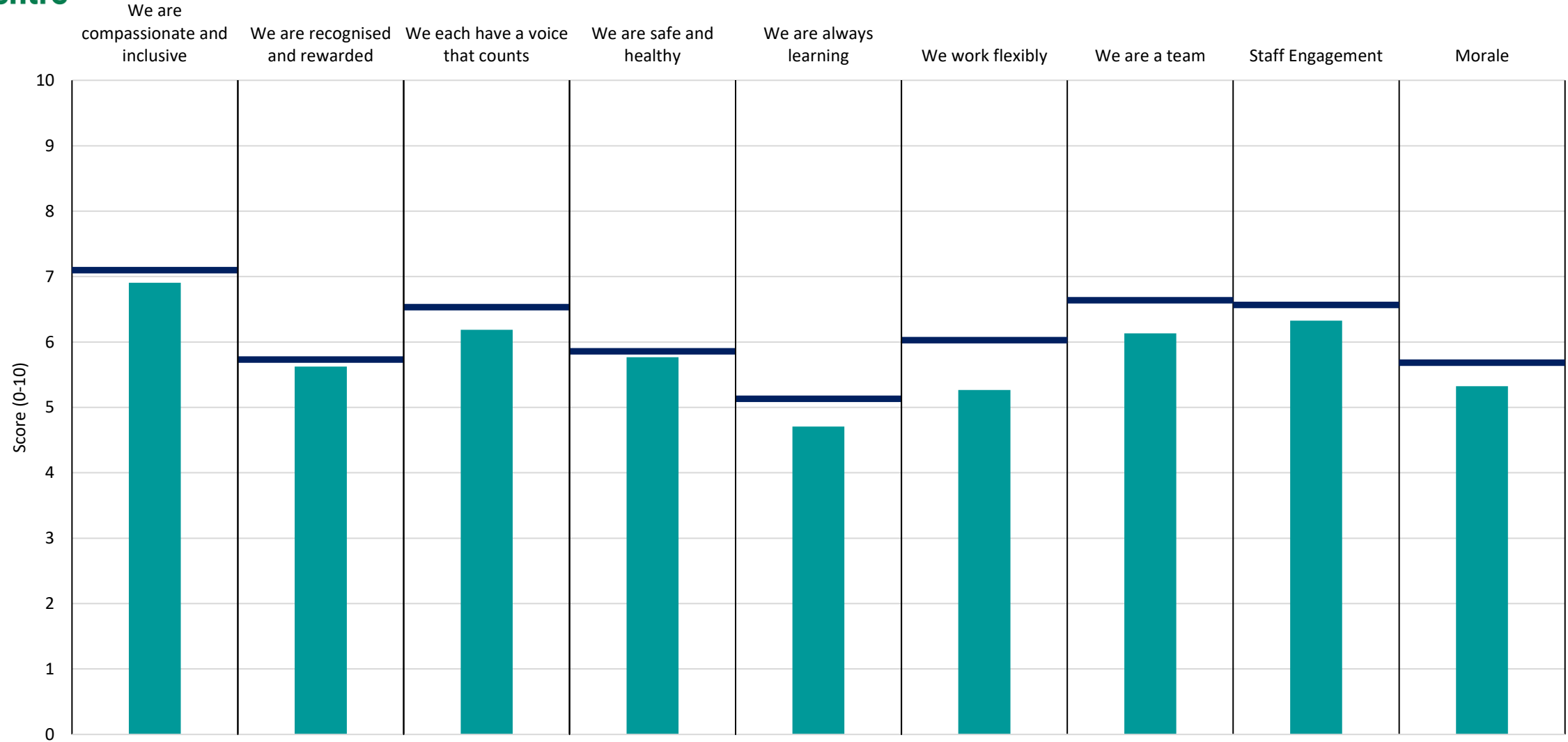
| | | | | | | | | | |
|-----------|------|------|------|------|------|------|------|------|------|
| Breakdown | 7.4 | 6.3 | 6.9 | 6.5 | 5.4 | 6.9 | 7.1 | 7.0 | 6.3 |
| Your org | 7.1 | 5.7 | 6.5 | 5.9 | 5.1 | 6.0 | 6.6 | 6.6 | 5.7 |
| Responses | 1051 | 1047 | 1039 | 1048 | 1011 | 1042 | 1050 | 1051 | 1051 |



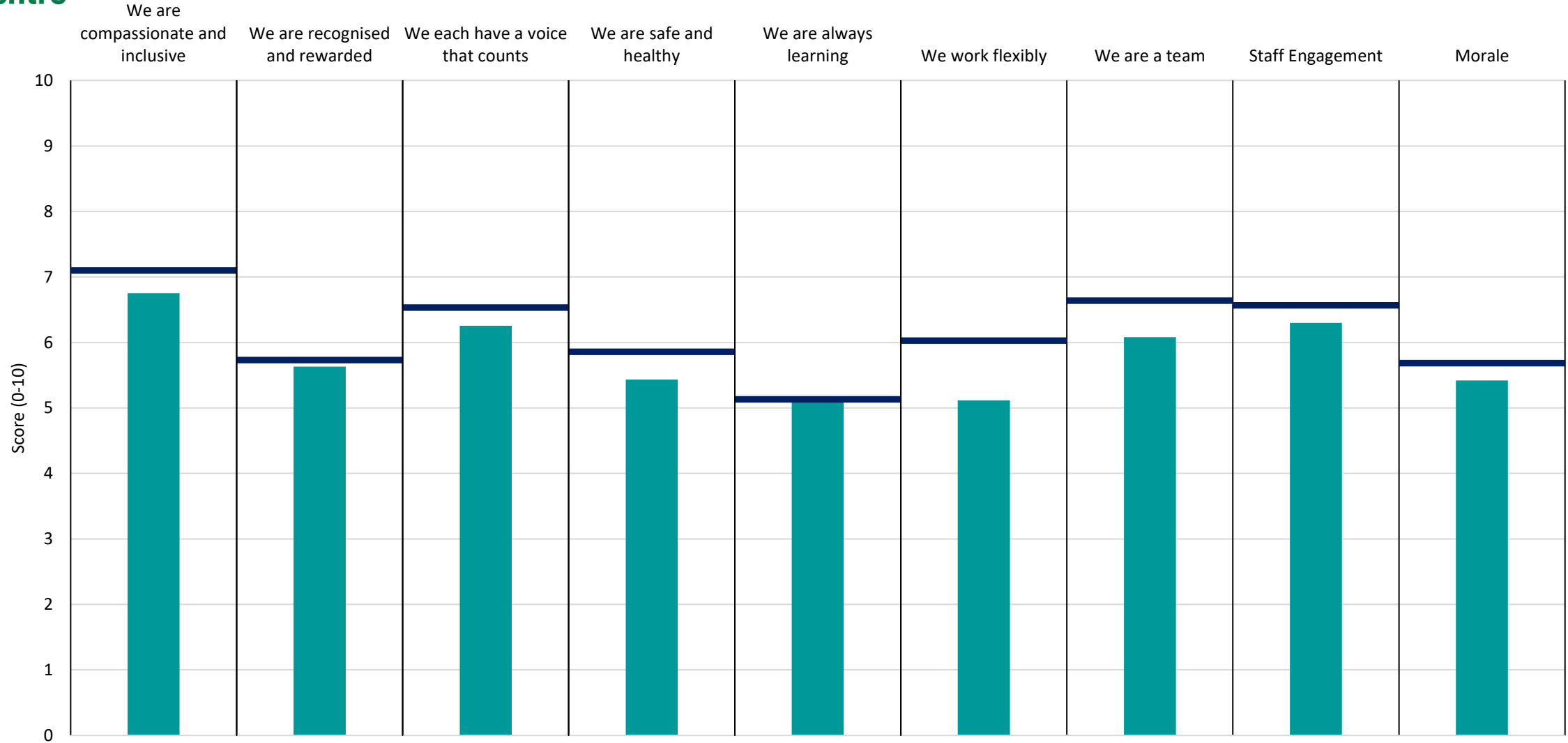
| | | | | | | | | | |
|-----------|-----|-----|-----|-----|-----|-----|-----|-----|-----|
| Breakdown | 7.1 | 5.7 | 6.4 | 5.6 | 5.0 | 5.9 | 6.6 | 6.4 | 5.4 |
| Your org | 7.1 | 5.7 | 6.5 | 5.9 | 5.1 | 6.0 | 6.6 | 6.6 | 5.7 |
| Responses | 259 | 259 | 256 | 256 | 255 | 258 | 257 | 258 | 258 |



| | | | | | | | | | |
|-----------|-----|-----|-----|-----|-----|-----|-----|-----|-----|
| Breakdown | 6.2 | 4.9 | 5.7 | 5.8 | 3.2 | 5.2 | 5.2 | 6.0 | 5.2 |
| Your org | 7.1 | 5.7 | 6.5 | 5.9 | 5.1 | 6.0 | 6.6 | 6.6 | 5.7 |
| Responses | 137 | 141 | 131 | 134 | 125 | 138 | 139 | 140 | 141 |

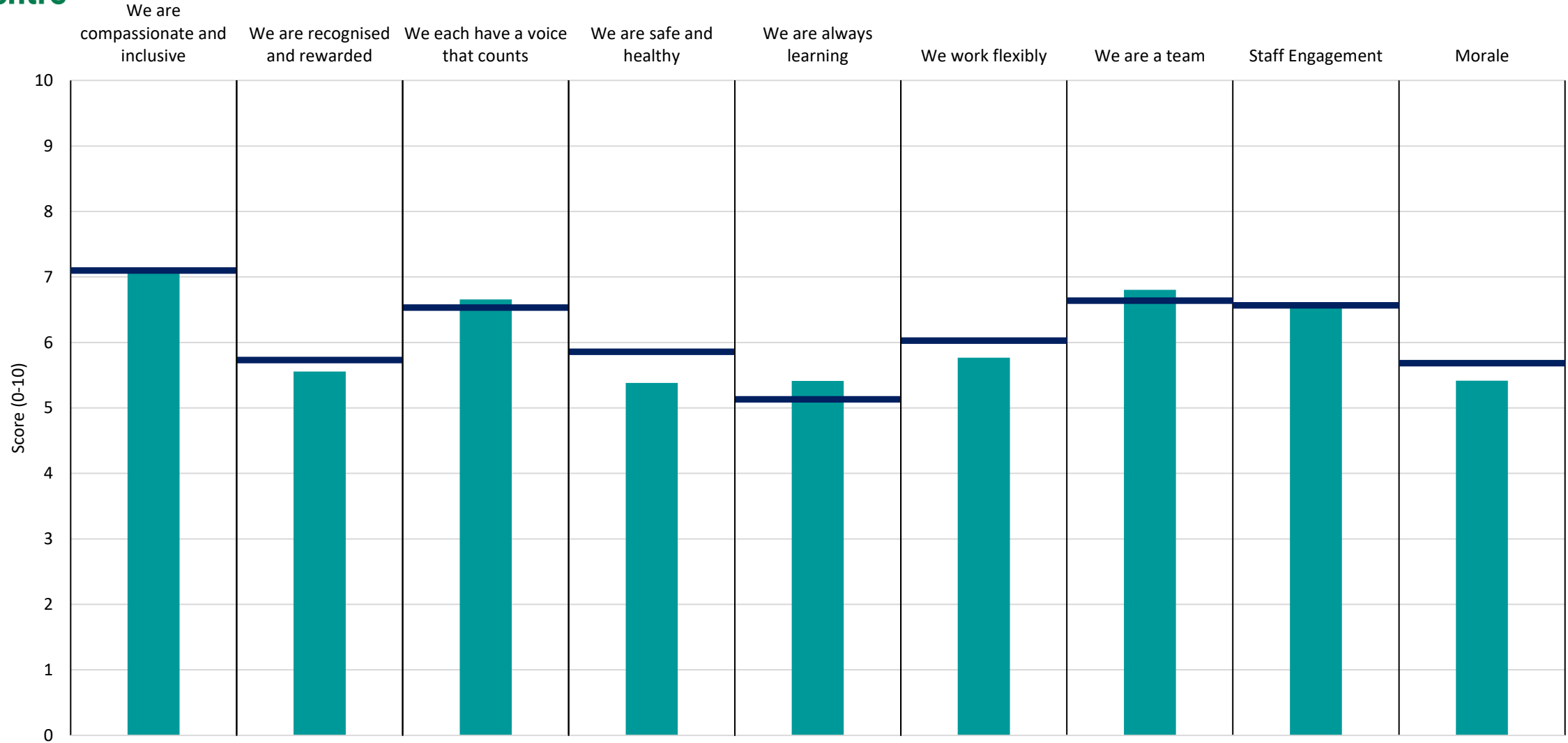


| | | | | | | | | | |
|-----------|-----|-----|-----|-----|-----|-----|-----|-----|-----|
| Breakdown | 6.9 | 5.6 | 6.2 | 5.8 | 4.7 | 5.3 | 6.1 | 6.3 | 5.3 |
| Your org | 7.1 | 5.7 | 6.5 | 5.9 | 5.1 | 6.0 | 6.6 | 6.6 | 5.7 |
| Responses | 86 | 85 | 86 | 86 | 84 | 85 | 86 | 86 | 86 |



| | | | | | | | | | |
|-----------|-----|-----|-----|-----|-----|-----|-----|-----|-----|
| Breakdown | 6.8 | 5.6 | 6.3 | 5.4 | 5.1 | 5.1 | 6.1 | 6.3 | 5.4 |
| Your org | 7.1 | 5.7 | 6.5 | 5.9 | 5.1 | 6.0 | 6.6 | 6.6 | 5.7 |
| Responses | 295 | 295 | 293 | 296 | 280 | 295 | 295 | 296 | 296 |

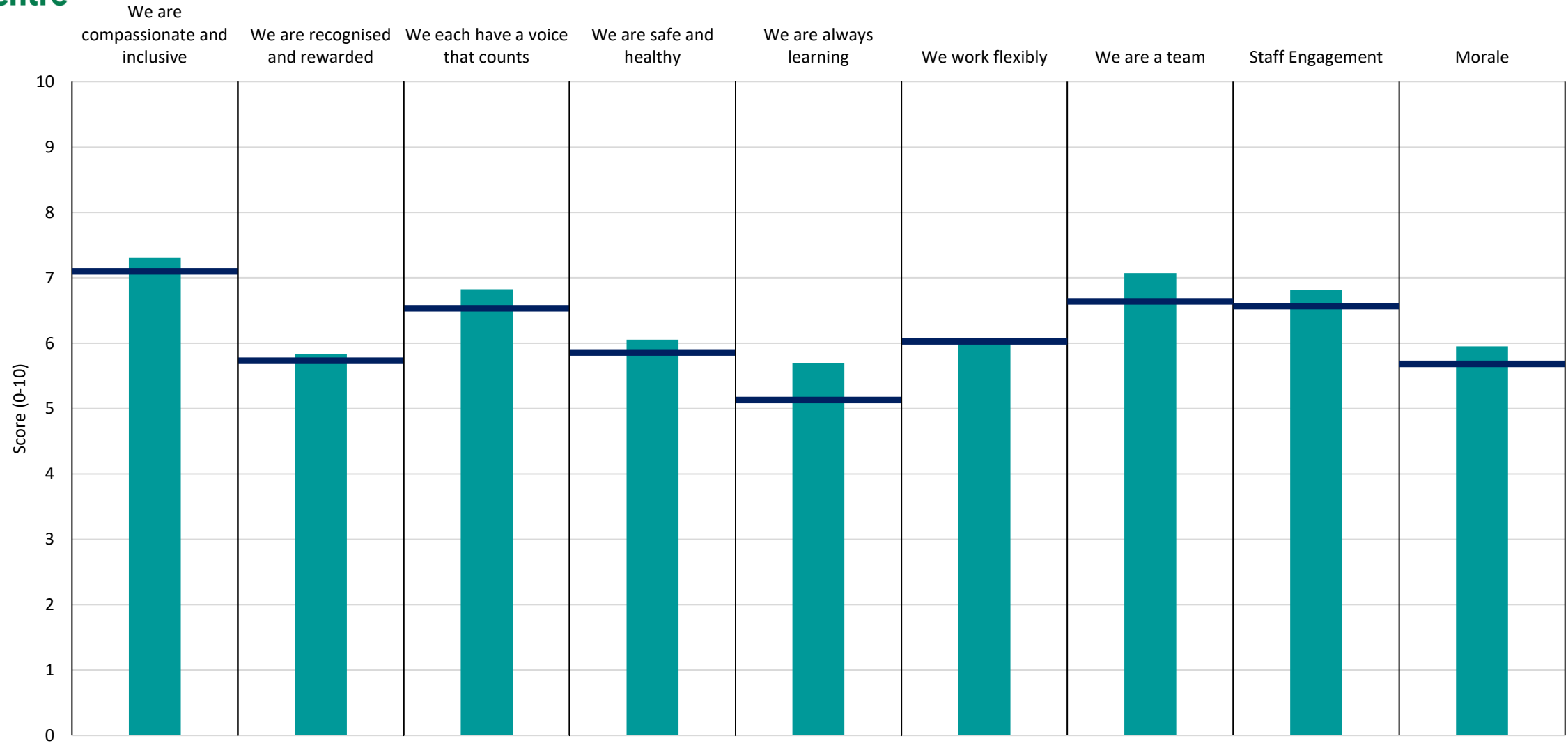
Nursing and Midwifery Registered



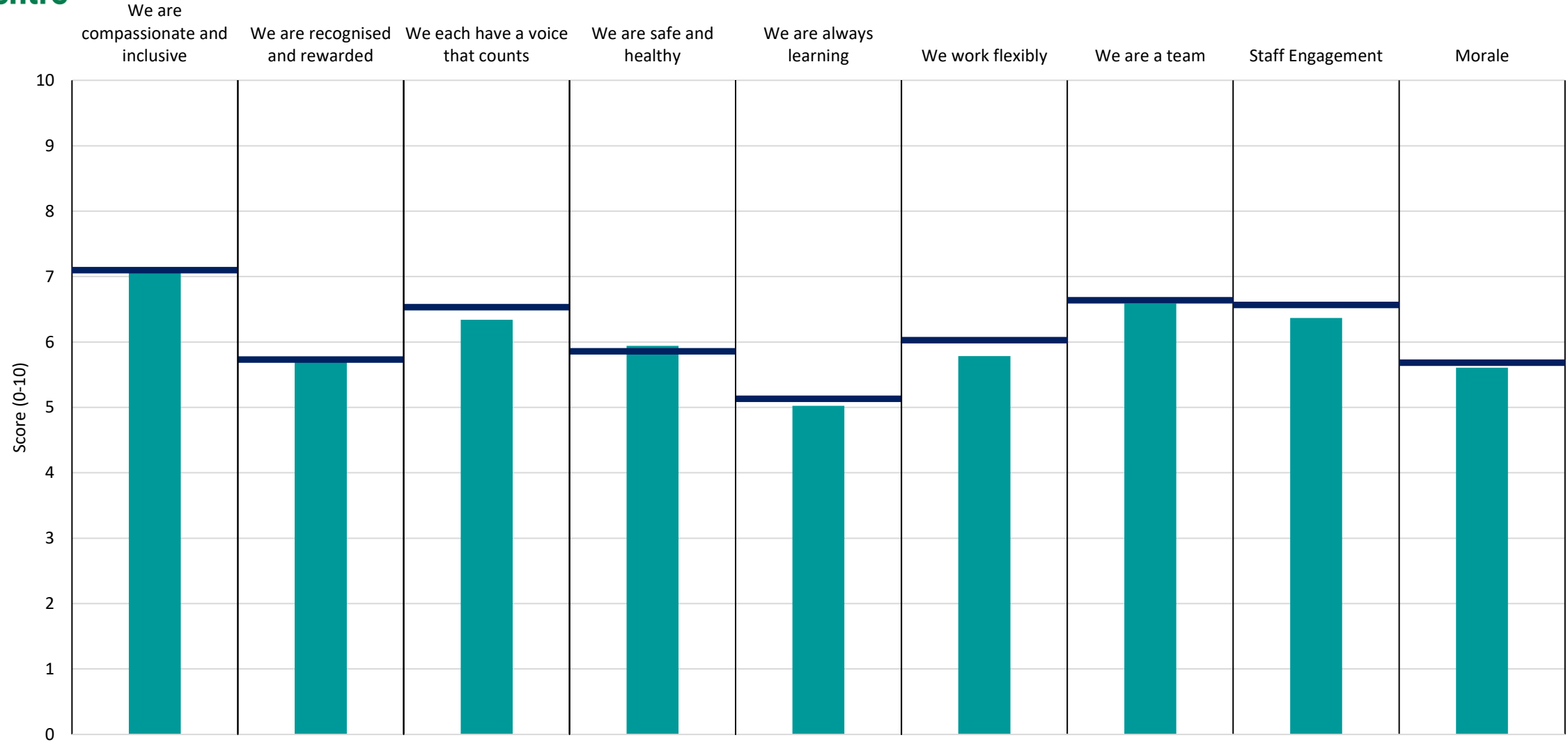
| | | | | | | | | | |
|-----------|-----|-----|-----|-----|-----|-----|-----|-----|-----|
| Breakdown | 7.1 | 5.6 | 6.7 | 5.4 | 5.4 | 5.8 | 6.8 | 6.6 | 5.4 |
| Your org | 7.1 | 5.7 | 6.5 | 5.9 | 5.1 | 6.0 | 6.6 | 6.6 | 5.7 |
| Responses | 802 | 800 | 800 | 801 | 774 | 798 | 800 | 801 | 802 |

Breakdowns 2

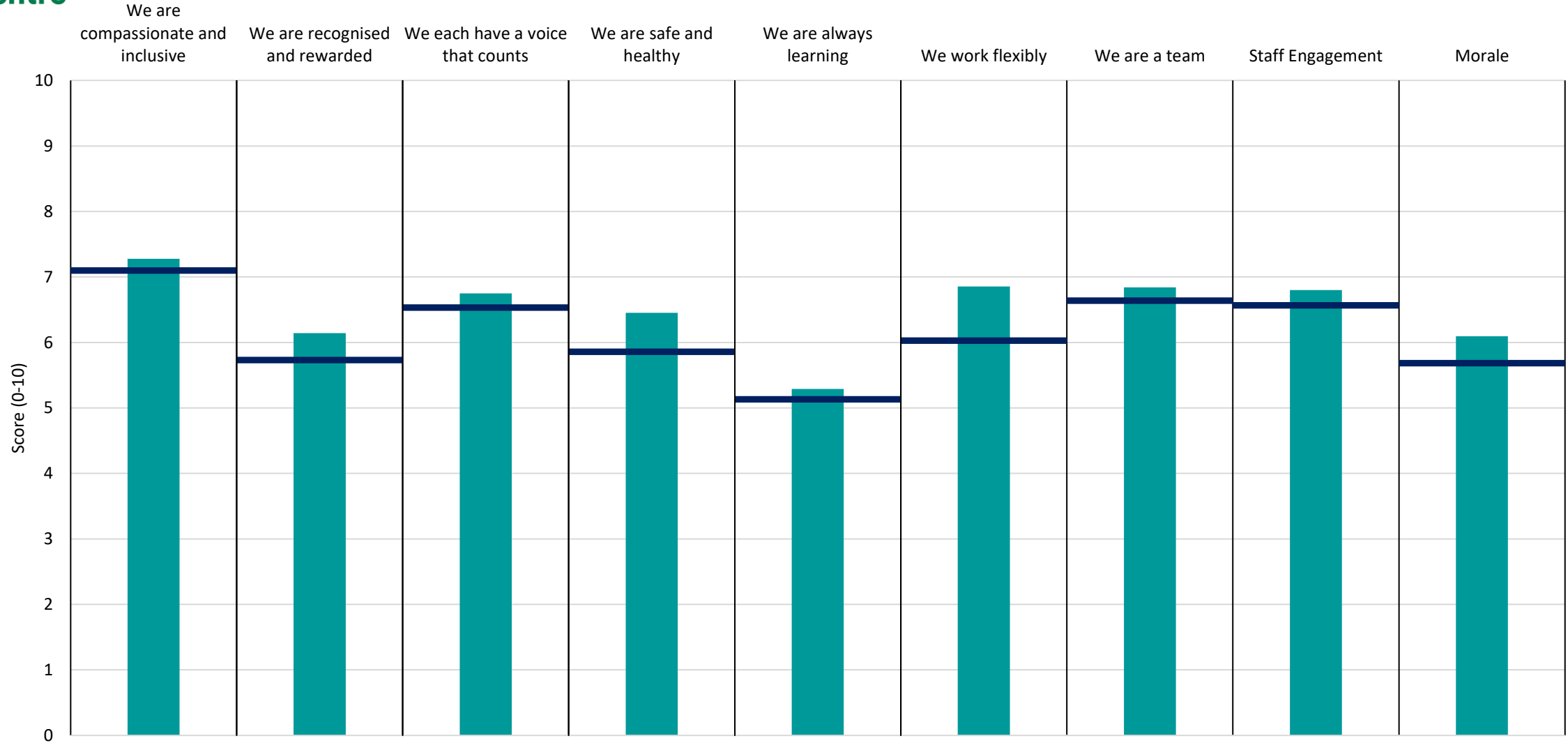
Royal Cornwall Hospitals NHS Trust
2022 NHS Staff Survey



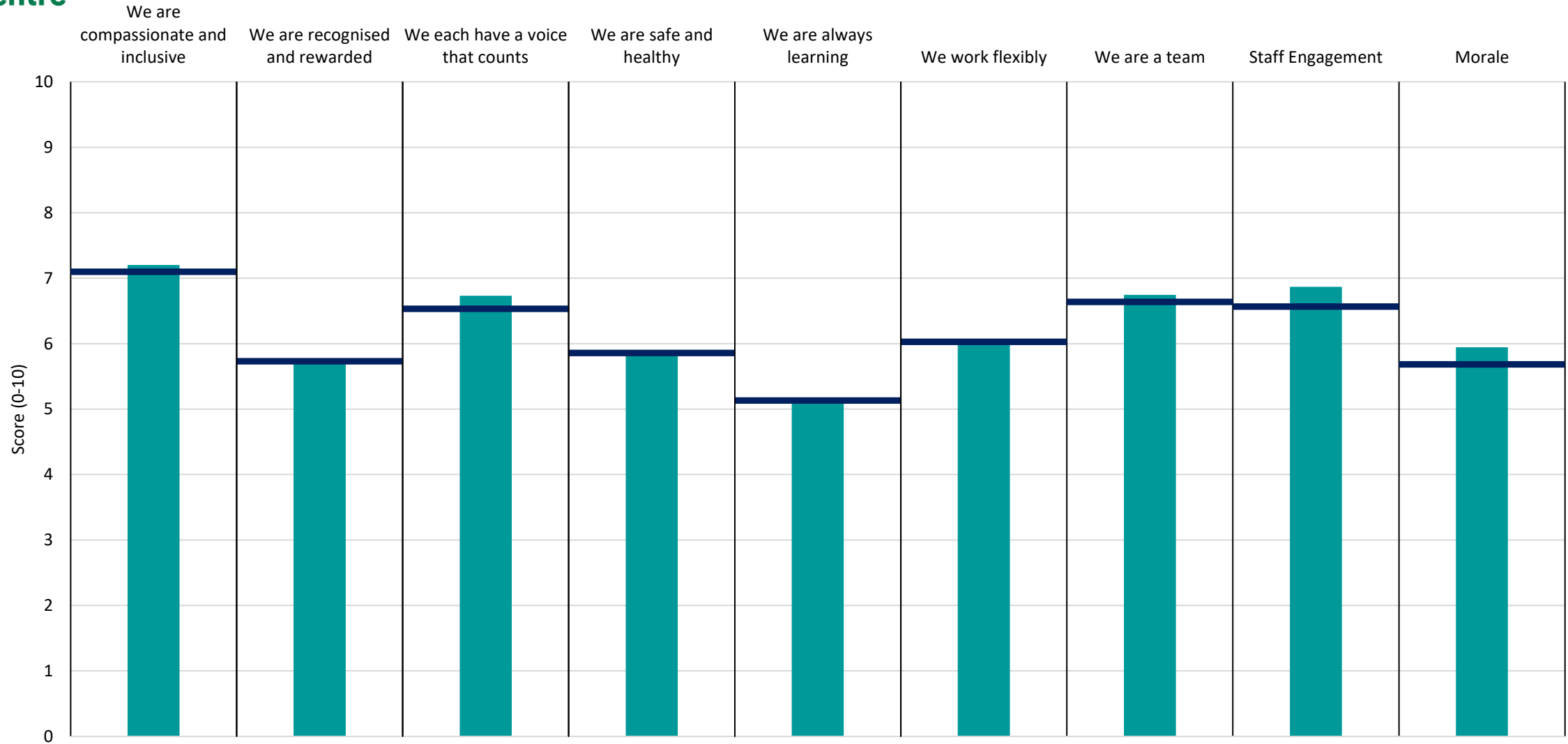
| | | | | | | | | | |
|-----------|-----|-----|-----|-----|-----|-----|-----|-----|-----|
| Breakdown | 7.3 | 5.8 | 6.8 | 6.1 | 5.7 | 6.0 | 7.1 | 6.8 | 6.0 |
| Your org | 7.1 | 5.7 | 6.5 | 5.9 | 5.1 | 6.0 | 6.6 | 6.6 | 5.7 |
| Responses | 228 | 228 | 224 | 226 | 222 | 227 | 227 | 227 | 228 |



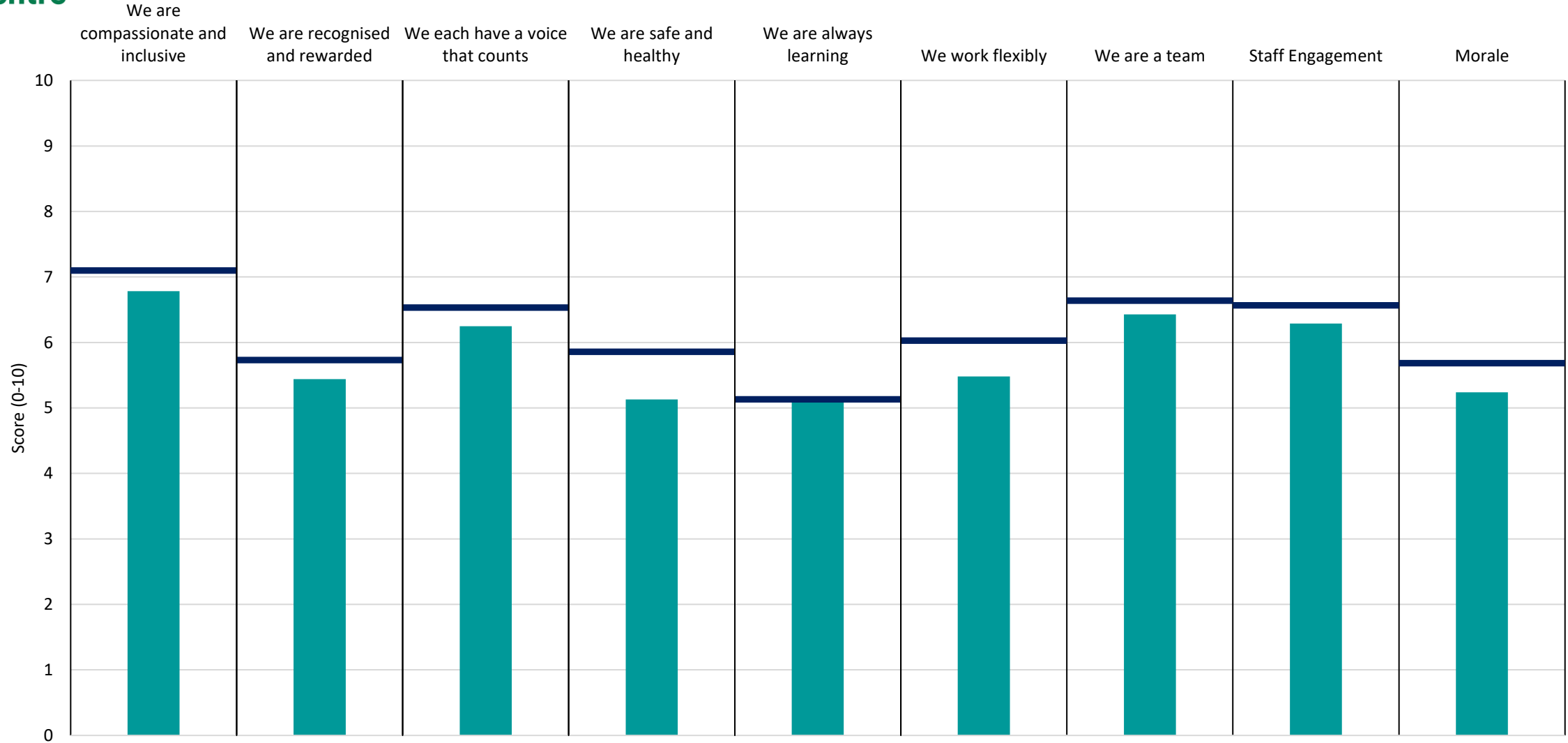
| | | | | | | | | | |
|-----------|-----|-----|-----|-----|-----|-----|-----|-----|-----|
| Breakdown | 7.1 | 5.7 | 6.3 | 5.9 | 5.0 | 5.8 | 6.6 | 6.4 | 5.6 |
| Your org | 7.1 | 5.7 | 6.5 | 5.9 | 5.1 | 6.0 | 6.6 | 6.6 | 5.7 |
| Responses | 666 | 663 | 663 | 661 | 642 | 661 | 664 | 665 | 665 |



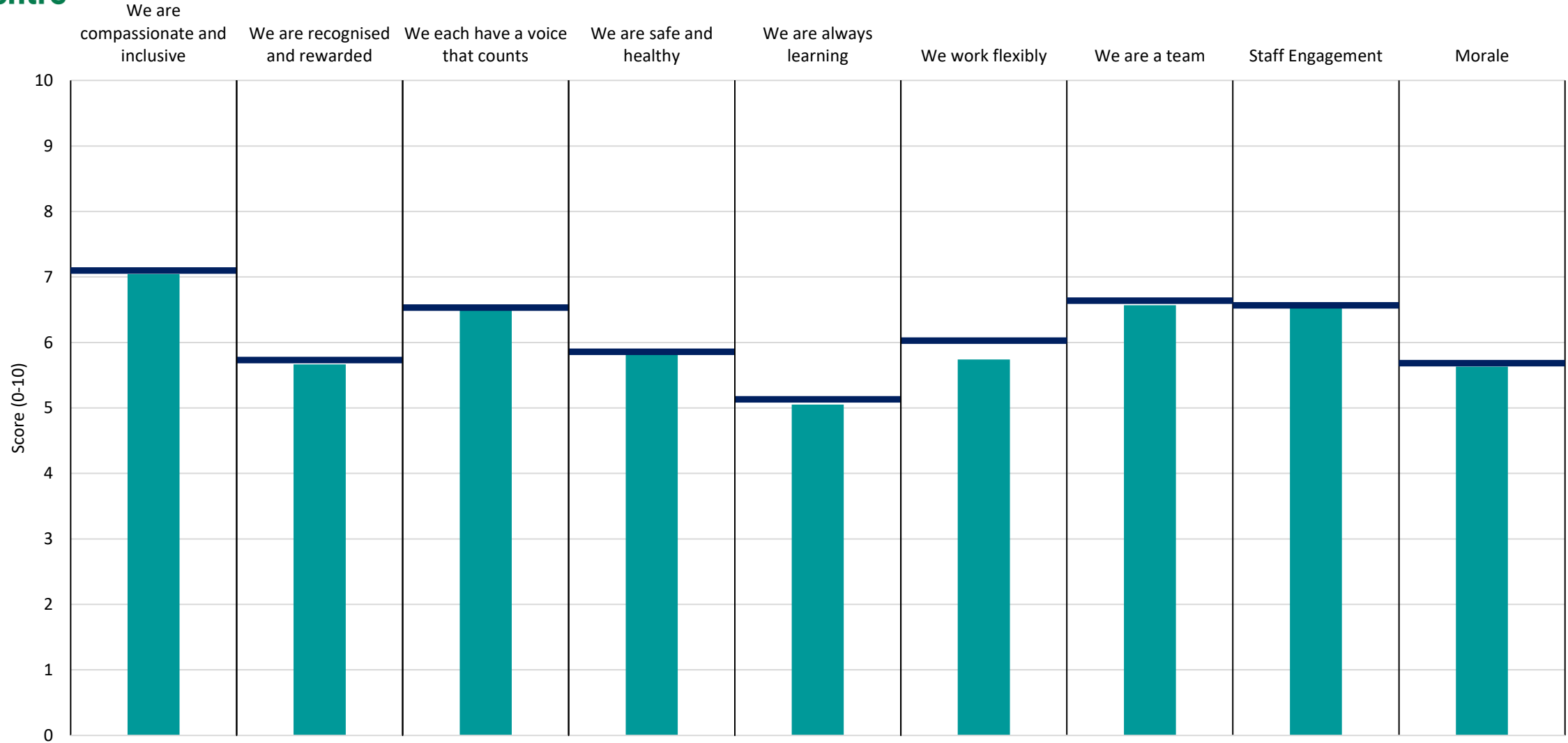
| | | | | | | | | | |
|-----------|-----|-----|-----|-----|-----|-----|-----|-----|-----|
| Breakdown | 7.3 | 6.1 | 6.7 | 6.5 | 5.3 | 6.9 | 6.8 | 6.8 | 6.1 |
| Your org | 7.1 | 5.7 | 6.5 | 5.9 | 5.1 | 6.0 | 6.6 | 6.6 | 5.7 |
| Responses | 851 | 853 | 836 | 848 | 822 | 847 | 852 | 854 | 855 |



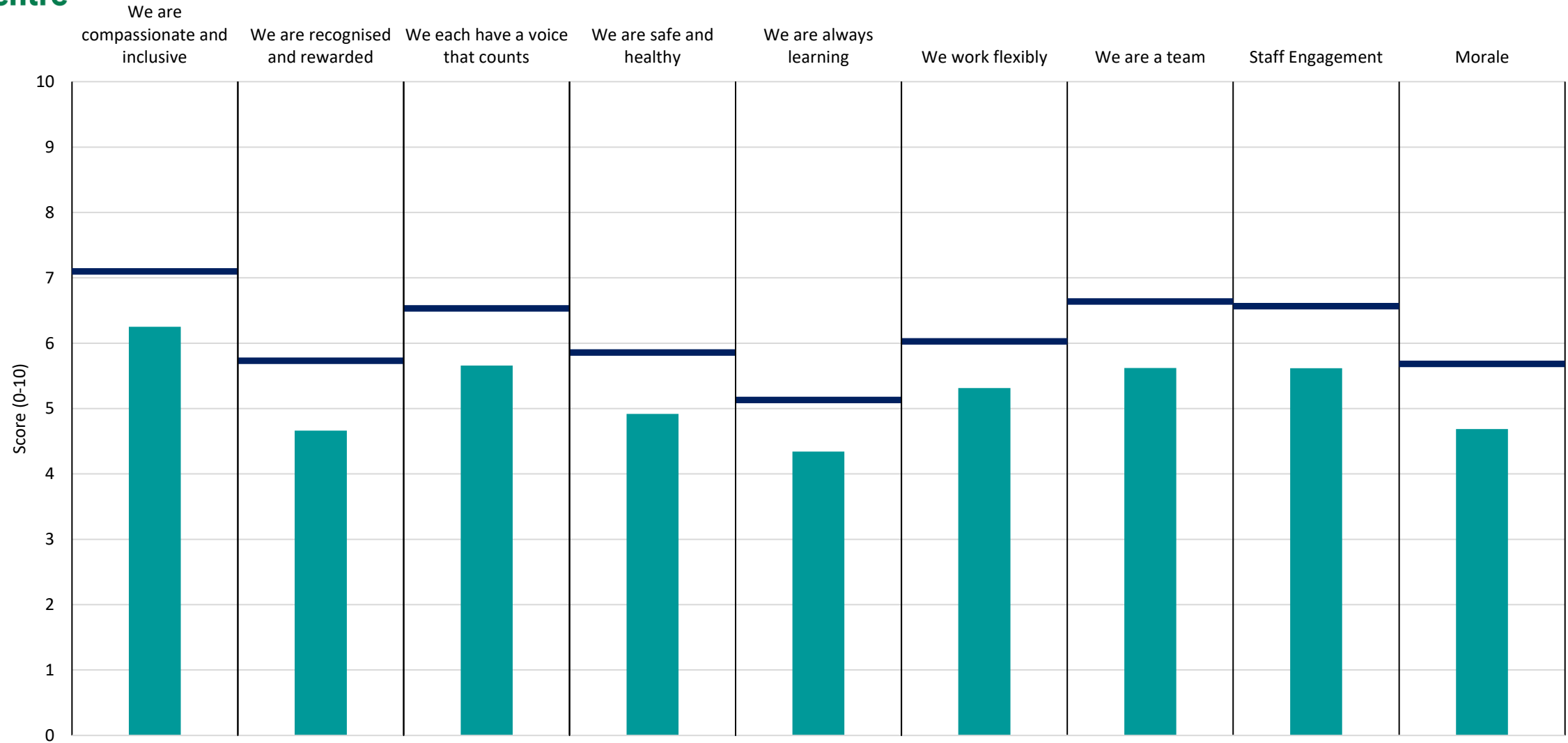
| | | | | | | | | | |
|-----------|-----|-----|-----|-----|-----|-----|-----|-----|-----|
| Breakdown | 7.2 | 5.8 | 6.7 | 5.8 | 5.1 | 6.0 | 6.7 | 6.9 | 5.9 |
| Your org | 7.1 | 5.7 | 6.5 | 5.9 | 5.1 | 6.0 | 6.6 | 6.6 | 5.7 |
| Responses | 307 | 306 | 306 | 307 | 295 | 306 | 307 | 307 | 307 |



| | | | | | | | | | |
|-----------|-----|-----|-----|-----|-----|-----|-----|-----|-----|
| Breakdown | 6.8 | 5.4 | 6.2 | 5.1 | 5.1 | 5.5 | 6.4 | 6.3 | 5.2 |
| Your org | 7.1 | 5.7 | 6.5 | 5.9 | 5.1 | 6.0 | 6.6 | 6.6 | 5.7 |
| Responses | 178 | 178 | 176 | 177 | 168 | 178 | 177 | 178 | 178 |

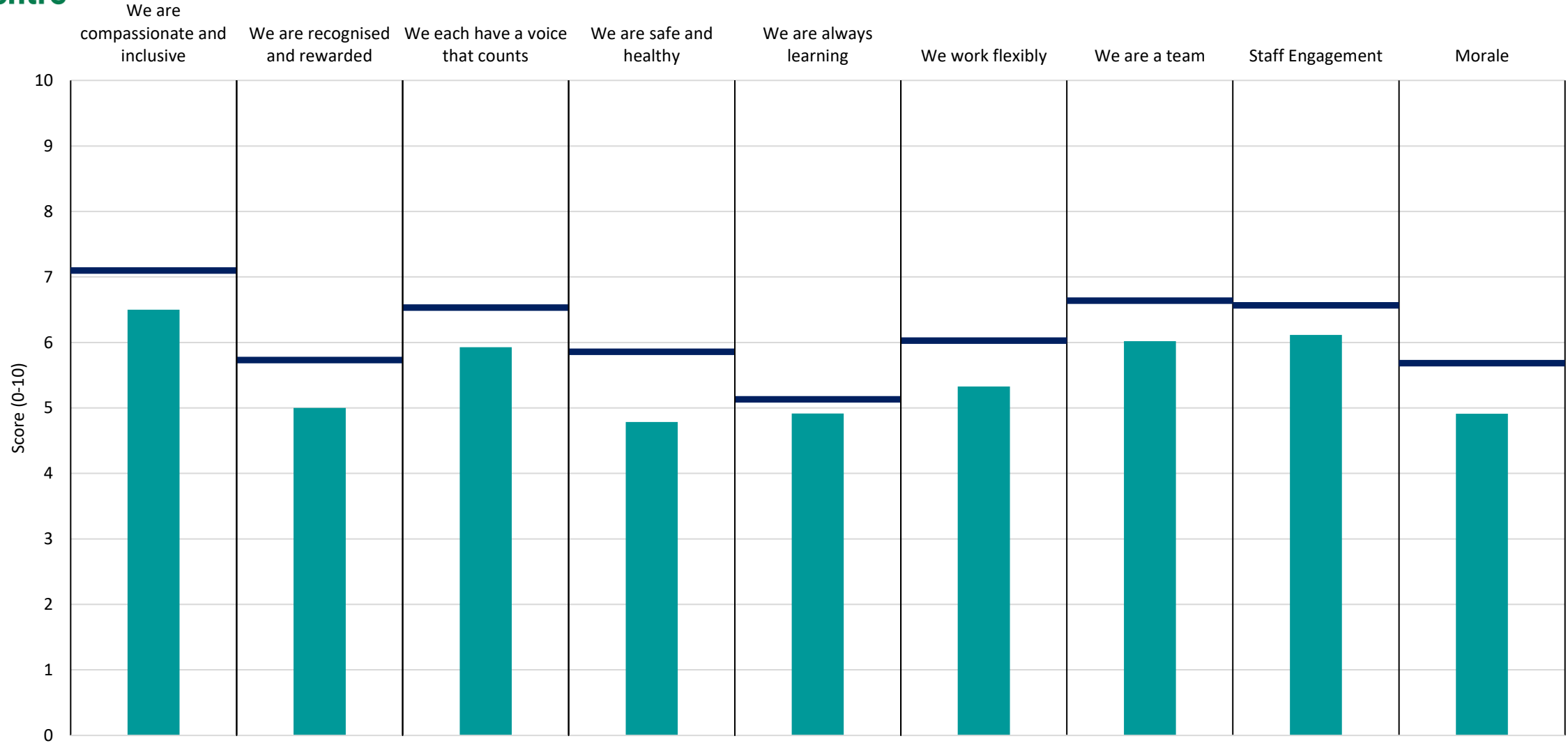


| | | | | | | | | | |
|-----------|-----|-----|-----|-----|-----|-----|-----|-----|-----|
| Breakdown | 7.0 | 5.7 | 6.6 | 5.8 | 5.1 | 5.7 | 6.6 | 6.6 | 5.6 |
| Your org | 7.1 | 5.7 | 6.5 | 5.9 | 5.1 | 6.0 | 6.6 | 6.6 | 5.7 |
| Responses | 281 | 281 | 278 | 280 | 264 | 277 | 281 | 281 | 281 |

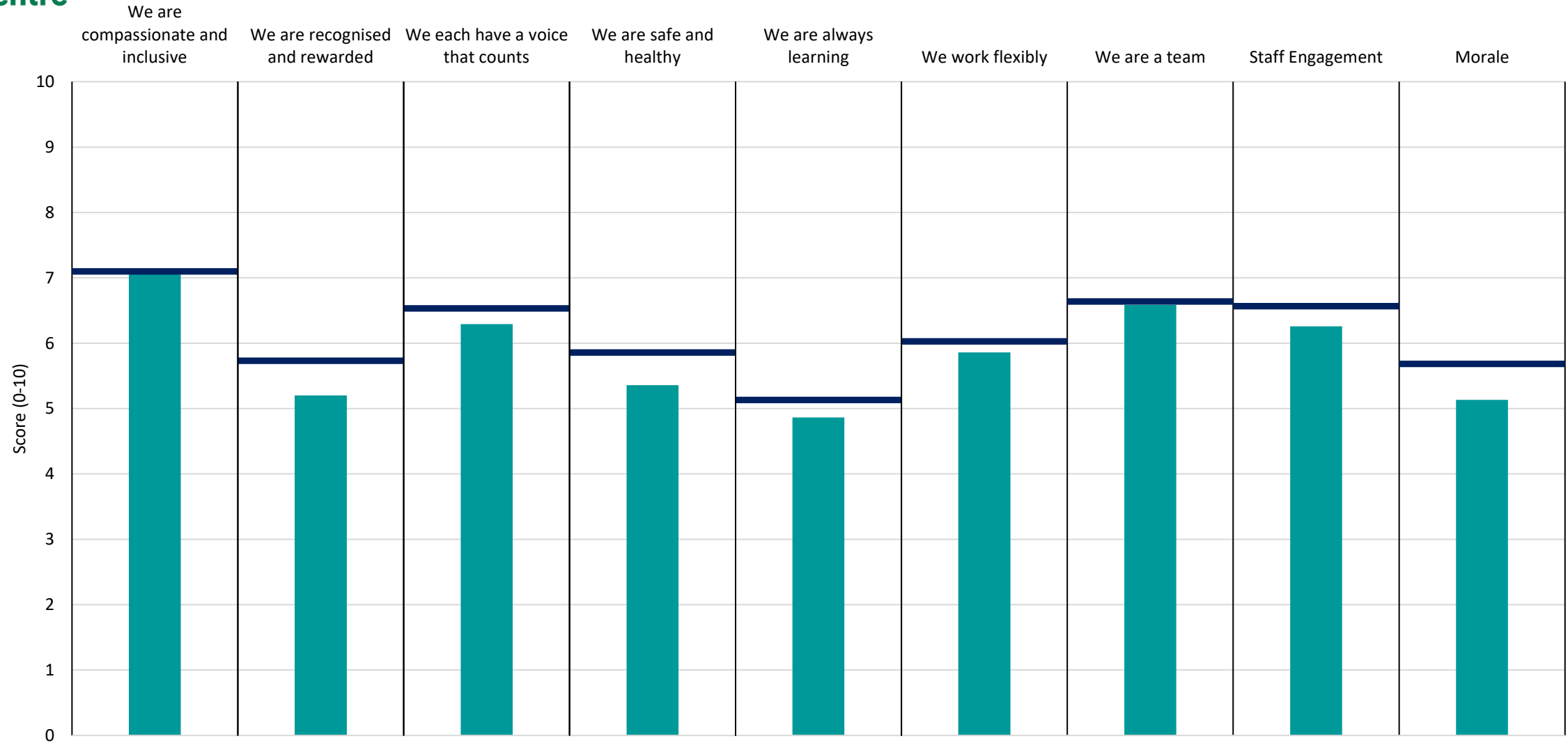


| | | | | | | | | | |
|-----------|-----|-----|-----|-----|-----|-----|-----|-----|-----|
| Breakdown | 6.3 | 4.7 | 5.7 | 4.9 | 4.3 | 5.3 | 5.6 | 5.6 | 4.7 |
| Your org | 7.1 | 5.7 | 6.5 | 5.9 | 5.1 | 6.0 | 6.6 | 6.6 | 5.7 |
| Responses | 121 | 121 | 121 | 121 | 116 | 120 | 121 | 121 | 121 |

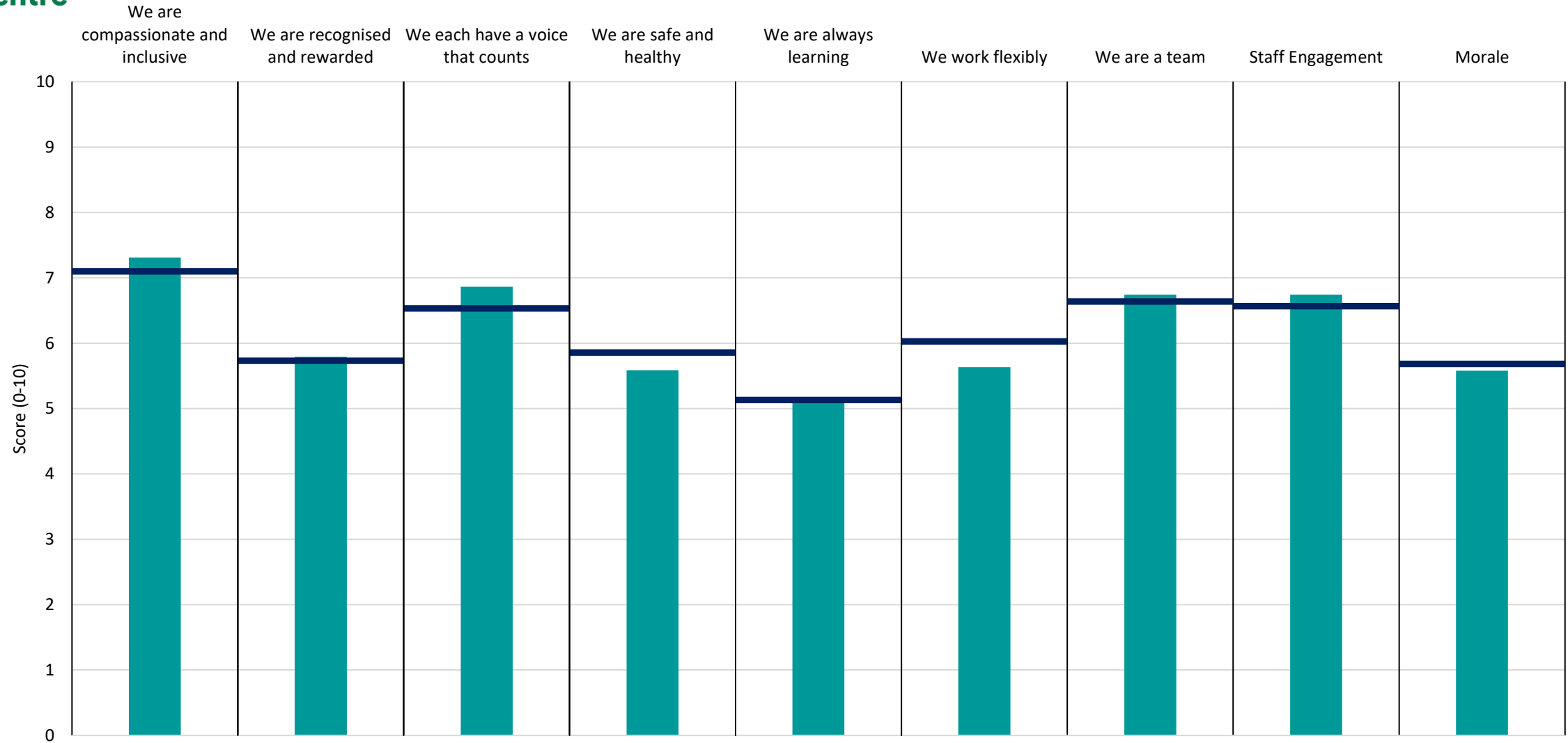
Urgent Emergency & Eldercare



| | | | | | | | | | |
|-----------|-----|-----|-----|-----|-----|-----|-----|-----|-----|
| Breakdown | 6.5 | 5.0 | 5.9 | 4.8 | 4.9 | 5.3 | 6.0 | 6.1 | 4.9 |
| Your org | 7.1 | 5.7 | 6.5 | 5.9 | 5.1 | 6.0 | 6.6 | 6.6 | 5.7 |
| Responses | 202 | 203 | 202 | 203 | 187 | 203 | 202 | 203 | 203 |



| | | | | | | | | | |
|-----------|-----|-----|-----|-----|-----|-----|-----|-----|-----|
| Breakdown | 7.1 | 5.2 | 6.3 | 5.4 | 4.9 | 5.9 | 6.6 | 6.3 | 5.1 |
| Your org | 7.1 | 5.7 | 6.5 | 5.9 | 5.1 | 6.0 | 6.6 | 6.6 | 5.7 |
| Responses | 66 | 66 | 66 | 66 | 62 | 66 | 66 | 66 | 66 |



| | | | | | | | | | |
|-----------|-----|-----|-----|-----|-----|-----|-----|-----|-----|
| Breakdown | 7.3 | 5.8 | 6.9 | 5.6 | 5.1 | 5.6 | 6.7 | 6.7 | 5.6 |
| Your org | 7.1 | 5.7 | 6.5 | 5.9 | 5.1 | 6.0 | 6.6 | 6.6 | 5.7 |
| Responses | 316 | 314 | 315 | 316 | 308 | 313 | 316 | 316 | 316 |