



# Royal Free London NHS Foundation Trust

2022 NHS Staff Survey

Breakdown report

Introduction	4
People Promise element and Theme results – Breakdowns 1	5
<u>Add Prof Scientific and Technic</u>	<u>6</u>
<u>Additional Clinical Services</u>	<u>7</u>
<u>Administrative and Clerical</u>	<u>8</u>
<u>Allied Health Professionals</u>	<u>9</u>
<u>Estates and Ancillary</u>	<u>10</u>
<u>Healthcare Scientists</u>	<u>11</u>
<u>Medical and Dental</u>	<u>12</u>
<u>Nursing and Midwifery Registered</u>	<u>13</u>

<u>Barnet Hospital</u>	15
<u>Chase Farm Hospital</u>	16
<u>Corporate</u>	17
<u>Group Clinical Services</u>	18
<u>Royal Free Hospital</u>	19

This directorate report for Royal Free London NHS Foundation Trust contains results by breakdown for People Promise element and theme results from the 2022 NHS Staff Survey. These results are compared to the unweighted average for your organisation.

**Please note:** It is possible that there are differences between the ‘Your org’ scores reported in this directorate report and those in the benchmark report. This is because the results in the benchmark report are weighted to allow for fair comparisons between organisations of a similar type. However, in this report comparisons are made within your organisation so the unweighted organisation result is a more appropriate point of comparison.

The breakdowns used in this report were provided and defined by Royal Free London NHS Foundation Trust. Details of how the People Promise element and theme scores were calculated are included in the Technical Document, available to download from our results website.

## Key features

Breakdown type and **breakdown name** are specified in the header.

Breakdown results are presented in the context of the (unweighted) **organisation average ('Your org')**, so it is easy to tell if a directorate is performing better or worse than the organisation average. For all People Promise element and theme results, a higher score is a better result than a lower score

The **number of responses** feeding into each measures and sub-scores for the **given breakdown** is specified below the table containing the directorate and trust scores.

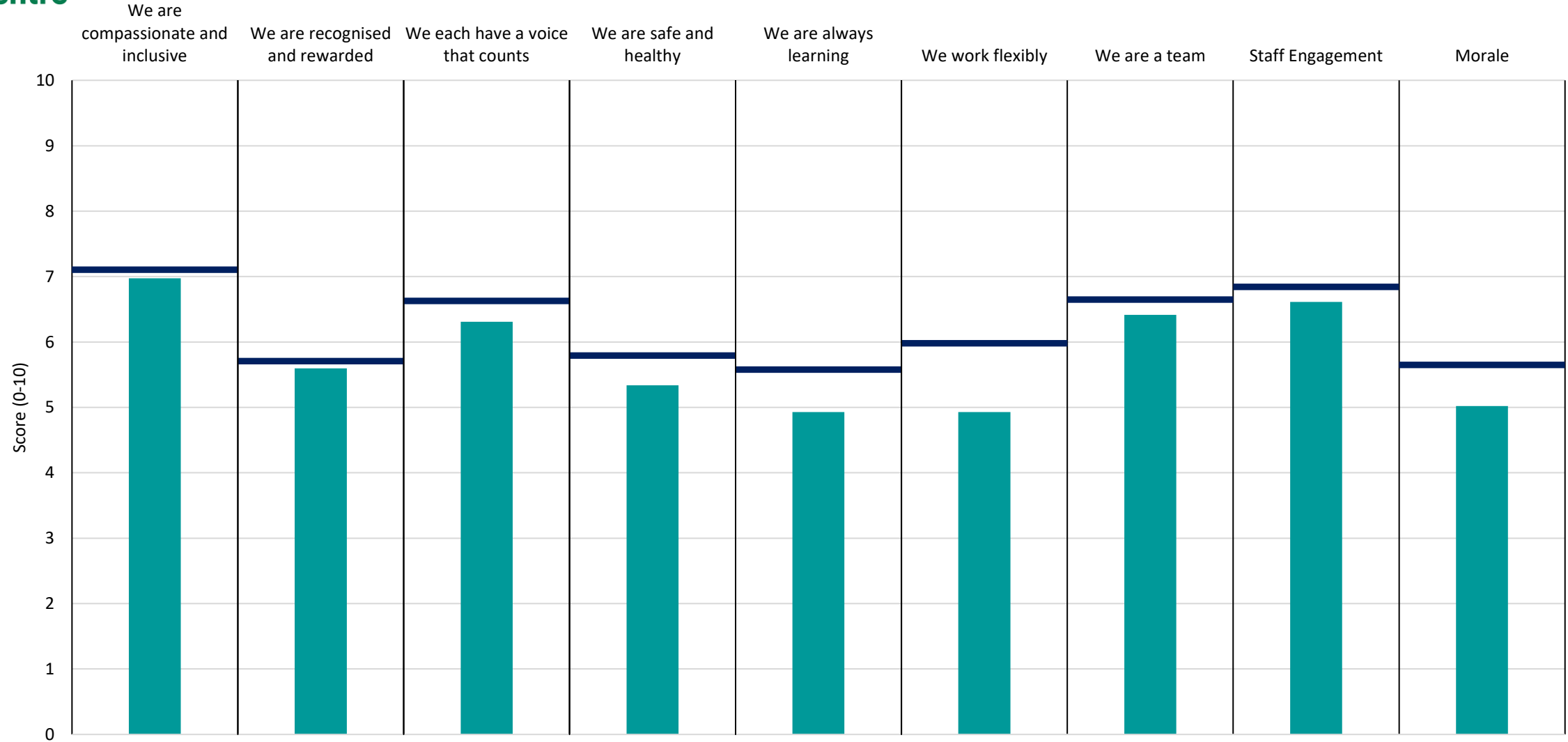


**! Note:** when there are less than 11 responses in a group, results are suppressed to protect staff confidentiality, for some organisations this could mean that all breakdown results are suppressed.

# Breakdowns 1

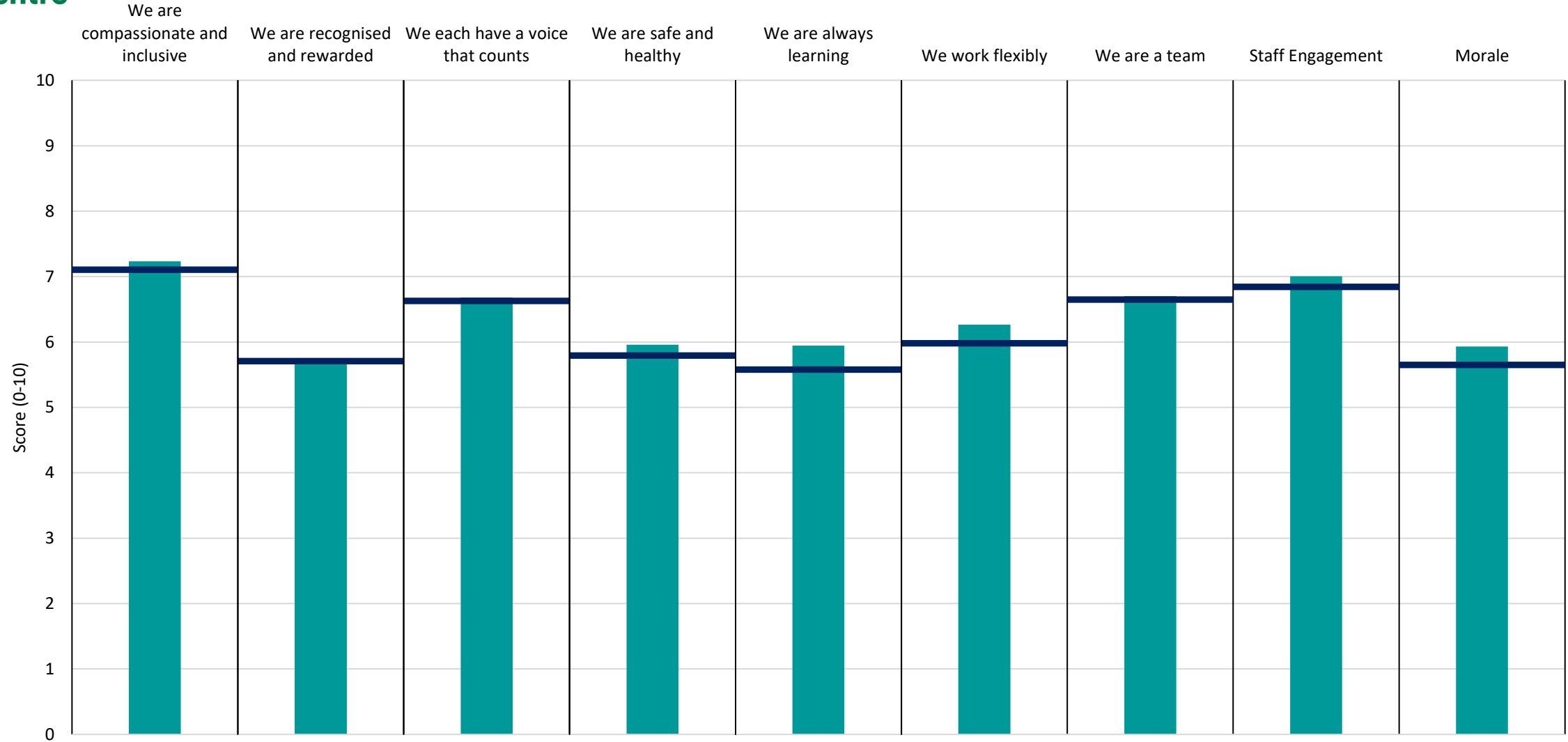
Royal Free London NHS Foundation Trust  
2022 NHS Staff Survey

# Add Prof Scientific and Technic

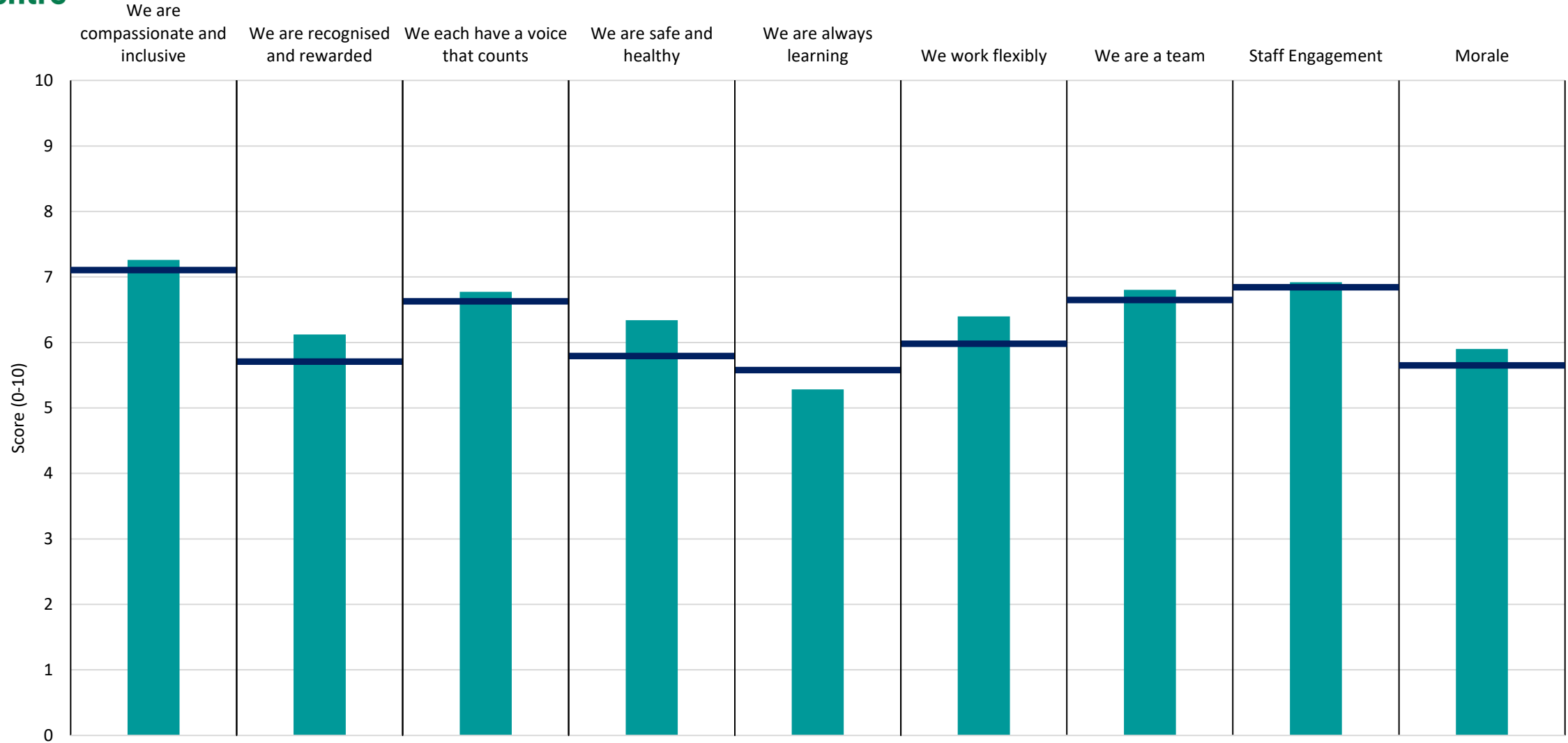


Breakdown	7.0	5.6	6.3	5.3	4.9	4.9	6.4	6.6	5.0
Your org	7.1	5.7	6.6	5.8	5.6	6.0	6.6	6.8	5.7
Responses	154	155	154	155	152	154	154	155	155

# Additional Clinical Services

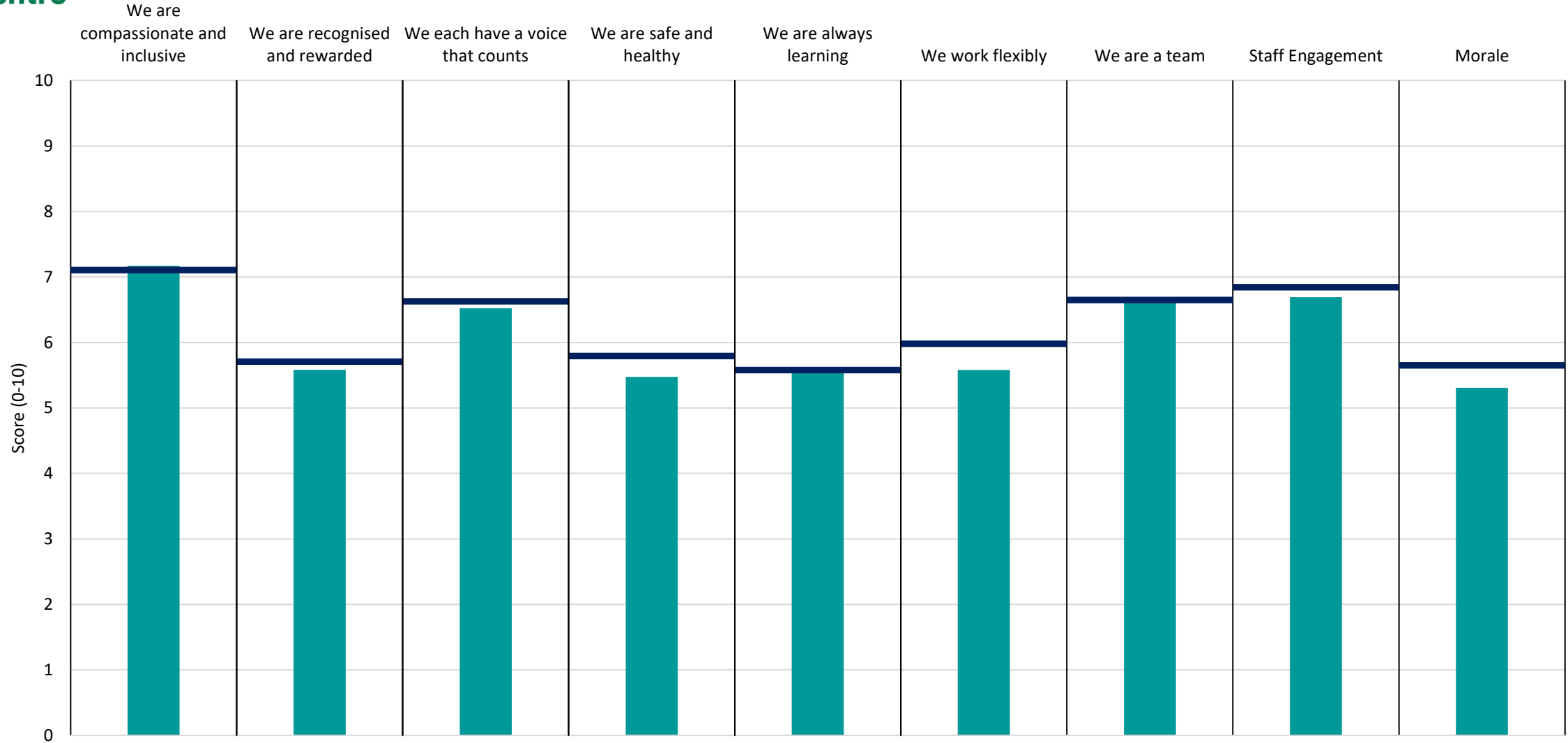


Breakdown	7.2	5.7	6.7	6.0	5.9	6.3	6.7	7.0	5.9
Your org	7.1	5.7	6.6	5.8	5.6	6.0	6.6	6.8	5.7
Responses	586	587	576	581	542	582	589	589	589

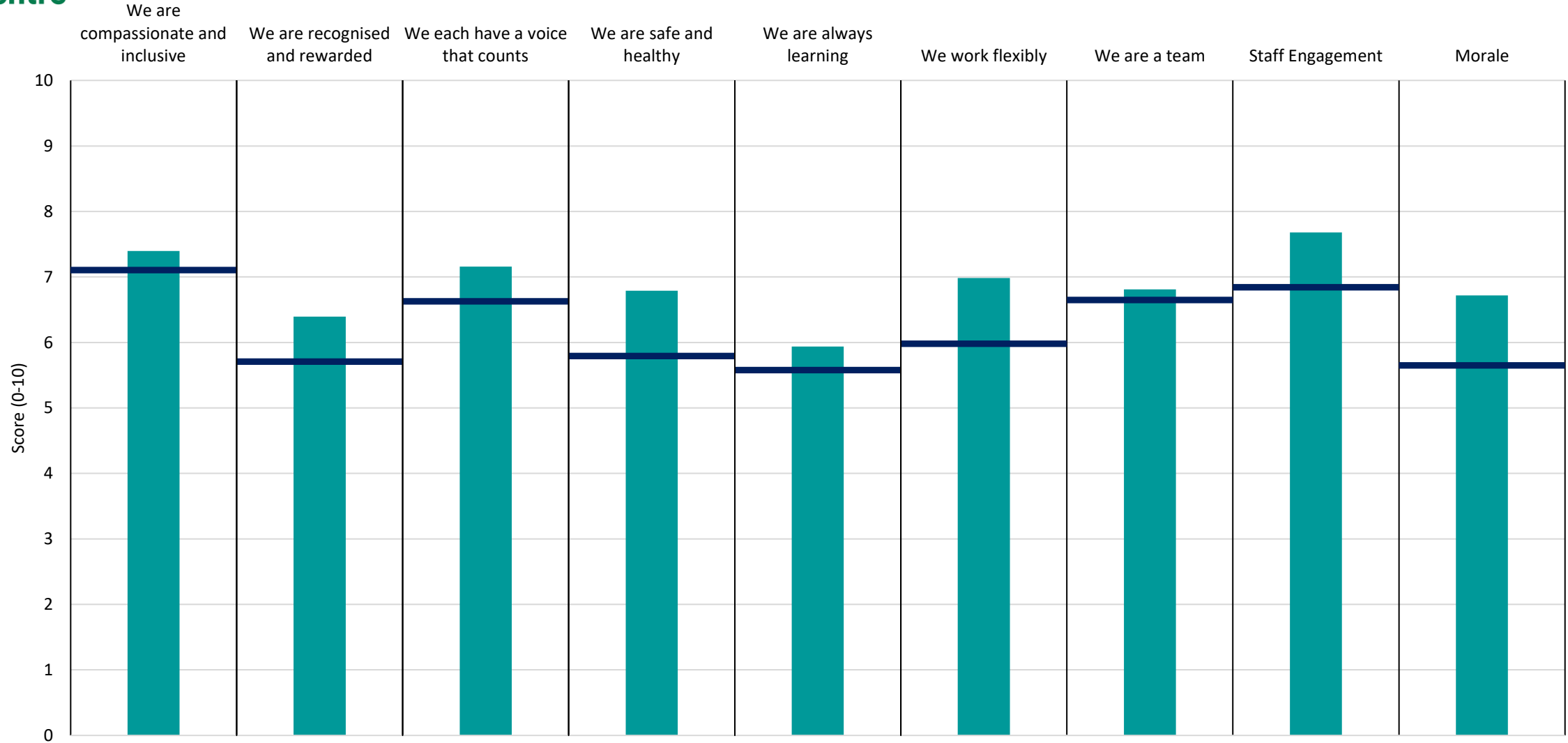


Breakdown	7.3	6.1	6.8	6.3	5.3	6.4	6.8	6.9	5.9
Your org	7.1	5.7	6.6	5.8	5.6	6.0	6.6	6.8	5.7
Responses	1346	1343	1329	1341	1277	1331	1344	1347	1347

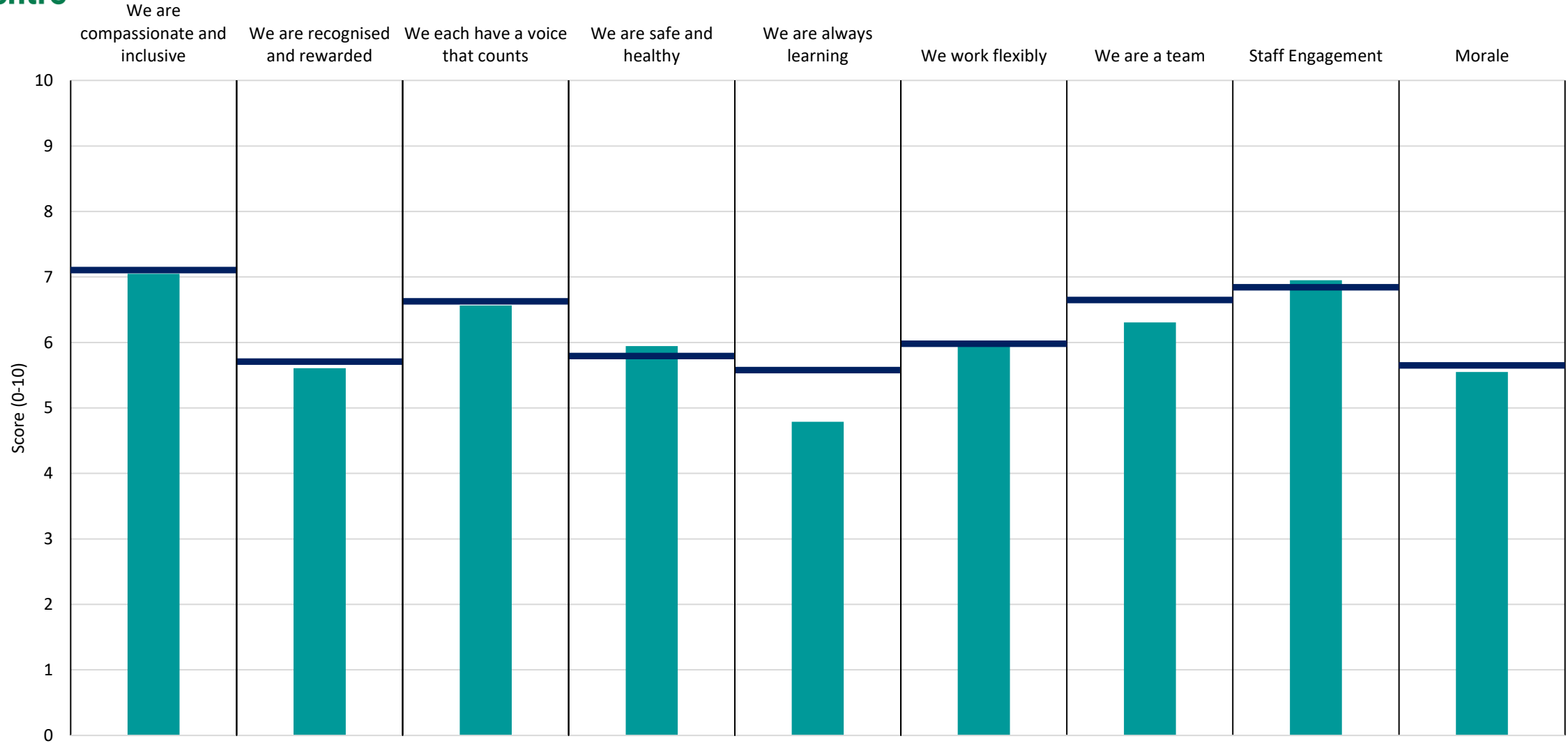




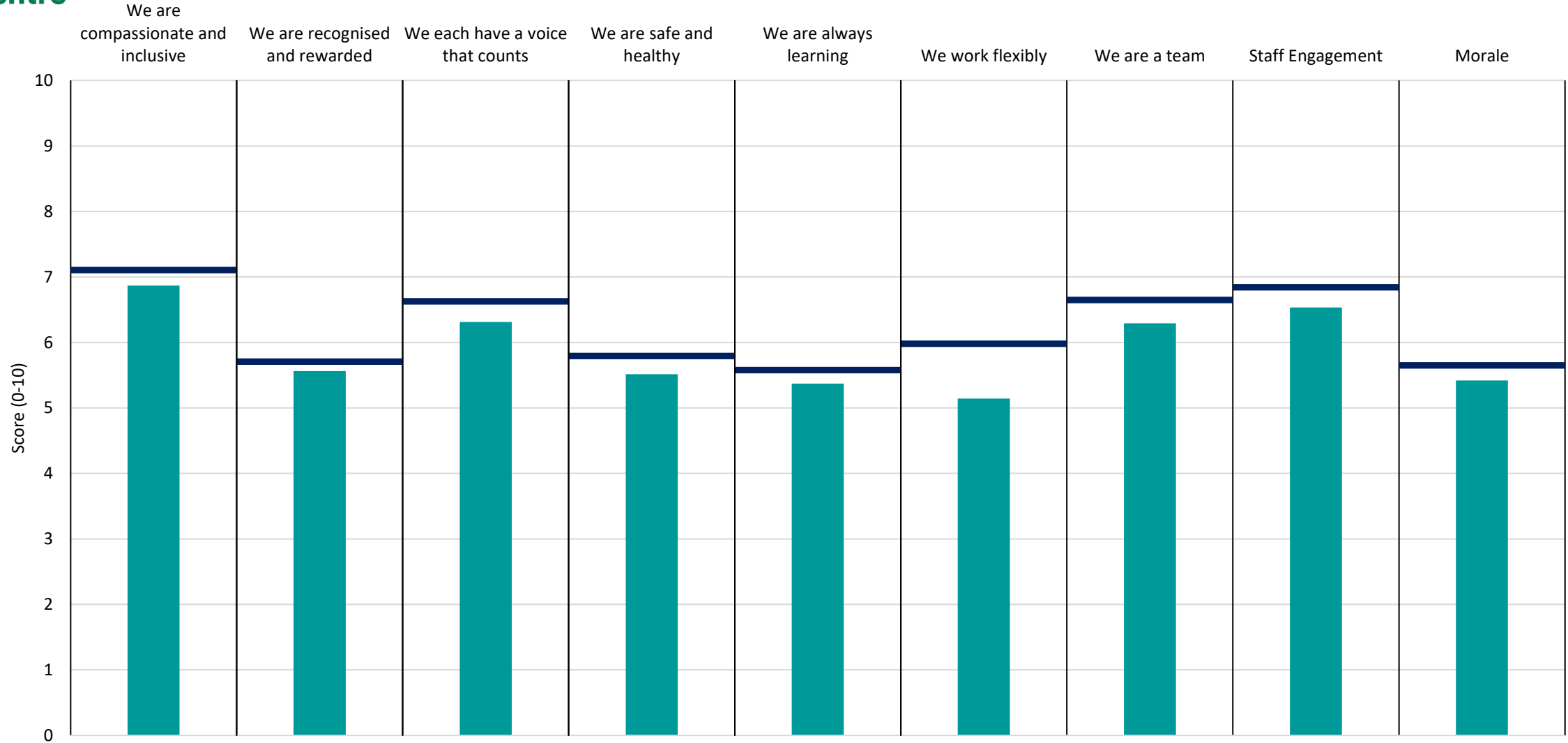
Breakdown	7.2	5.6	6.5	5.5	5.6	5.6	6.7	6.7	5.3
Your org	7.1	5.7	6.6	5.8	5.6	6.0	6.6	6.8	5.7
Responses	383	383	383	383	380	381	383	383	383



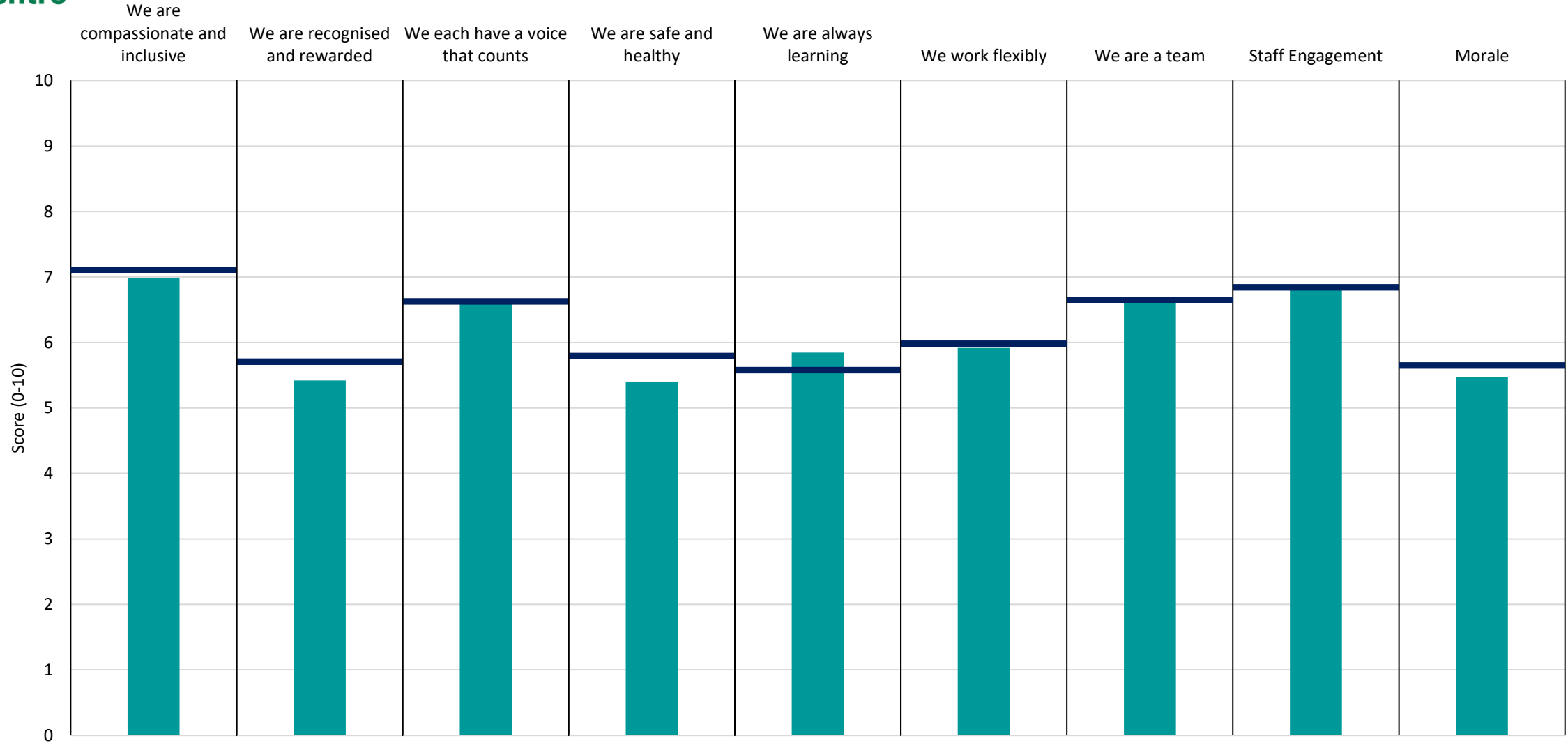
Breakdown	7.4	6.4	7.2	6.8	5.9	7.0	6.8	7.7	6.7
Your org	7.1	5.7	6.6	5.8	5.6	6.0	6.6	6.8	5.7
Responses	169	167	165	163	145	162	167	167	168



Breakdown	7.0	5.6	6.6	5.9	4.8	6.0	6.3	7.0	5.5
Your org	7.1	5.7	6.6	5.8	5.6	6.0	6.6	6.8	5.7
Responses	117	117	115	117	117	116	117	117	117



Breakdown	6.9	5.6	6.3	5.5	5.4	5.1	6.3	6.5	5.4
Your org	7.1	5.7	6.6	5.8	5.6	6.0	6.6	6.8	5.7
Responses	565	564	565	565	545	562	563	566	566

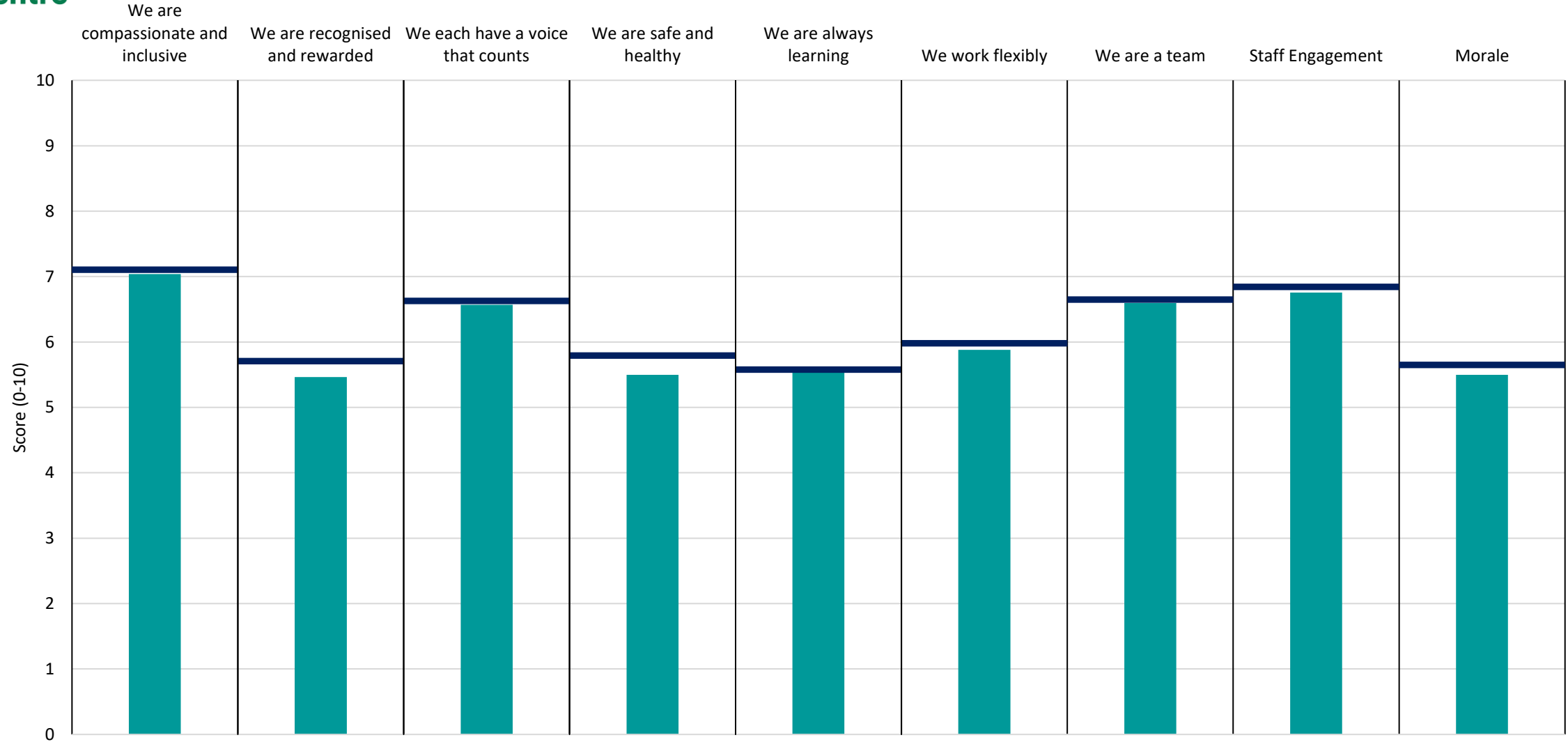


Breakdown	7.0	5.4	6.6	5.4	5.8	5.9	6.7	6.8	5.5
Your org	7.1	5.7	6.6	5.8	5.6	6.0	6.6	6.8	5.7
Responses	1709	1707	1695	1703	1626	1697	1700	1712	1712

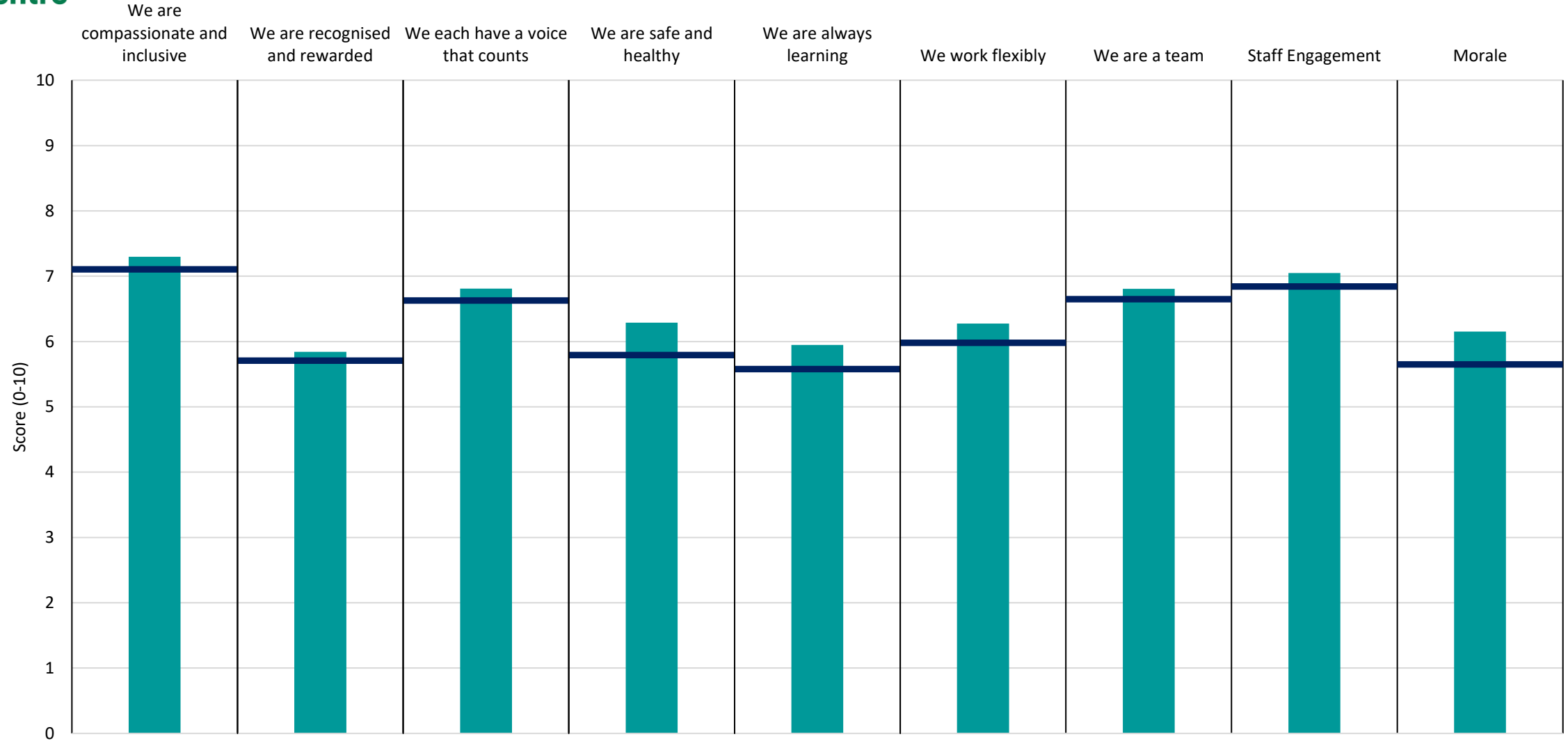
# Breakdowns 2

Royal Free London NHS Foundation Trust

2022 NHS Staff Survey

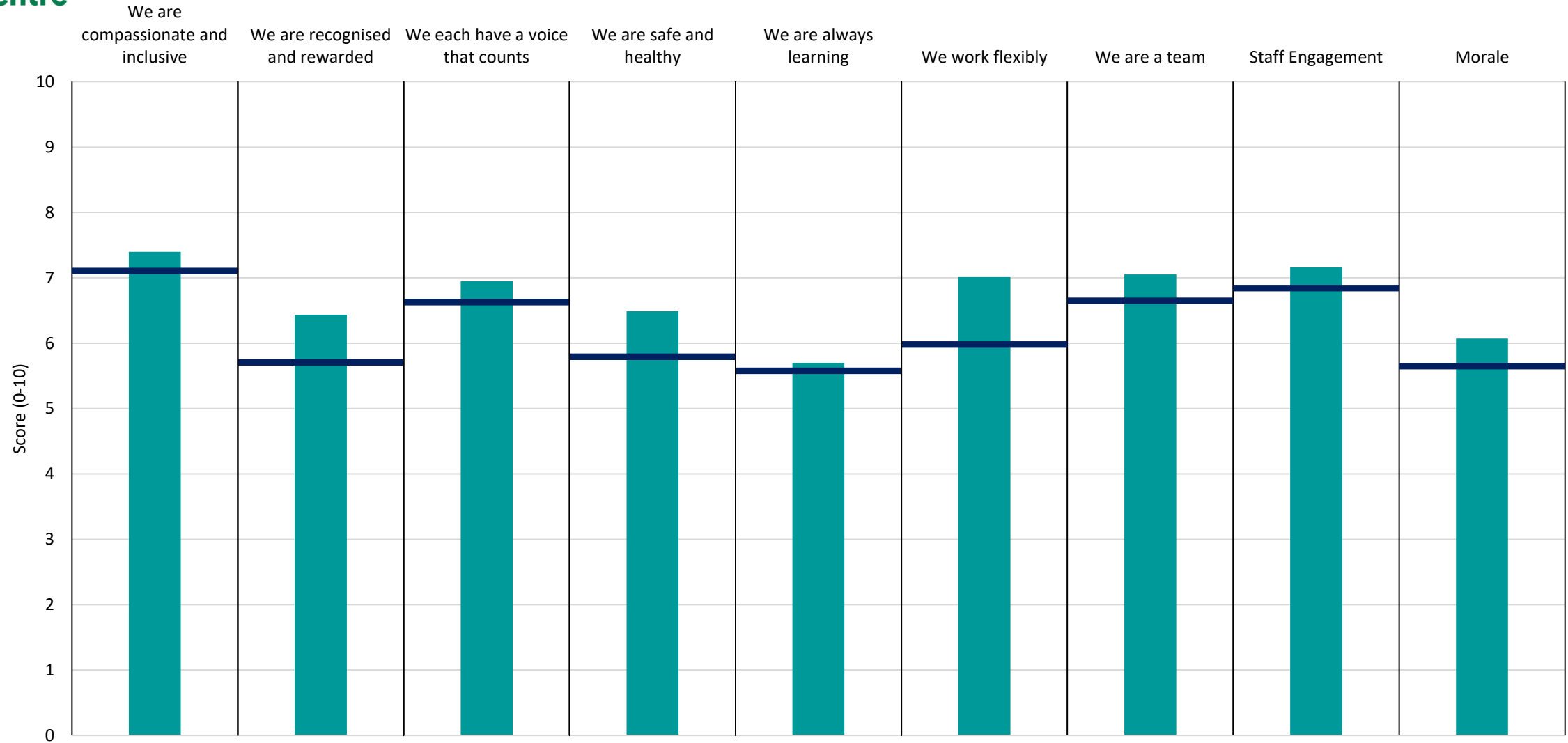


Breakdown	7.0	5.5	6.6	5.5	5.6	5.9	6.6	6.8	5.5
Your org	7.1	5.7	6.6	5.8	5.6	6.0	6.6	6.8	5.7
Responses	1229	1231	1222	1228	1170	1218	1226	1233	1234

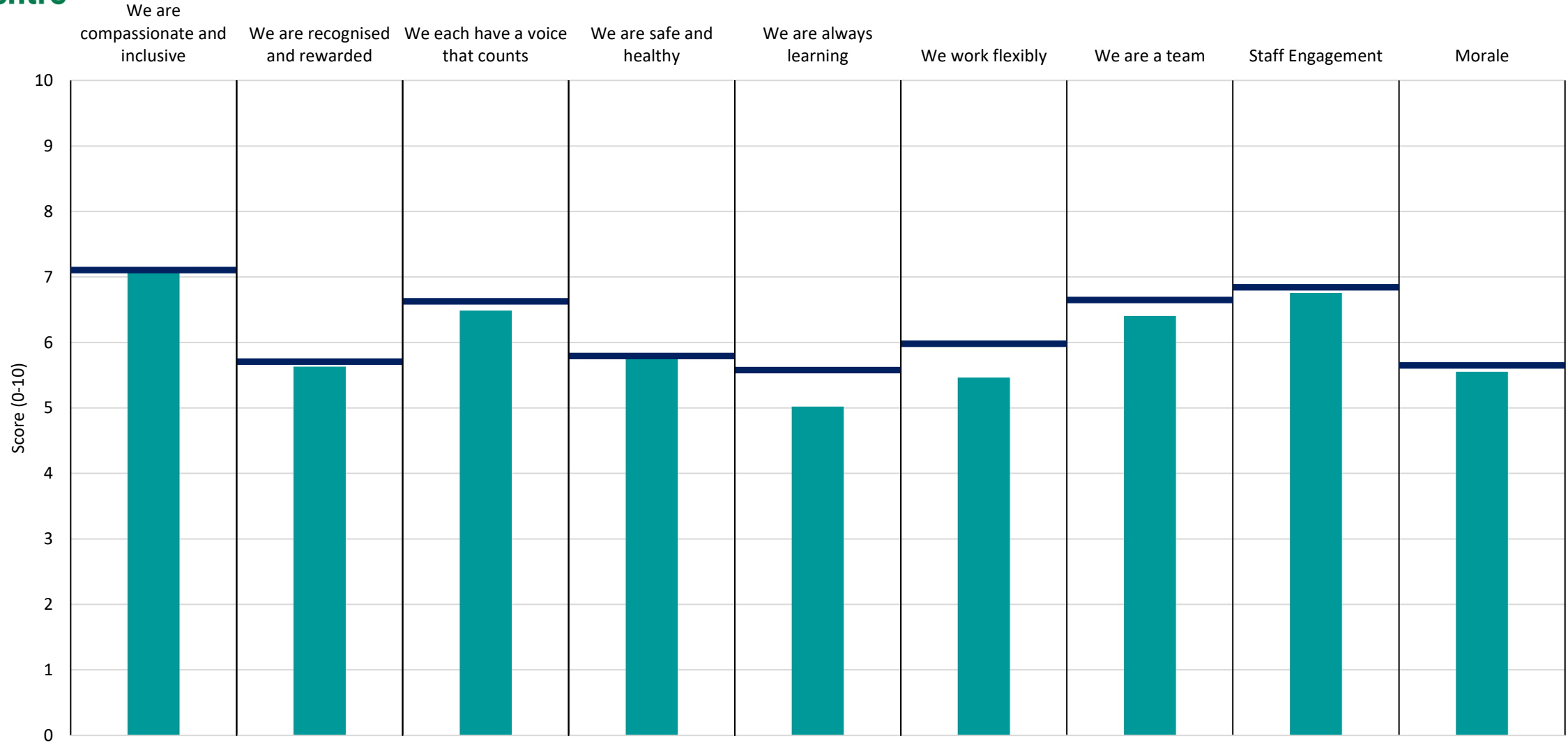


Breakdown	7.3	5.8	6.8	6.3	5.9	6.3	6.8	7.0	6.2
Your org	7.1	5.7	6.6	5.8	5.6	6.0	6.6	6.8	5.7
Responses	340	343	332	337	316	342	342	343	343

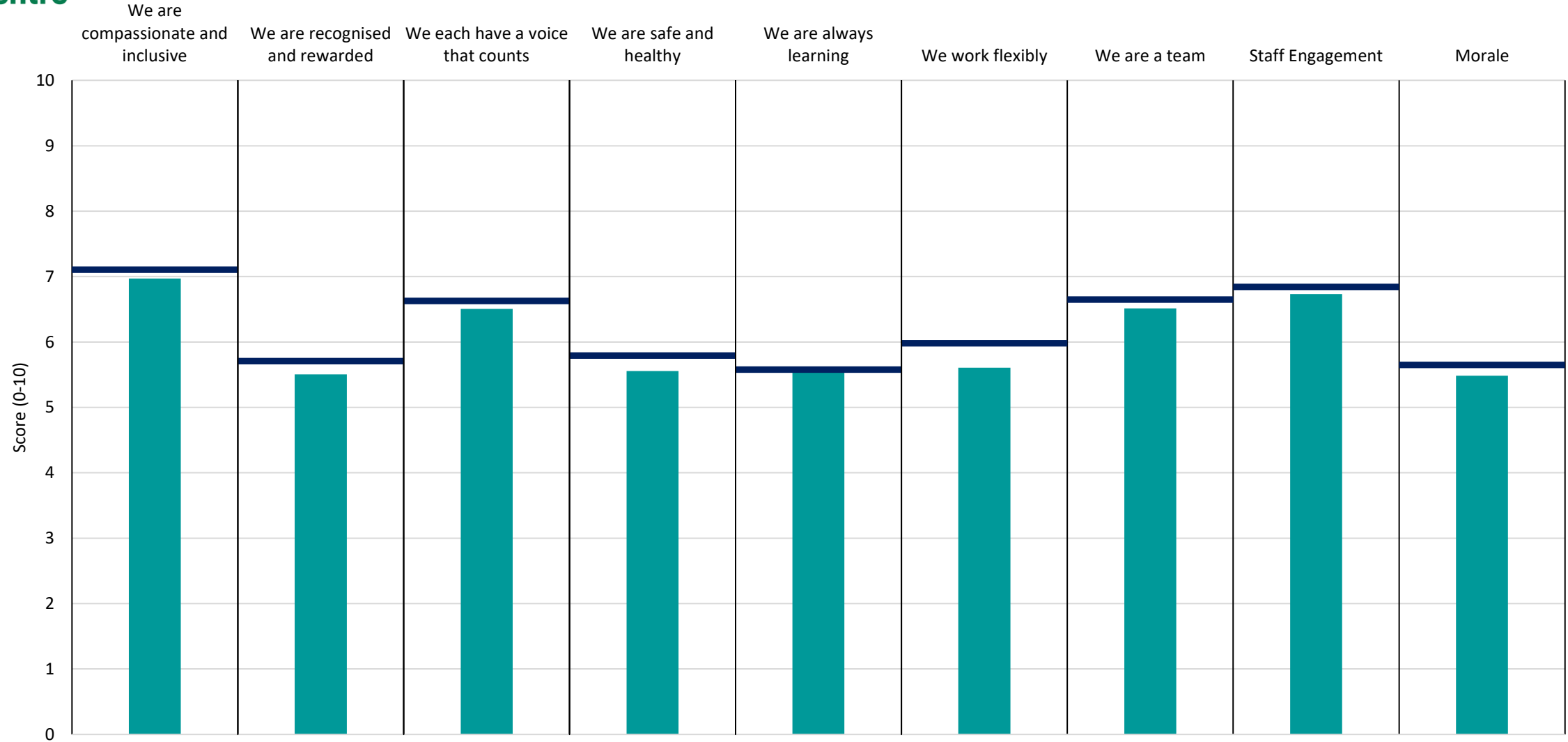




Breakdown	7.4	6.4	6.9	6.5	5.7	7.0	7.1	7.2	6.1
Your org	7.1	5.7	6.6	5.8	5.6	6.0	6.6	6.8	5.7
Responses	979	974	966	972	925	963	975	977	977



Breakdown	7.1	5.6	6.5	5.8	5.0	5.5	6.4	6.8	5.6
Your org	7.1	5.7	6.6	5.8	5.6	6.0	6.6	6.8	5.7
Responses	386	387	385	387	374	385	386	387	387



Breakdown	7.0	5.5	6.5	5.6	5.5	5.6	6.5	6.7	5.5
Your org	7.1	5.7	6.6	5.8	5.6	6.0	6.6	6.8	5.7
Responses	2096	2089	2078	2085	2000	2078	2089	2097	2097