



## Isle of Wight NHS Trust (community sector)

2022 NHS Staff Survey

Breakdown report

Introduction	4
People Promise element and Theme results – Breakdowns 1	5
<u>470 2Community Division</u>	6

---

<u>470 3Acute and Stroke Therapies CSG</u>	8
<u>470 3Community Outpatients CSG</u>	9
<u>470 3Divisional Management - Comm</u>	10
<u>470 3Locality Services - Comm</u>	11
<u>470 3Locality Services - MH</u>	12
<u>470 3Older Persons CSG - Comm</u>	13
<u>470 3Older Persons CSG - MH</u>	14
<u>470 3Regaining Independence CSG</u>	15
<u>CSG 470 3Community Specialist Services CSG</u>	16

This directorate report for Isle of Wight NHS Trust (community sector) contains results by breakdown for People Promise element and theme results from the 2022 NHS Staff Survey. These results are compared to the unweighted average for your organisation.

**Please note:** It is possible that there are differences between the ‘Your org’ scores reported in this directorate report and those in the benchmark report. This is because the results in the benchmark report are weighted to allow for fair comparisons between organisations of a similar type. However, in this report comparisons are made within your organisation so the unweighted organisation result is a more appropriate point of comparison.

The breakdowns used in this report were provided and defined by Isle of Wight NHS Trust (community sector). Details of how the People Promise element and theme scores were calculated are included in the Technical Document, available to download from our results website.

## Key features

Breakdown type and **breakdown name** are specified in the header.

Breakdown results are presented in the context of the (unweighted) **organisation average ('Your org')**, so it is easy to tell if a directorate is performing better or worse than the organisation average. For all People Promise element and theme results, a higher score is a better result than a lower score

The **number of responses** feeding into each measures and sub-scores for the **given breakdown** is specified below the table containing the directorate and trust scores.

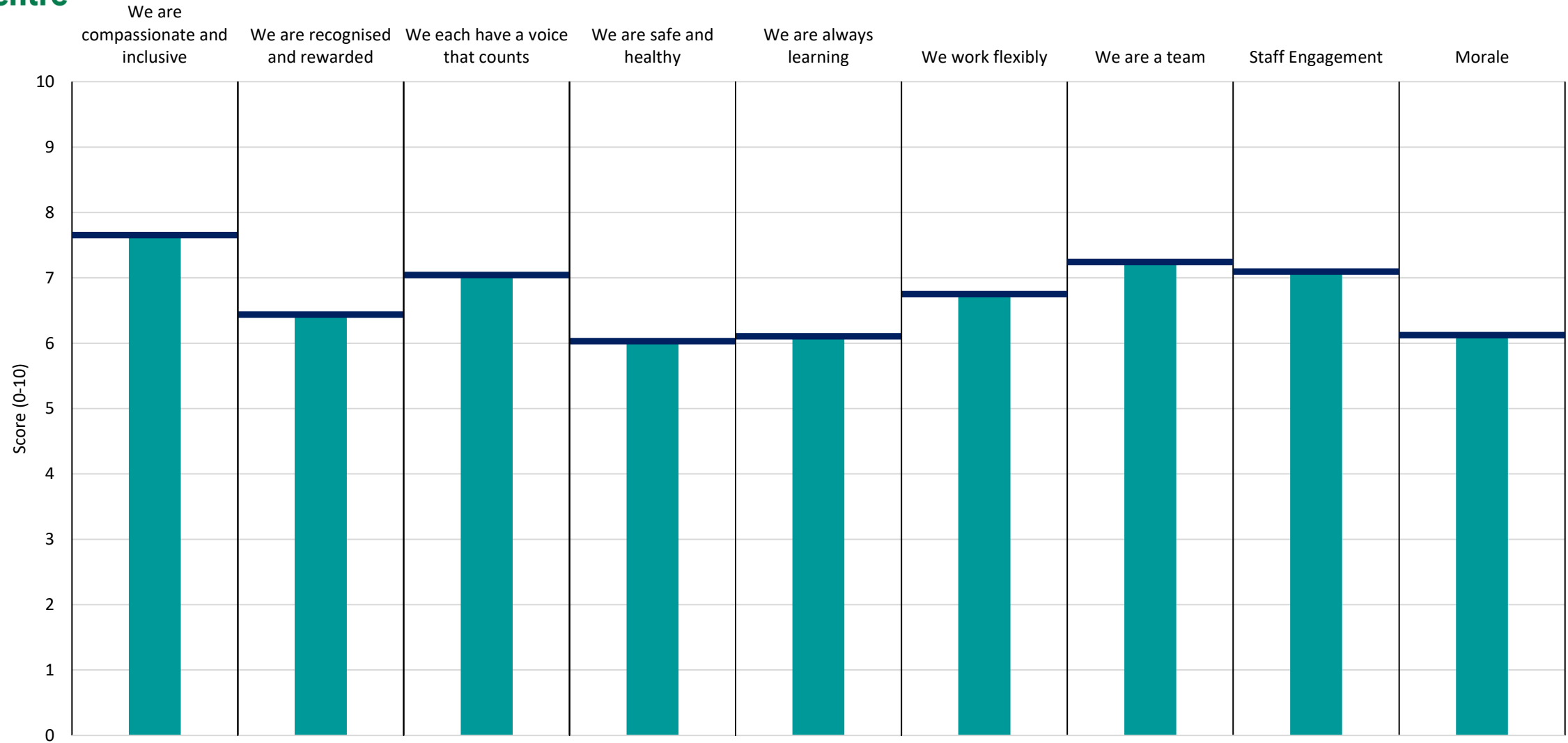


**! Note:** when there are less than 11 responses in a group, results are suppressed to protect staff confidentiality, for some organisations this could mean that all breakdown results are suppressed.

# Breakdowns 1

Isle of Wight NHS Trust (community sector)

2022 NHS Staff Survey

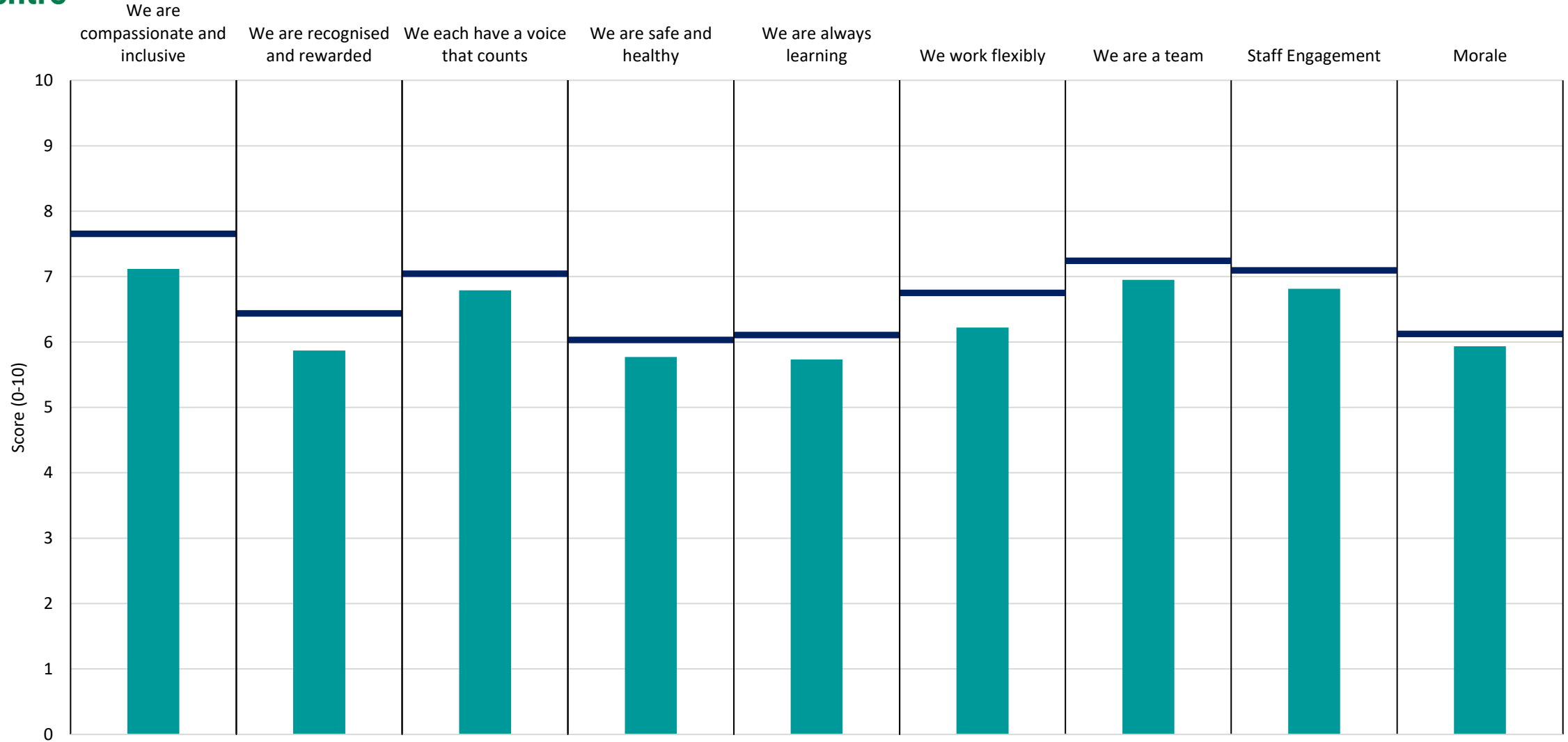


Breakdown	7.7	6.4	7.0	6.0	6.1	6.8	7.2	7.1	6.1
Your org	7.7	6.4	7.0	6.0	6.1	6.8	7.2	7.1	6.1
Responses	413	412	411	409	403	411	412	413	413

# Breakdowns 2

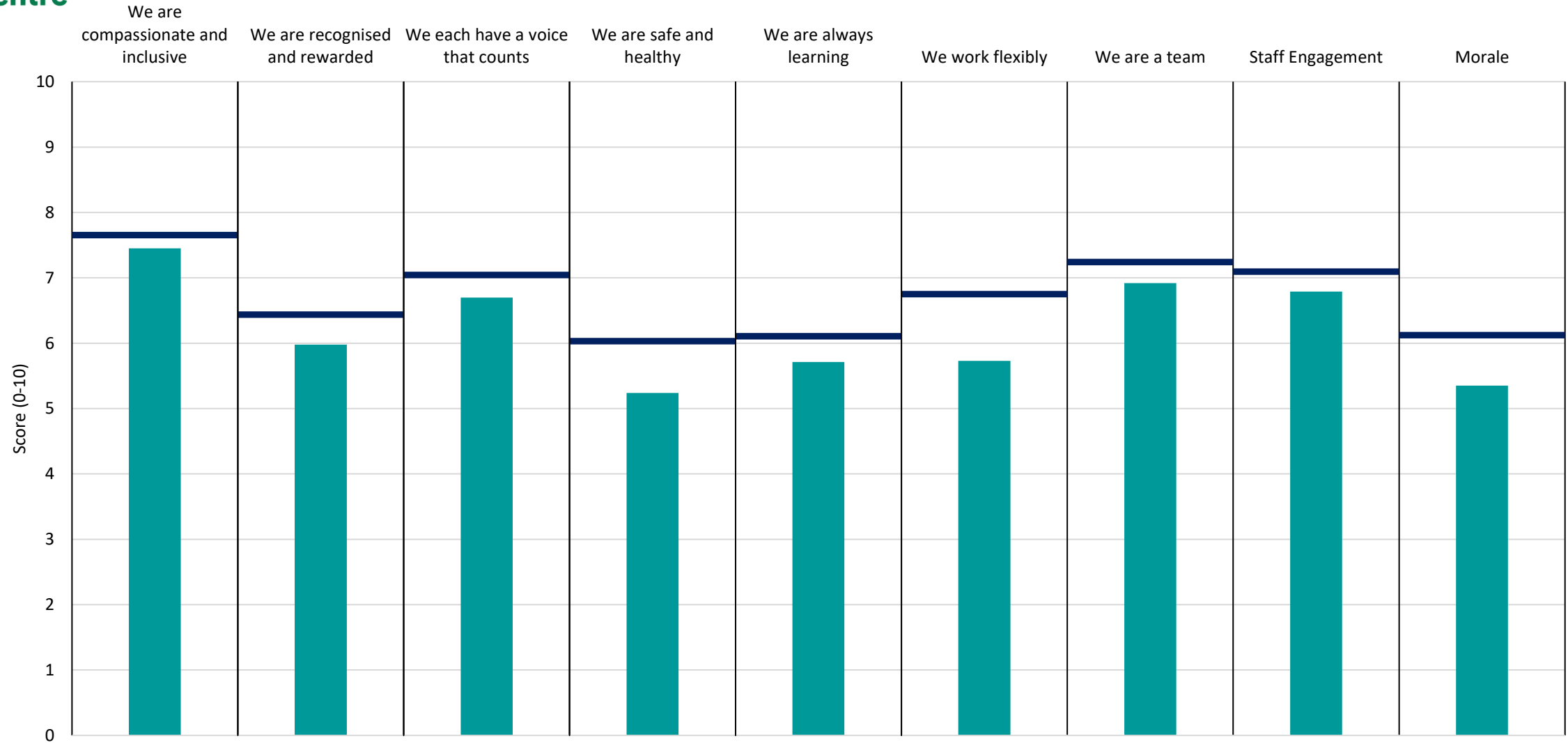
Isle of Wight NHS Trust (community sector)

2022 NHS Staff Survey



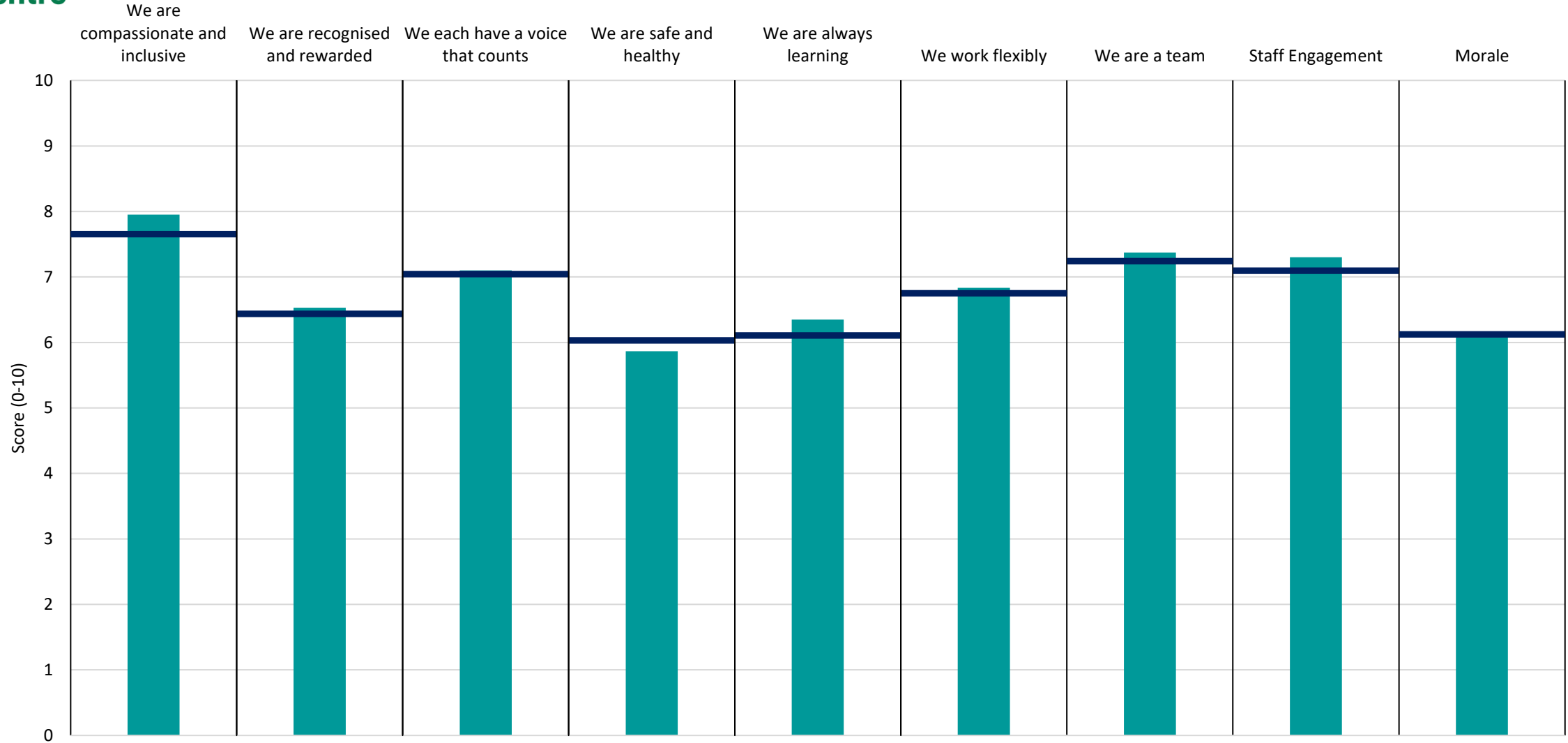
Breakdown	7.1	5.9	6.8	5.8	5.7	6.2	6.9	6.8	5.9
Your org	7.7	6.4	7.0	6.0	6.1	6.8	7.2	7.1	6.1
Responses	42	42	41	41	41	42	42	42	42



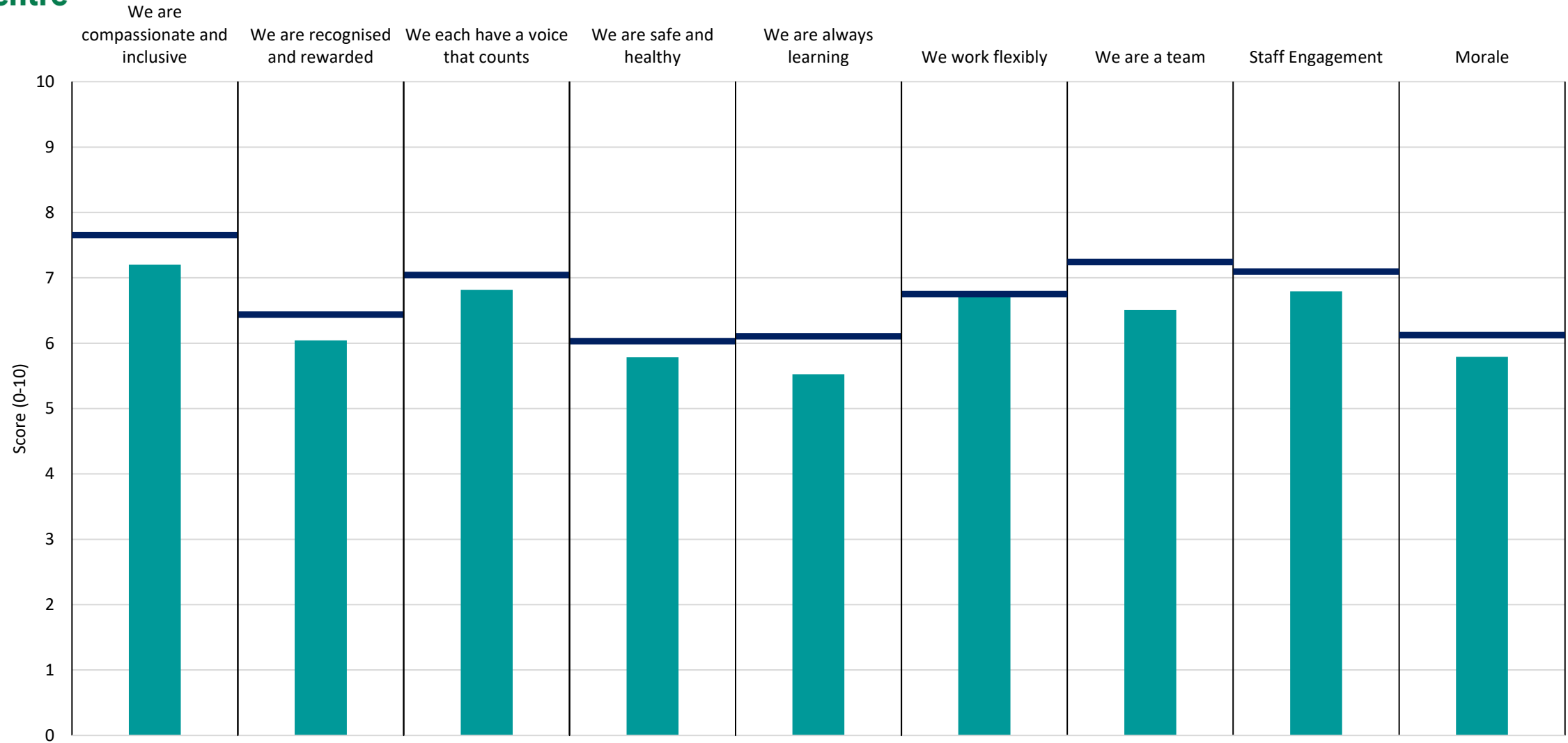


Breakdown	7.4	6.0	6.7	5.2	5.7	5.7	6.9	6.8	5.3
Your org	7.7	6.4	7.0	6.0	6.1	6.8	7.2	7.1	6.1
Responses	48	48	48	48	46	48	48	48	48

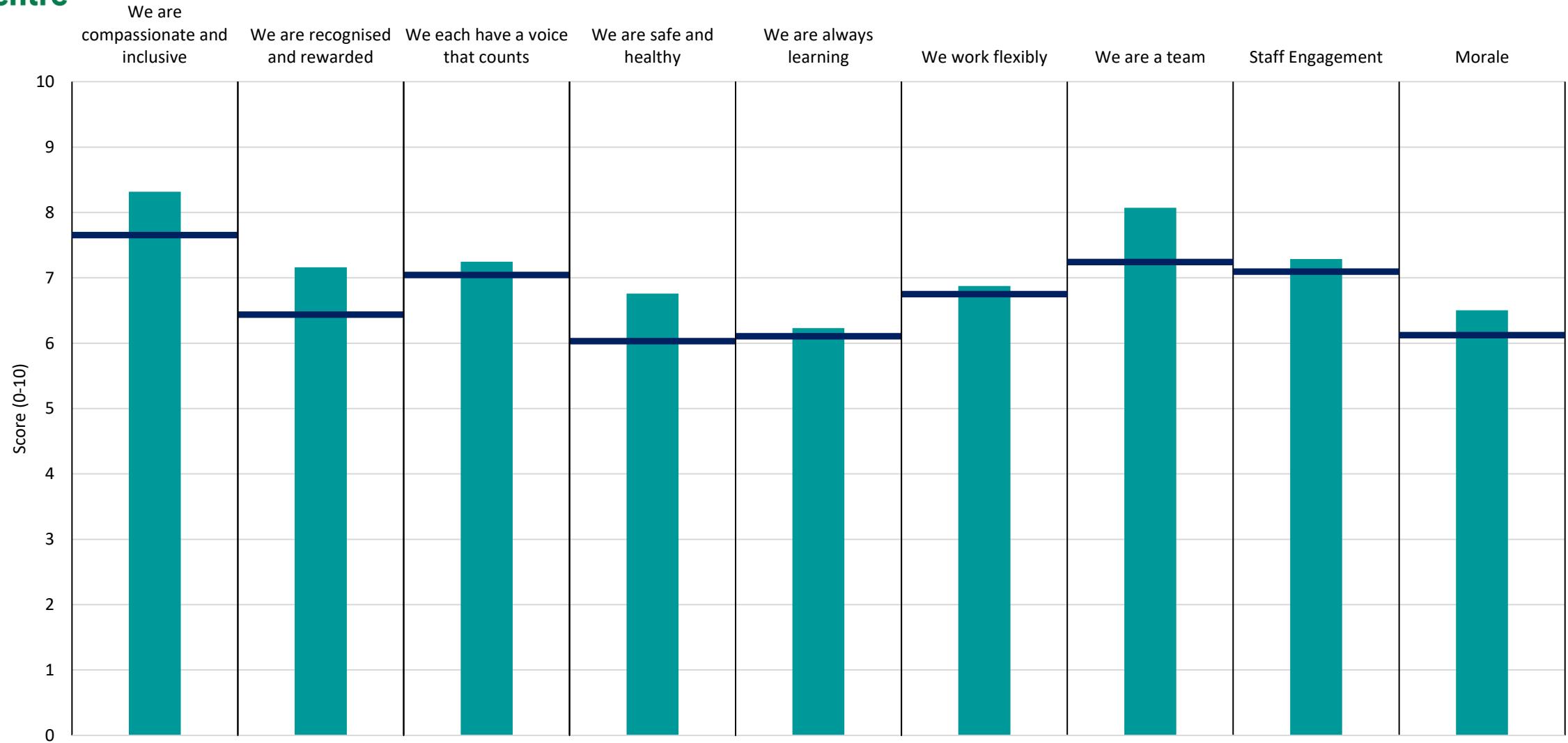




Breakdown	8.0	6.5	7.1	5.9	6.3	6.8	7.4	7.3	6.1
Your org	7.7	6.4	7.0	6.0	6.1	6.8	7.2	7.1	6.1
Responses	97	97	97	97	94	97	97	97	97

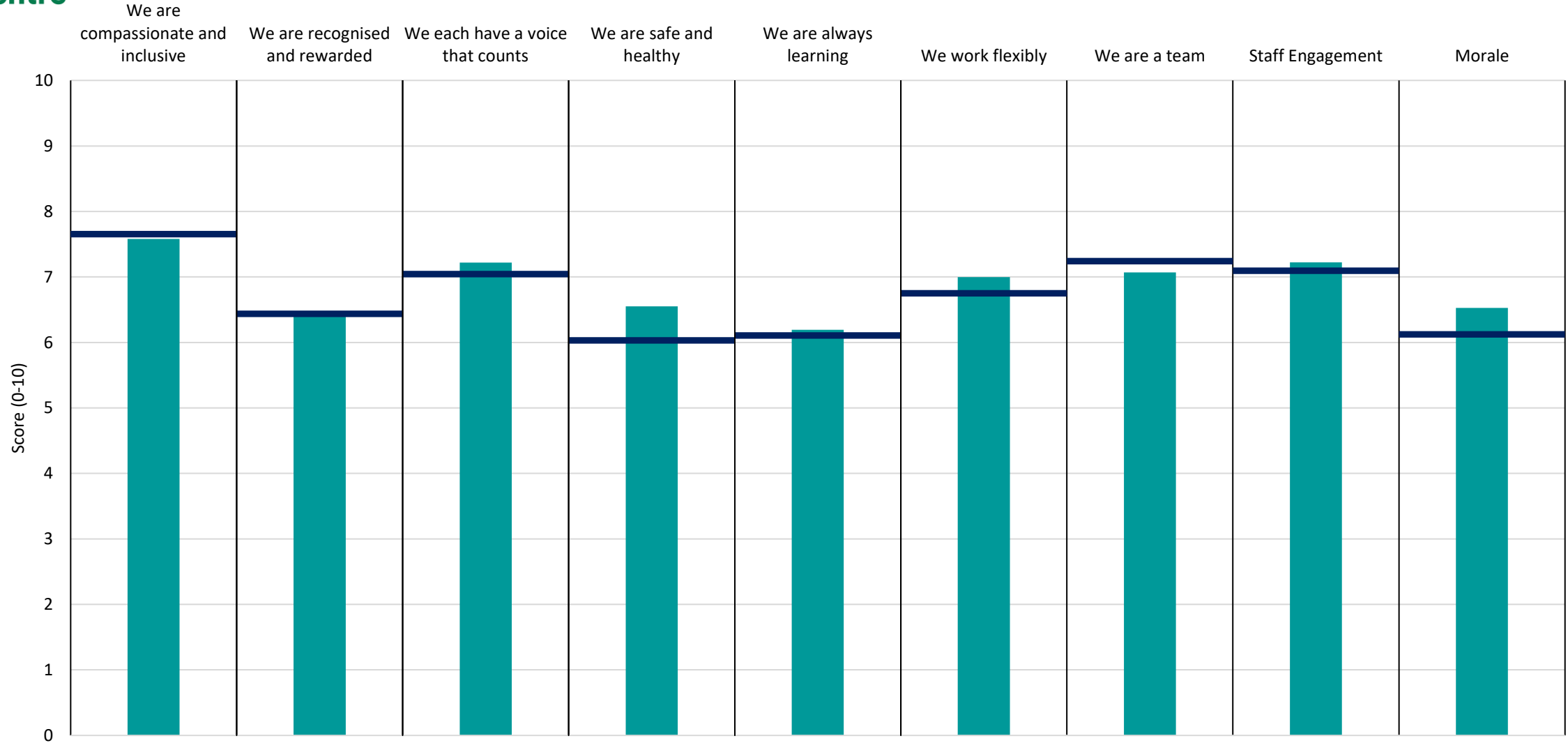


Breakdown	7.2	6.0	6.8	5.8	5.5	6.8	6.5	6.8	5.8
Your org	7.7	6.4	7.0	6.0	6.1	6.8	7.2	7.1	6.1
Responses	60	60	59	58	57	59	59	60	60



Breakdown	8.3	7.2	7.2	6.8	6.2	6.9	8.1	7.3	6.5
Your org	7.7	6.4	7.0	6.0	6.1	6.8	7.2	7.1	6.1
Responses	29	28	29	29	29	28	29	29	29





Breakdown	7.6	6.4	7.2	6.6	6.2	7.0	7.1	7.2	6.5
Your org	7.7	6.4	7.0	6.0	6.1	6.8	7.2	7.1	6.1
Responses	63	63	63	62	62	63	63	63	63

