



Isle of Wight NHS Trust (mental health sector)

2022 NHS Staff Survey

Breakdown report

Introduction	4
People Promise element and Theme results – Breakdowns 1	5
<u>470 2Mental Health & Learning Disabilities Division</u>	<u>6</u>

<u>470 3Divisional Management - MH</u>	<u>8</u>
<u>470 3MH&LD Specialist Service CSG</u>	<u>9</u>
<u>CSG - Comm 470 3Children and Young People CSG - Comm</u>	<u>10</u>
<u>CSG - MH 470 3Children and Young People CSG - MH</u>	<u>11</u>
<u>CSG 470 3Mental Health Acute Services CSG</u>	<u>12</u>

This directorate report for Isle of Wight NHS Trust (mental health sector) contains results by breakdown for People Promise element and theme results from the 2022 NHS Staff Survey. These results are compared to the unweighted average for your organisation.

Please note: It is possible that there are differences between the ‘Your org’ scores reported in this directorate report and those in the benchmark report. This is because the results in the benchmark report are weighted to allow for fair comparisons between organisations of a similar type. However, in this report comparisons are made within your organisation so the unweighted organisation result is a more appropriate point of comparison.

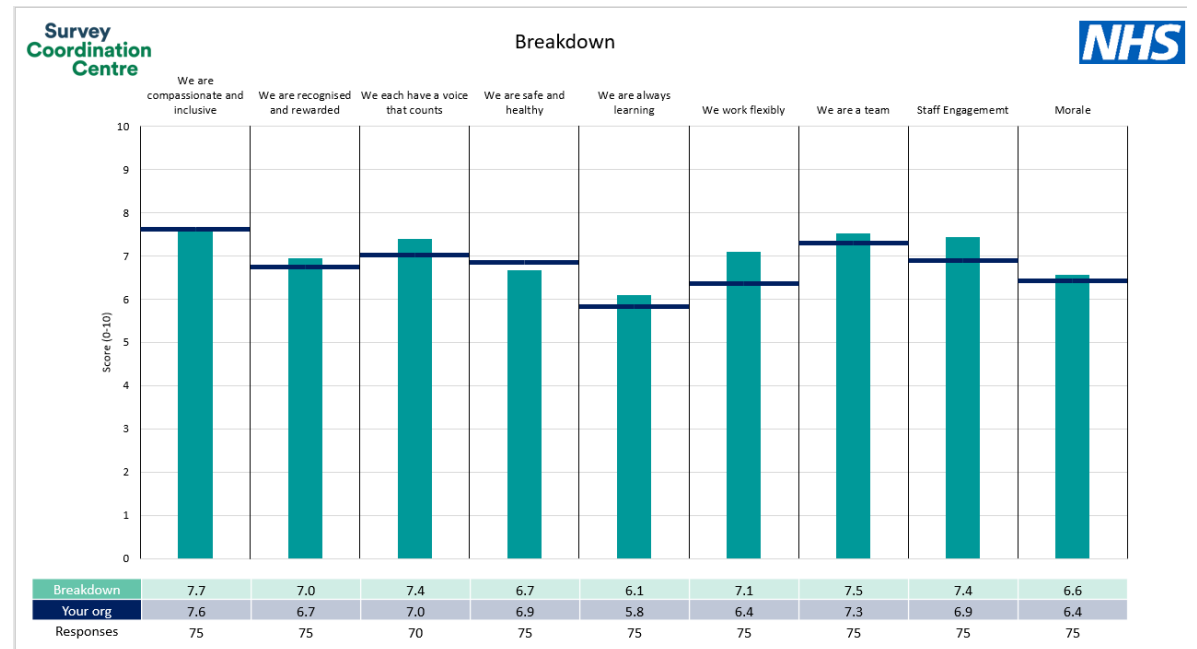
The breakdowns used in this report were provided and defined by Isle of Wight NHS Trust (mental health sector). Details of how the People Promise element and theme scores were calculated are included in the Technical Document, available to download from our results website.

Key features

Breakdown type and **breakdown name** are specified in the header.

Breakdown results are presented in the context of the (unweighted) **organisation average ('Your org')**, so it is easy to tell if a directorate is performing better or worse than the organisation average. For all People Promise element and theme results, a higher score is a better result than a lower score

The **number of responses** feeding into each measures and sub-scores for the **given breakdown** is specified below the table containing the directorate and trust scores.

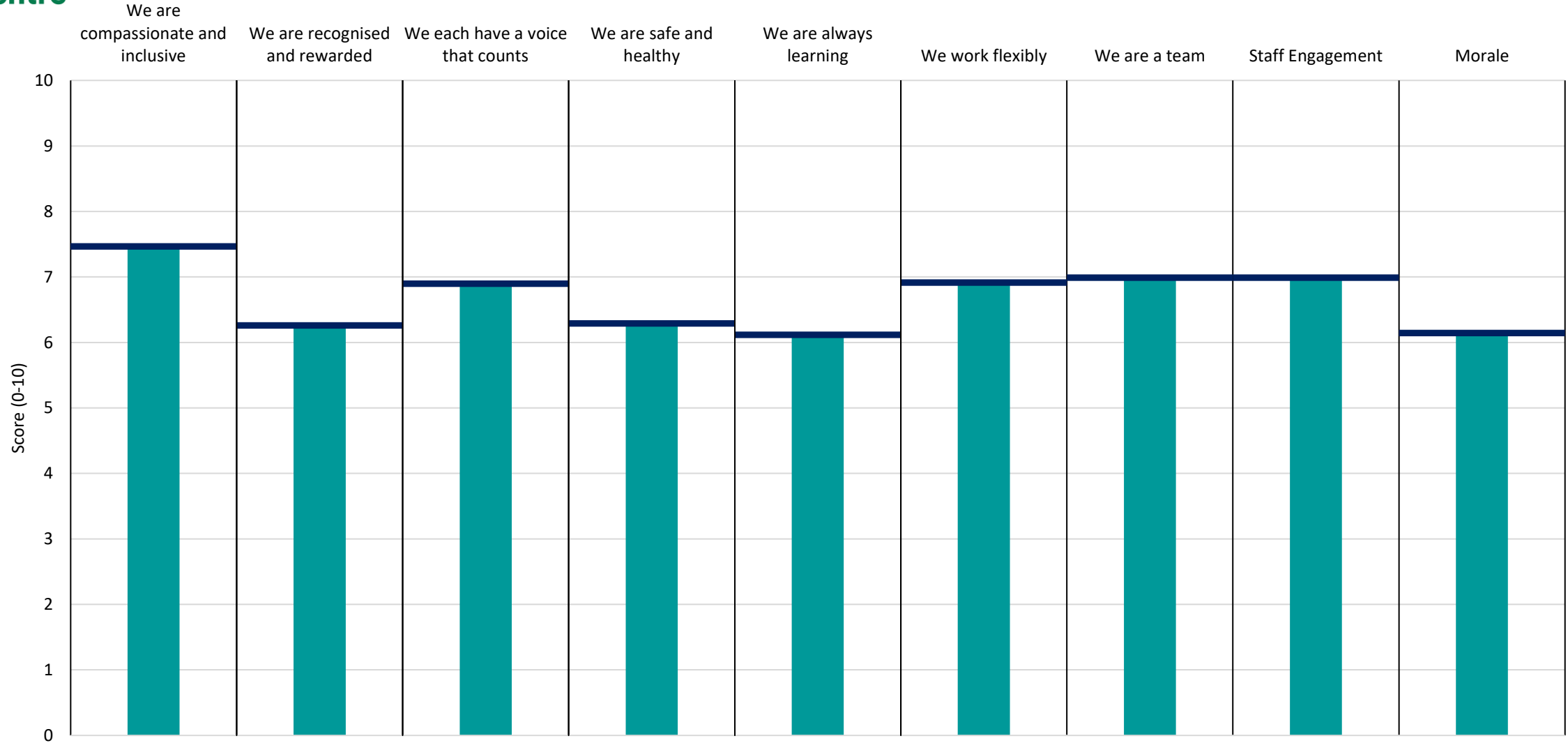


! Note: when there are less than 11 responses in a group, results are suppressed to protect staff confidentiality, for some organisations this could mean that all breakdown results are suppressed.

Breakdowns 1

Isle of Wight NHS Trust (mental health sector)

2022 NHS Staff Survey

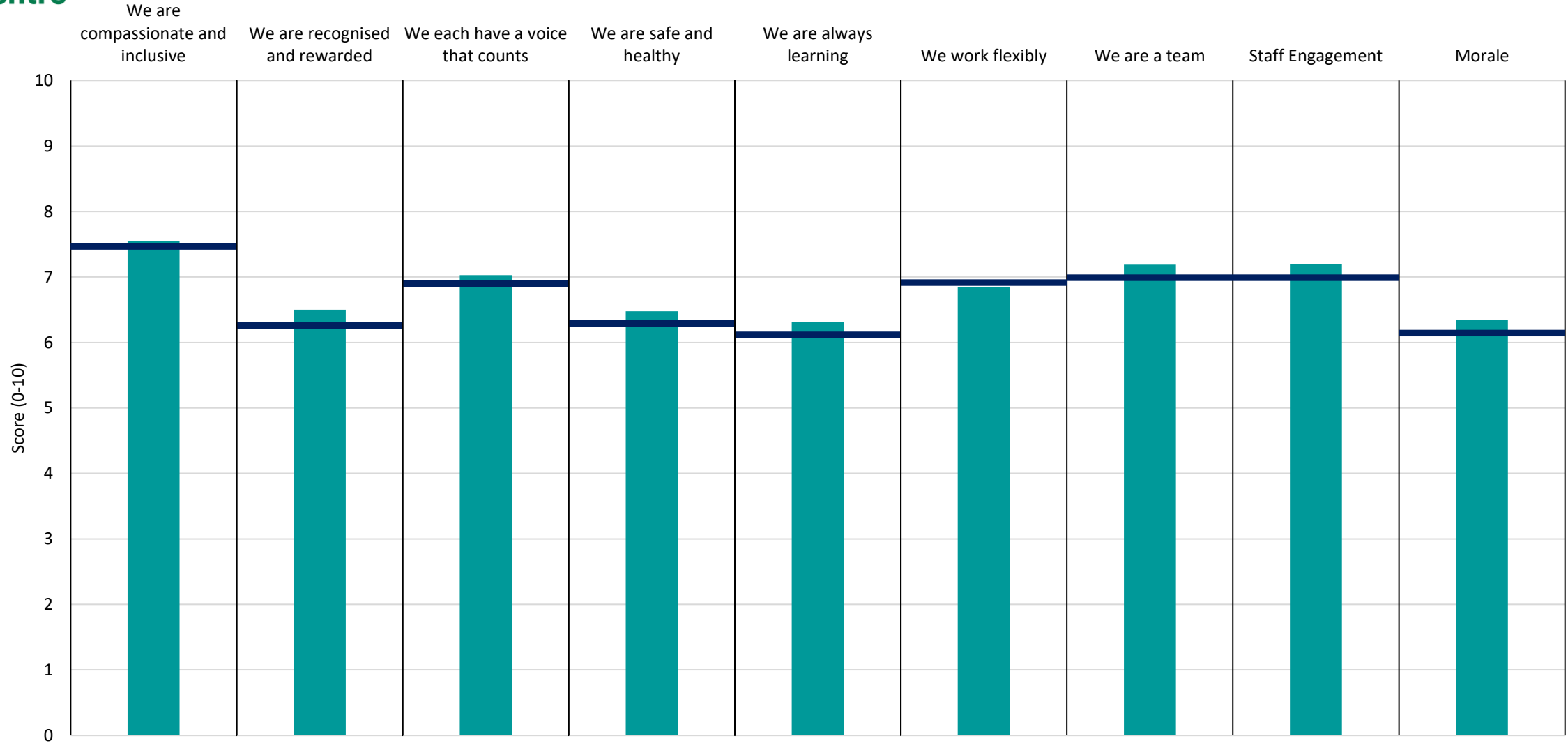


Breakdown	7.5	6.3	6.9	6.3	6.1	6.9	7.0	7.0	6.1
Your org	7.5	6.3	6.9	6.3	6.1	6.9	7.0	7.0	6.1
Responses	258	257	258	258	249	256	258	258	258

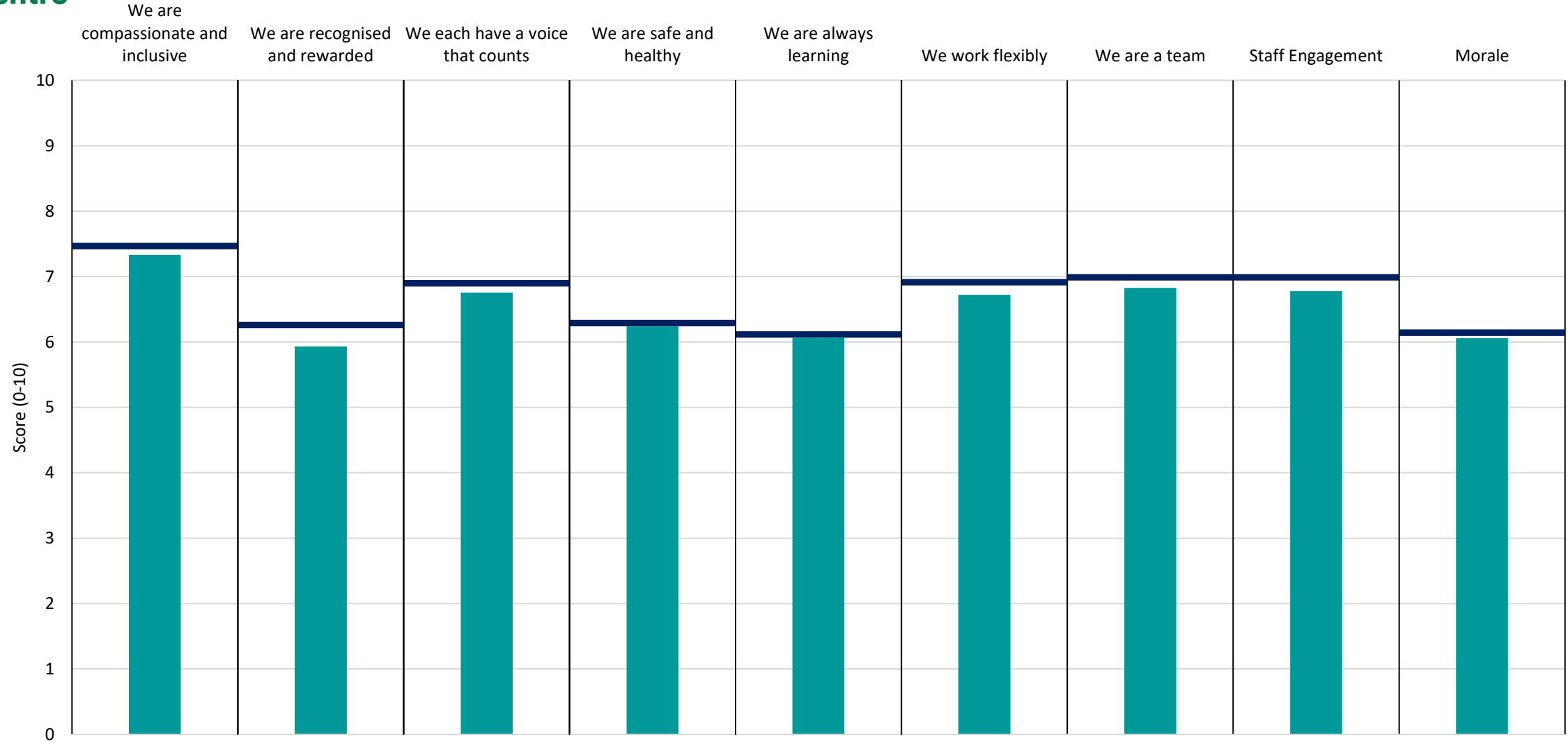
Breakdowns 2

Isle of Wight NHS Trust (mental health sector)

2022 NHS Staff Survey



Breakdown	7.6	6.5	7.0	6.5	6.3	6.8	7.2	7.2	6.3
Your org	7.5	6.3	6.9	6.3	6.1	6.9	7.0	7.0	6.1
Responses	79	79	79	79	74	79	79	79	79



Breakdown	7.3	5.9	6.8	6.2	6.1	6.7	6.8	6.8	6.1
Your org	7.5	6.3	6.9	6.3	6.1	6.9	7.0	7.0	6.1
Responses	105	104	105	105	101	103	105	105	105