



# NHS Cheshire and Merseyside ICB

2022 NHS Staff Survey

Breakdown report

Introduction	4
People Promise element and Theme results – Breakdowns 1	5
<u>117</u>	<u>5</u>
<u>147</u>	<u>6</u>
<u>473</u>	<u>7</u>
<u>486</u>	<u>8</u>
<u>488</u>	<u>9</u>
<u>492</u>	<u>10</u>
<u>493</u>	<u>11</u>
<u>853</u>	<u>12</u>
<u>Central</u>	<u>13</u>

This directorate report for NHS Cheshire and Merseyside ICB contains results by breakdown for People Promise element and theme results from the 2022 NHS Staff Survey. These results are compared to the unweighted average for your organisation.

**Please note:** It is possible that there are differences between the ‘Your org’ scores reported in this directorate report and those in the benchmark report. This is because the results in the benchmark report are weighted to allow for fair comparisons between organisations of a similar type. However, in this report comparisons are made within your organisation so the unweighted organisation result is a more appropriate point of comparison.

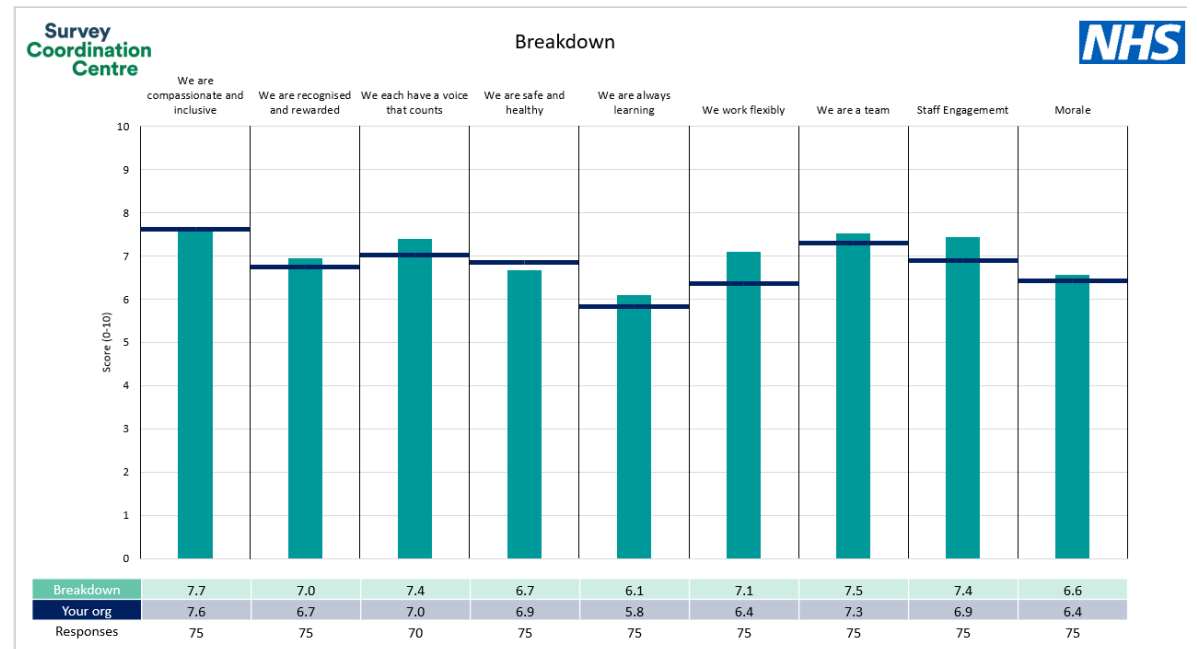
The breakdowns used in this report were provided and defined by NHS Cheshire and Merseyside ICB. Details of how the People Promise element and theme scores were calculated are included in the Technical Document, available to download from our results website.

## Key features

Breakdown type and **breakdown name** are specified in the header.

Breakdown results are presented in the context of the (unweighted) **organisation average ('Your org')**, so it is easy to tell if a directorate is performing better or worse than the organisation average. For all People Promise element and theme results, a higher score is a better result than a lower score

The **number of responses** feeding into each measures and sub-scores for the **given breakdown** is specified below the table containing the directorate and trust scores.

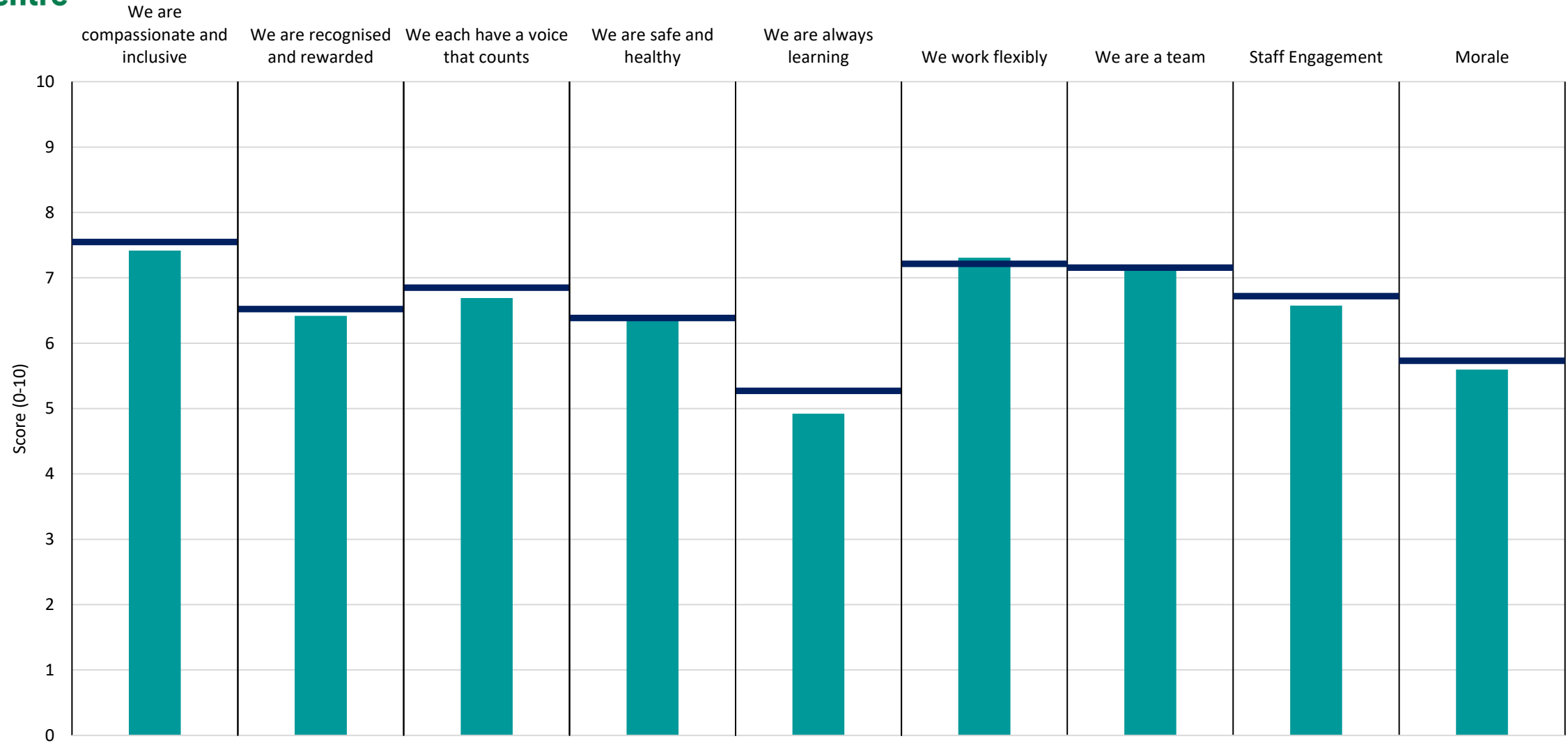


**! Note:** when there are less than 11 responses in a group, results are suppressed to protect staff confidentiality, for some organisations this could mean that all breakdown results are suppressed.

# Breakdowns 1

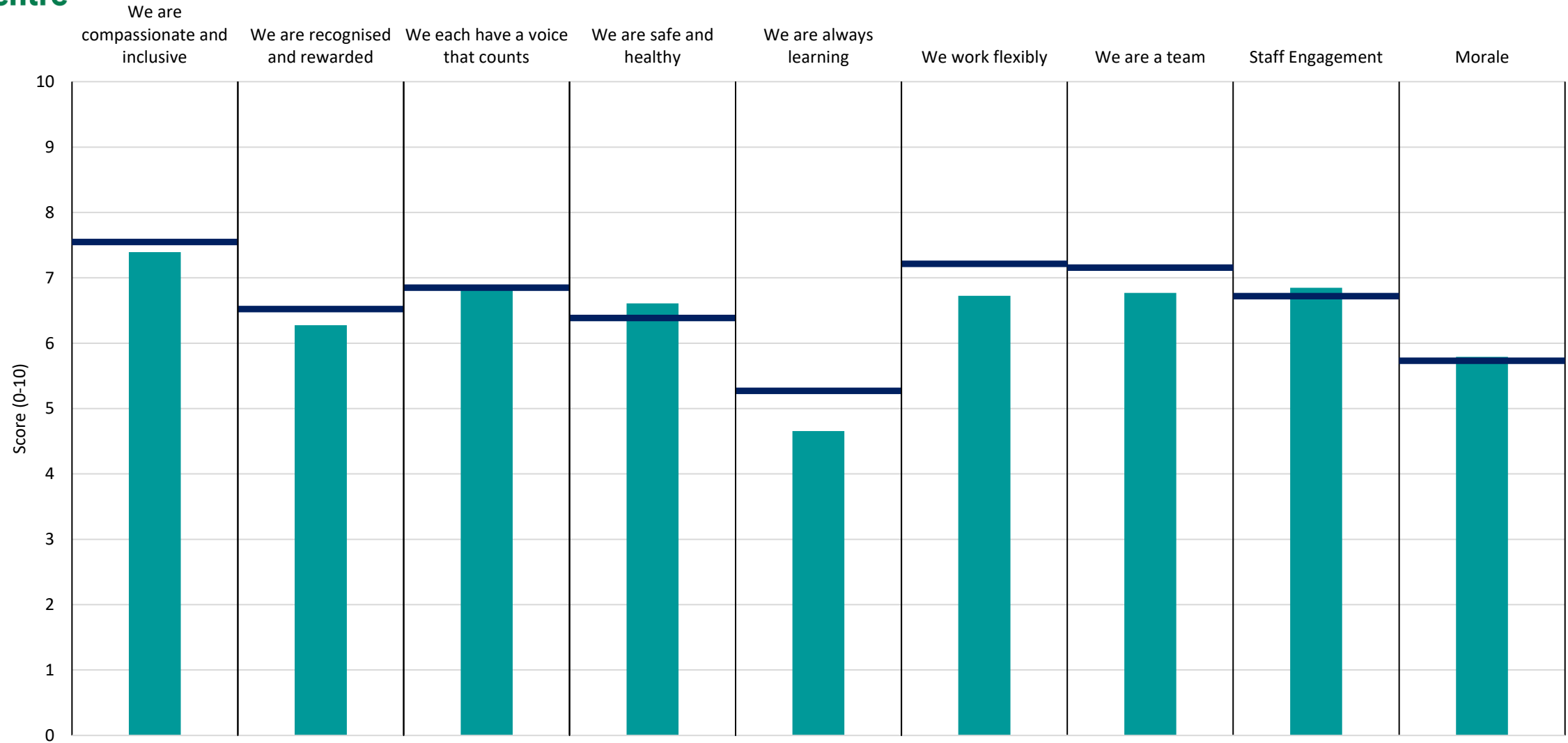
NHS Cheshire and Merseyside ICB

2022 NHS Staff Survey

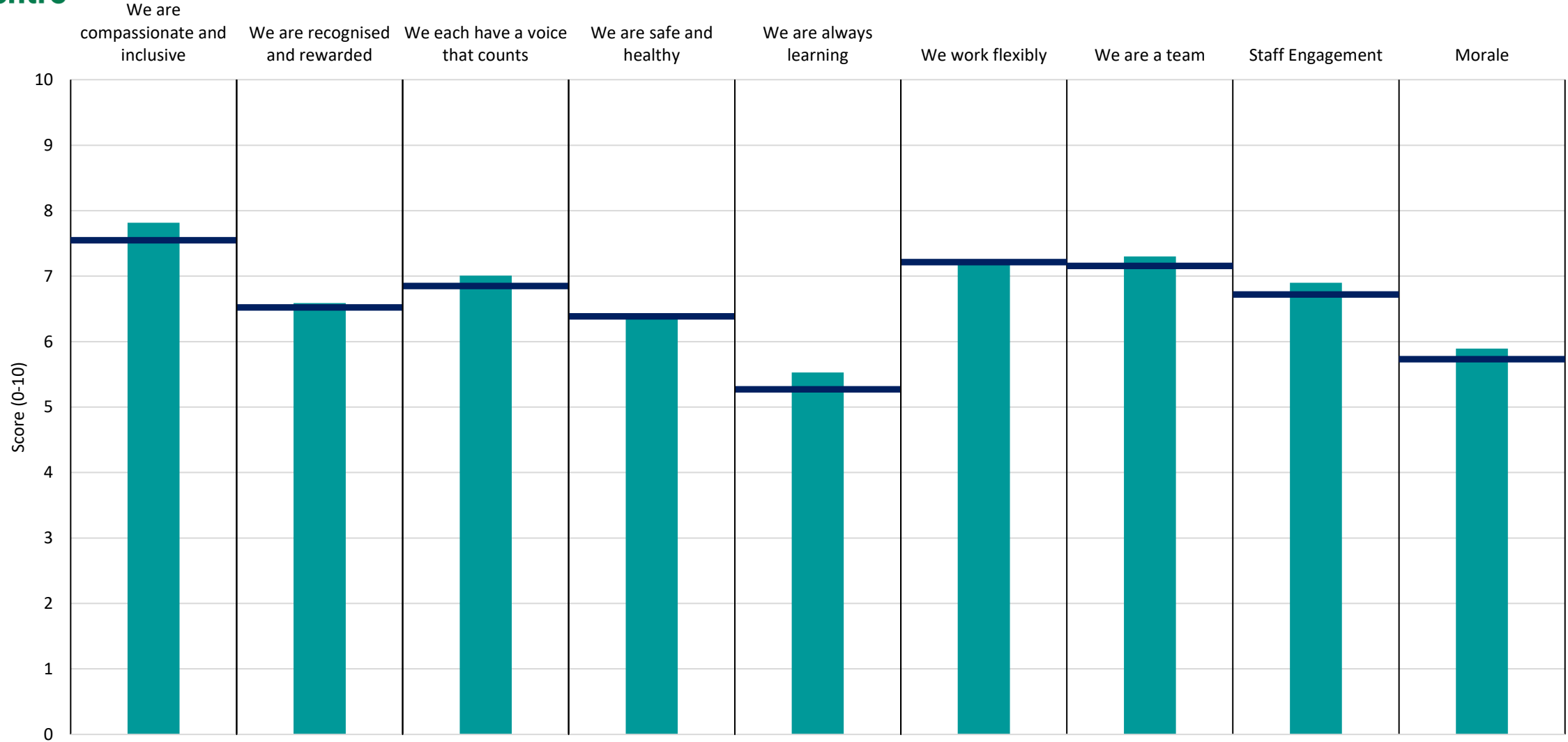


Breakdown	7.4	6.4	6.7	6.4	4.9	7.3	7.1	6.6	5.6
Your org	7.5	6.5	6.9	6.4	5.3	7.2	7.2	6.7	5.7
Responses	104	104	102	103	98	104	104	104	104



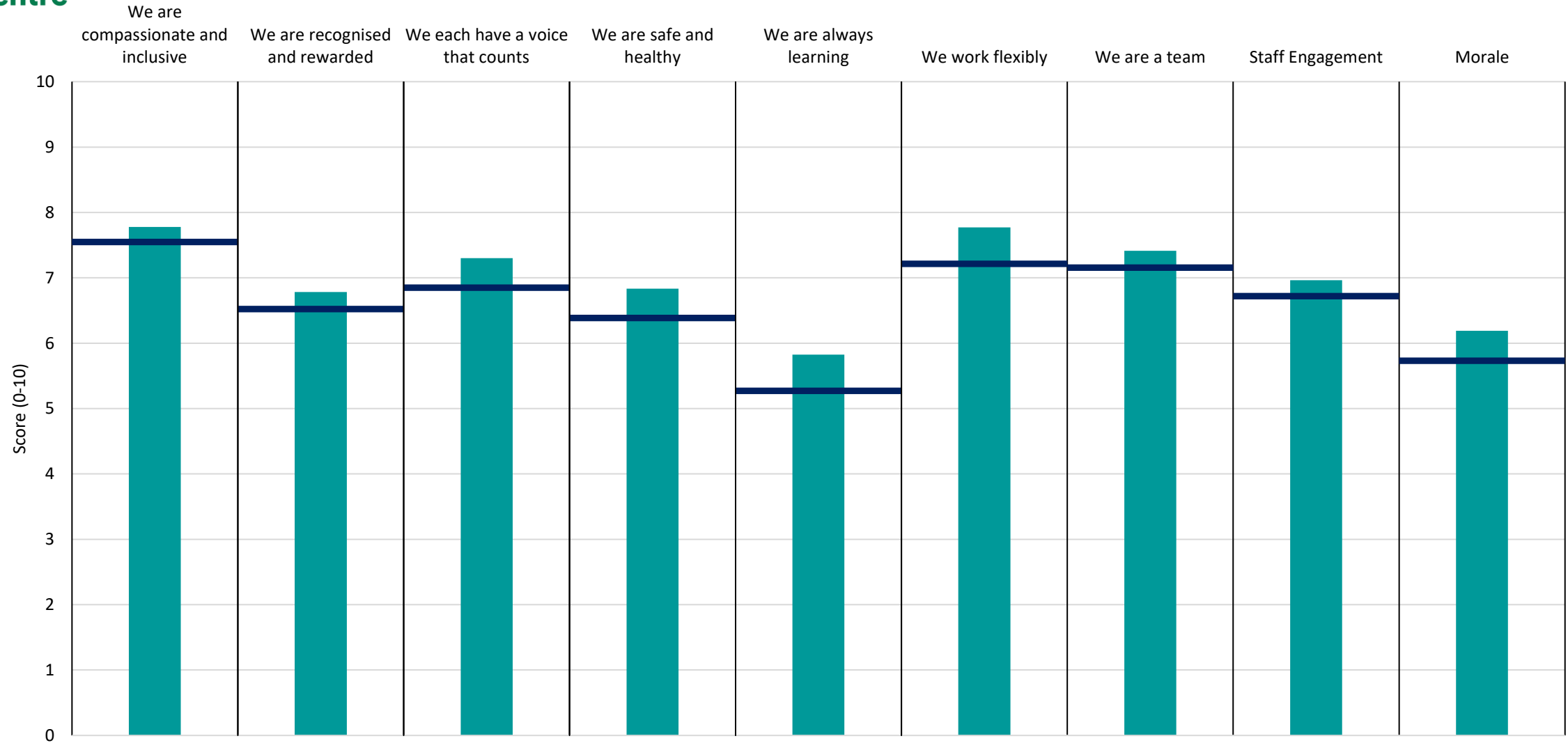


Breakdown	7.4	6.3	6.9	6.6	4.7	6.7	6.8	6.8	5.8
Your org	7.5	6.5	6.9	6.4	5.3	7.2	7.2	6.7	5.7
Responses	40	40	39	39	38	40	40	40	40

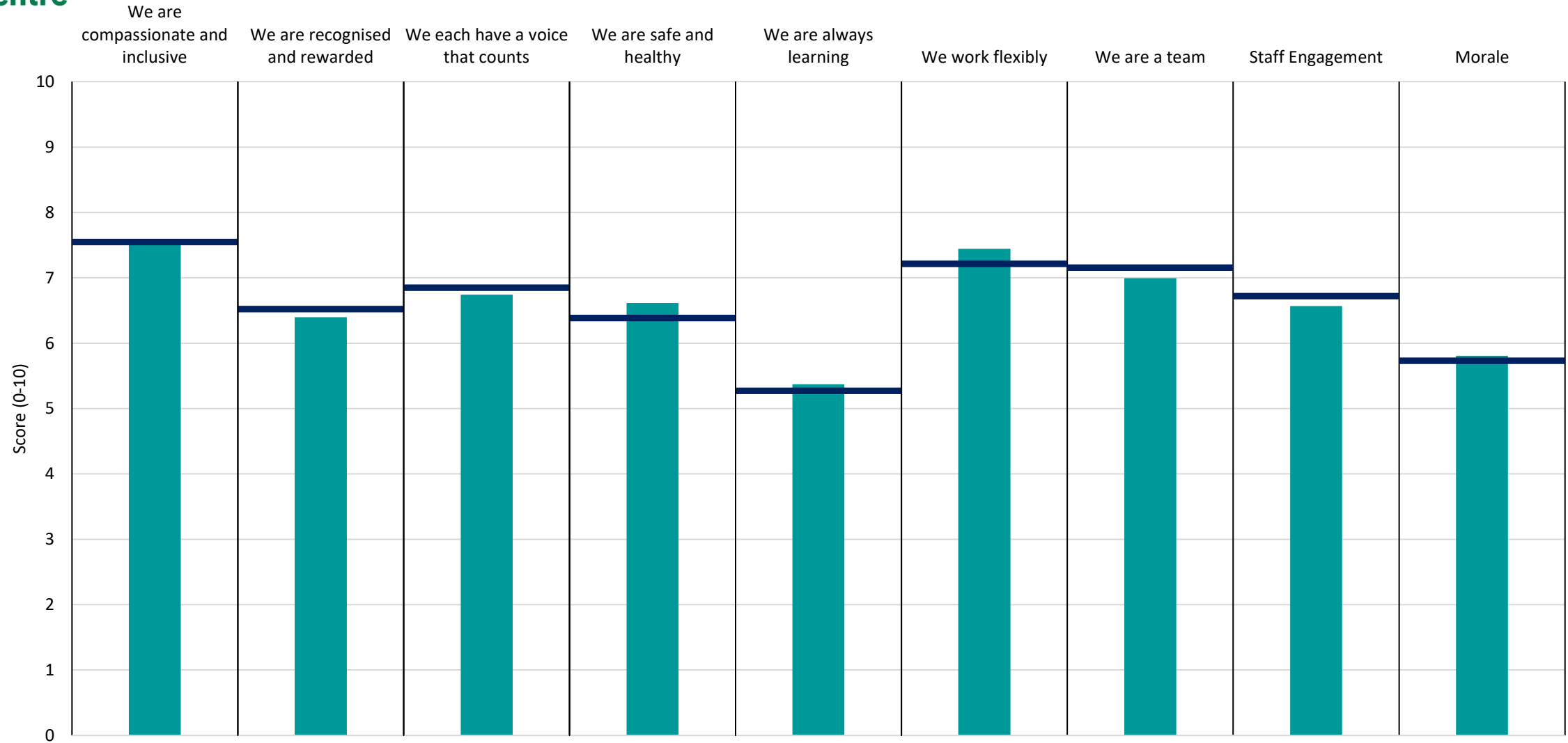


Breakdown	7.8	6.6	7.0	6.4	5.5	7.2	7.3	6.9	5.9
Your org	7.5	6.5	6.9	6.4	5.3	7.2	7.2	6.7	5.7
Responses	88	86	87	88	84	86	88	88	88

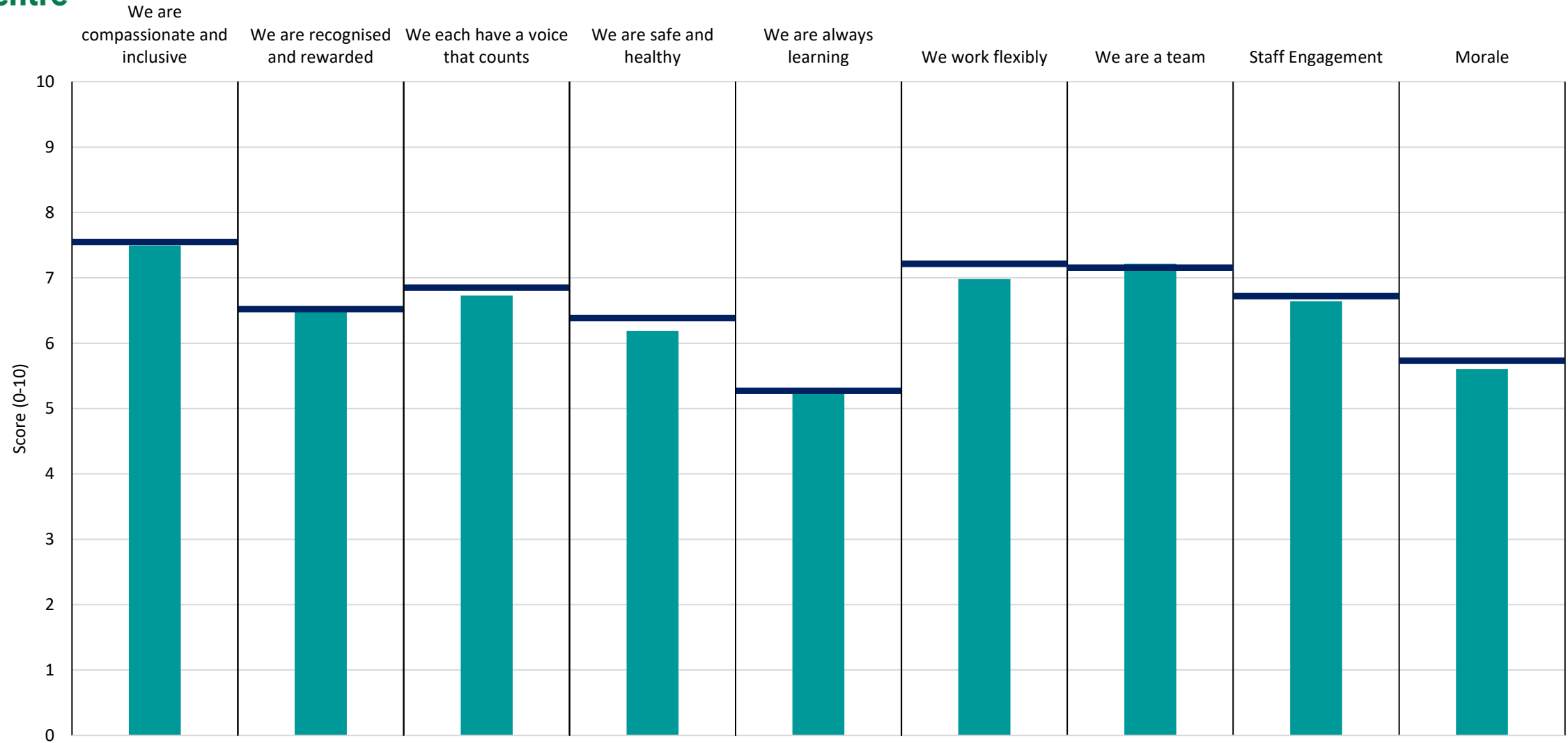




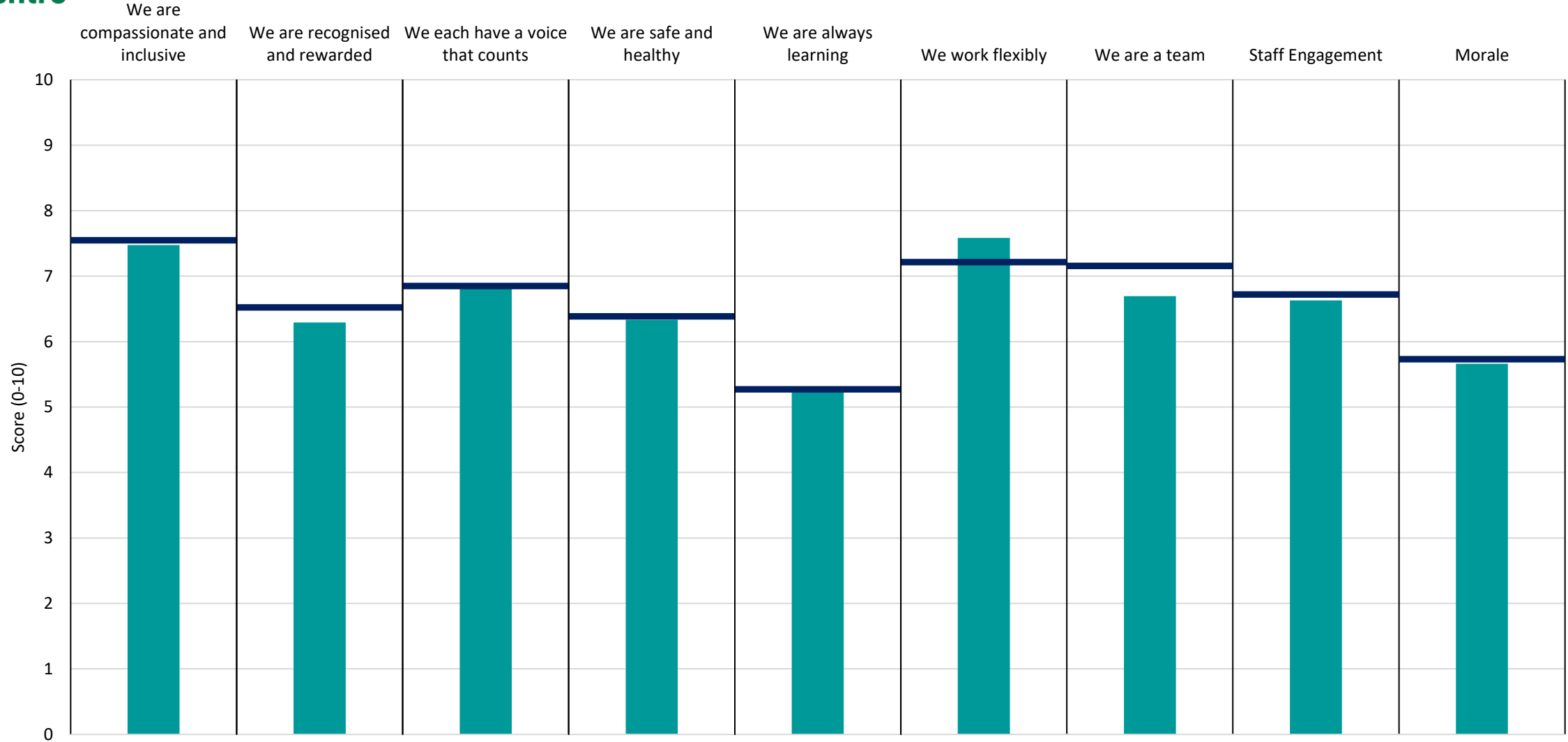
Breakdown	7.8	6.8	7.3	6.8	5.8	7.8	7.4	7.0	6.2
Your org	7.5	6.5	6.9	6.4	5.3	7.2	7.2	6.7	5.7
Responses	61	60	60	61	61	60	61	62	61



Breakdown	7.5	6.4	6.7	6.6	5.4	7.4	7.0	6.6	5.8
Your org	7.5	6.5	6.9	6.4	5.3	7.2	7.2	6.7	5.7
Responses	67	67	66	67	66	67	67	67	67



Breakdown	7.5	6.6	6.7	6.2	5.2	7.0	7.2	6.6	5.6
Your org	7.5	6.5	6.9	6.4	5.3	7.2	7.2	6.7	5.7
Responses	225	224	223	225	217	224	224	225	225



Breakdown	7.5	6.3	6.8	6.3	5.2	7.6	6.7	6.6	5.7
Your org	7.5	6.5	6.9	6.4	5.3	7.2	7.2	6.7	5.7
Responses	39	39	38	39	38	39	39	39	39

