



NHS Surrey Heartlands ICB

2022 NHS Staff Survey

Breakdown report

Introduction	4
People Promise element and Theme results – Breakdowns 1	5
<u>Delivery, Quality and Assurance</u>	6
<u>East Surrey Place</u>	7
<u>Executive and PA</u>	8
<u>Finance</u>	9
<u>Guildford & Waverley Place</u>	10
<u>Integrated Commissioning and Adult Social Care</u>	11
<u>Multi-Professional Leadership</u>	12
<u>Surrey Downs Place</u>	13
<u>Workforce and Digital</u>	14

<u>256 Continuing Healthcare L3</u>	16
<u>256 Contracts Department L3</u>	17
<u>256 East Surrey Place L3</u>	18
<u>256 Executive and PA L3</u>	19
<u>256 Finance L3</u>	20
<u>256 Governance and IG L3</u>	21
<u>256 Guildford & Waverley Place L3</u>	22
<u>256 Multi-Professional Leadership L3</u>	23
<u>256 Primary Care Commissioning L3</u>	24
<u>256 Quality Department L3</u>	25
<u>256 Workforce and Digital L3</u>	26
<u>L3 256 Children's and LD Commissioning L3</u>	27
<u>L3 256 Communications & Engagement Department L3</u>	28
<u>L3 256 Delivery, Quality and Assurance L3</u>	29
<u>L3 256 EPRR, Facilities and Business Support L3</u>	30
<u>L3 256 Performance, Planning and Assurance L3</u>	31
<u>Other</u>	32

This directorate report for NHS Surrey Heartlands ICB contains results by breakdown for People Promise element and theme results from the 2022 NHS Staff Survey. These results are compared to the unweighted average for your organisation.

Please note: It is possible that there are differences between the ‘Your org’ scores reported in this directorate report and those in the benchmark report. This is because the results in the benchmark report are weighted to allow for fair comparisons between organisations of a similar type. However, in this report comparisons are made within your organisation so the unweighted organisation result is a more appropriate point of comparison.

The breakdowns used in this report were provided and defined by NHS Surrey Heartlands ICB. Details of how the People Promise element and theme scores were calculated are included in the Technical Document, available to download from our results website.

Key features

Breakdown type and **breakdown name** are specified in the header.

Breakdown results are presented in the context of the (unweighted) **organisation average ('Your org')**, so it is easy to tell if a directorate is performing better or worse than the organisation average. For all People Promise element and theme results, a higher score is a better result than a lower score

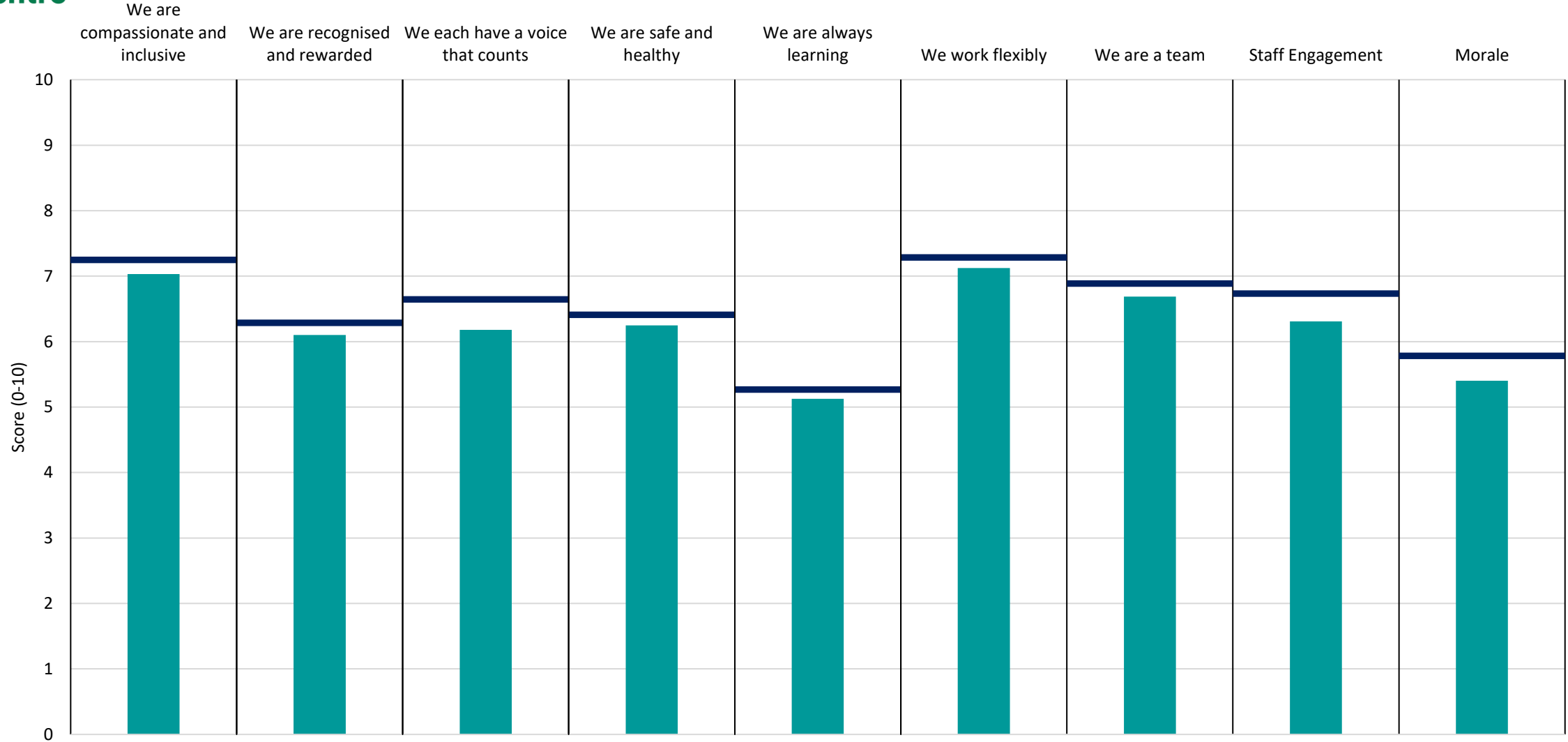
The **number of responses** feeding into each measures and sub-scores for the **given breakdown** is specified below the table containing the directorate and trust scores.



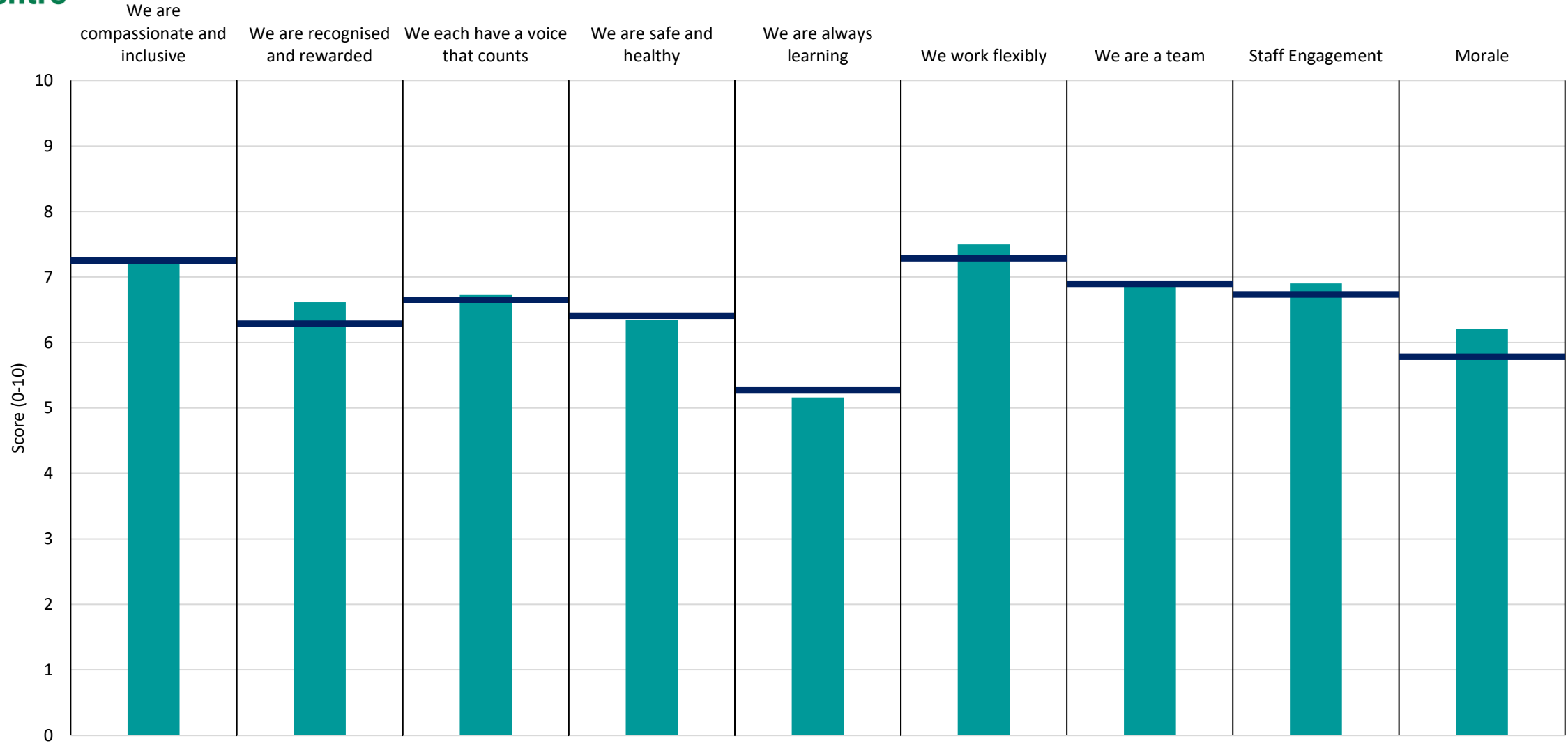
! Note: when there are less than 11 responses in a group, results are suppressed to protect staff confidentiality, for some organisations this could mean that all breakdown results are suppressed.

Breakdowns 1

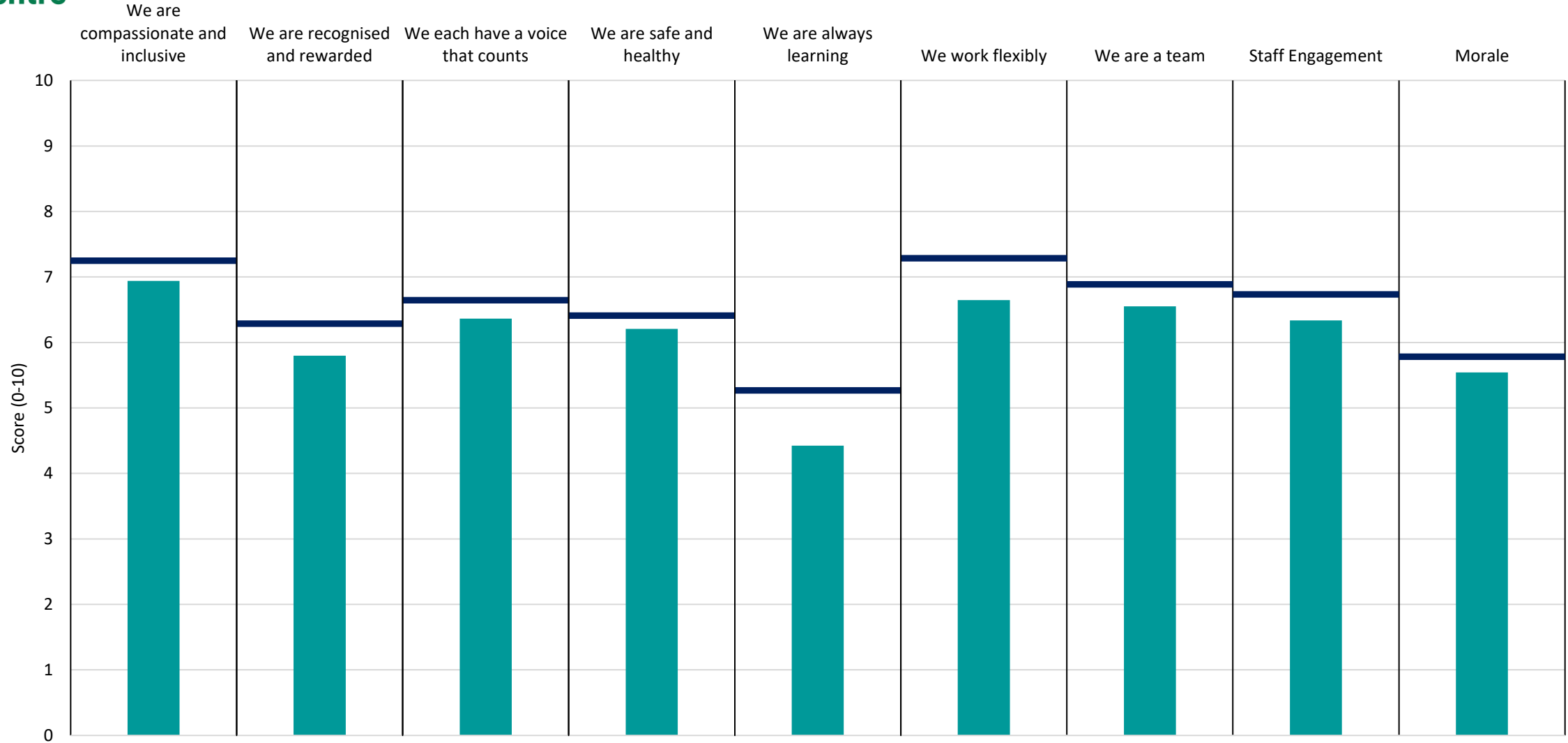
NHS Surrey Heartlands ICB
2022 NHS Staff Survey



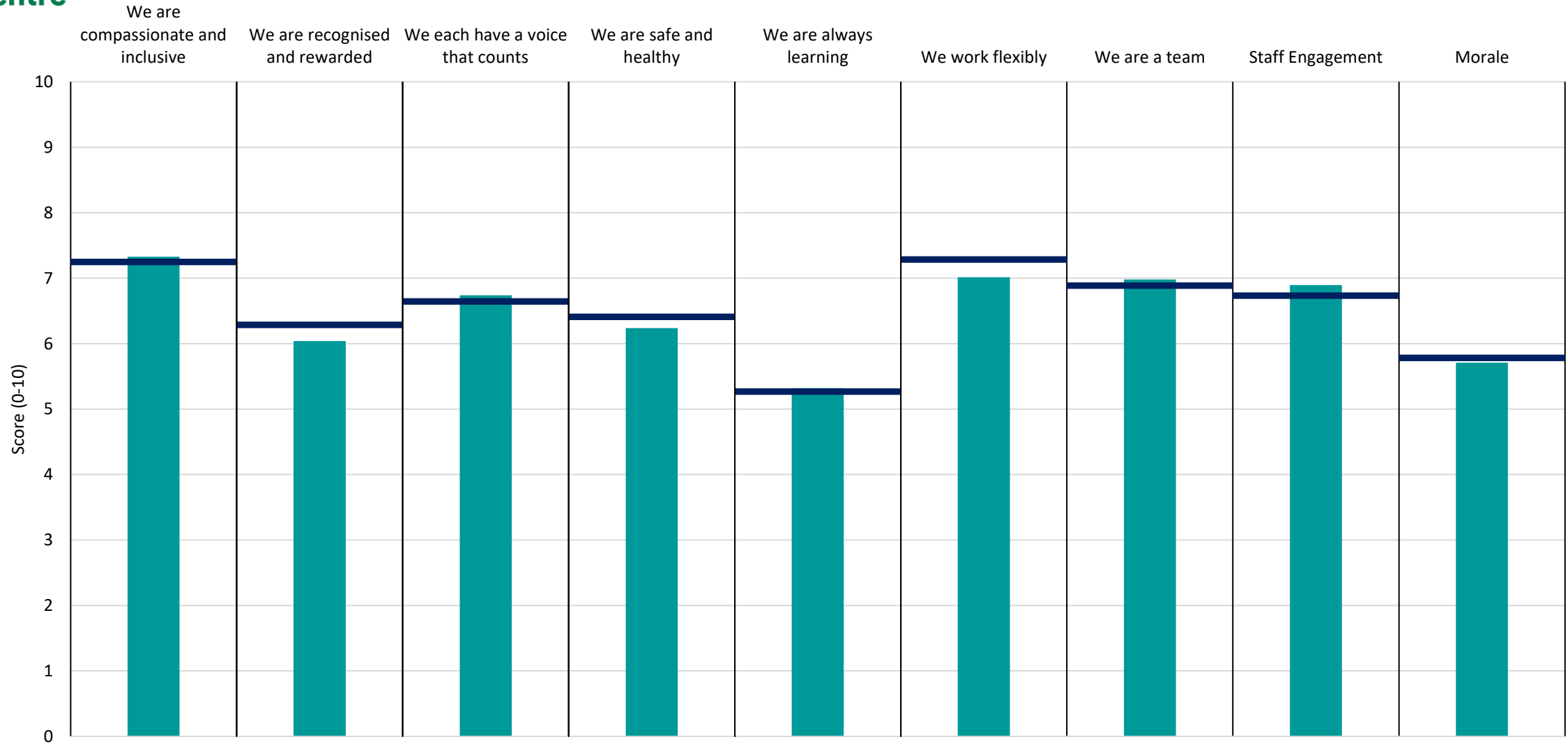
Breakdown	7.0	6.1	6.2	6.2	5.1	7.1	6.7	6.3	5.4
Your org	7.2	6.3	6.6	6.4	5.3	7.3	6.9	6.7	5.8
Responses	94	94	91	94	92	93	94	94	94



Breakdown	7.2	6.6	6.7	6.3	5.2	7.5	6.9	6.9	6.2
Your org	7.2	6.3	6.6	6.4	5.3	7.3	6.9	6.7	5.8
Responses	13	13	12	13	13	13	13	13	13



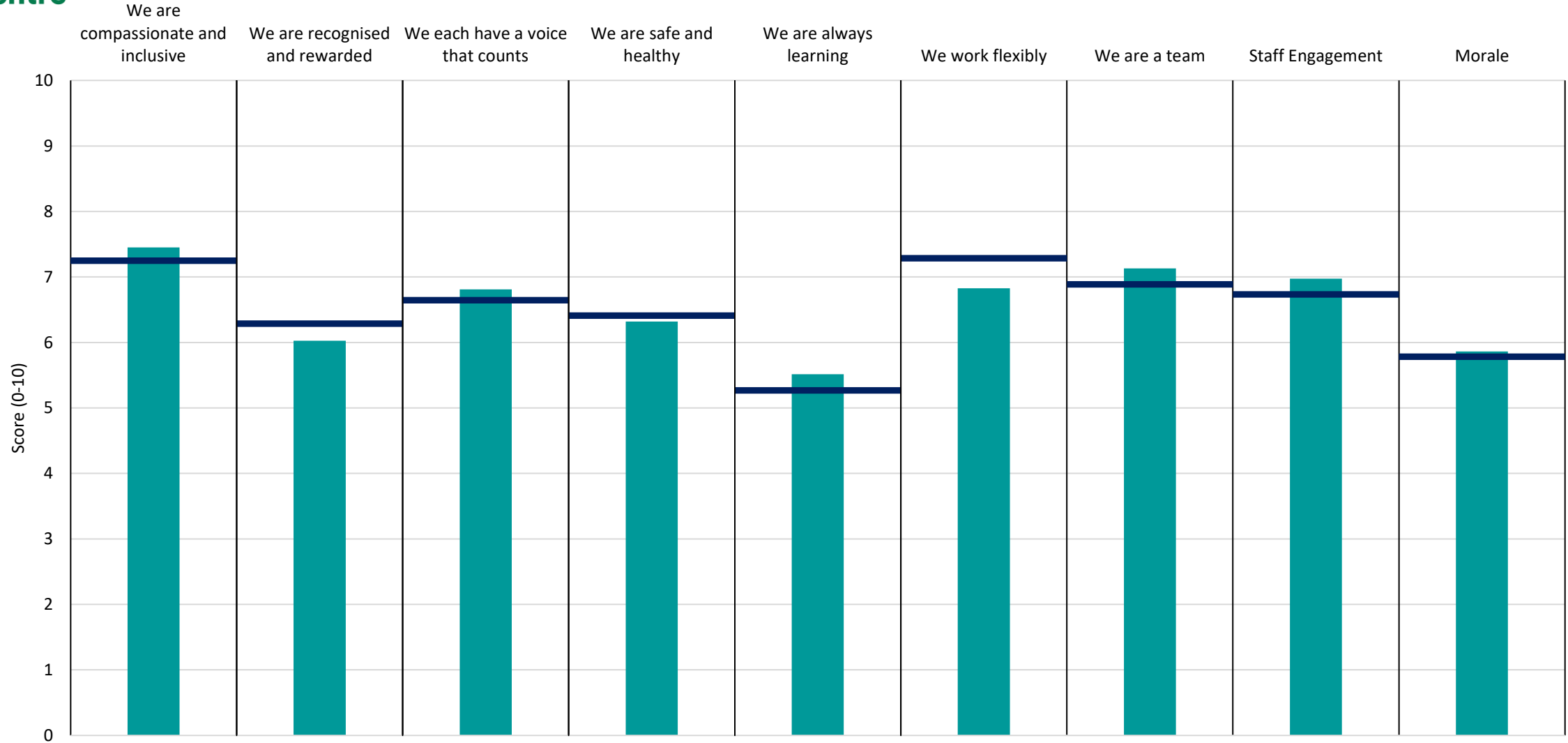
Breakdown	6.9	5.8	6.4	6.2	4.4	6.6	6.6	6.3	5.5
Your org	7.2	6.3	6.6	6.4	5.3	7.3	6.9	6.7	5.8
Responses	42	42	42	42	41	42	41	42	42



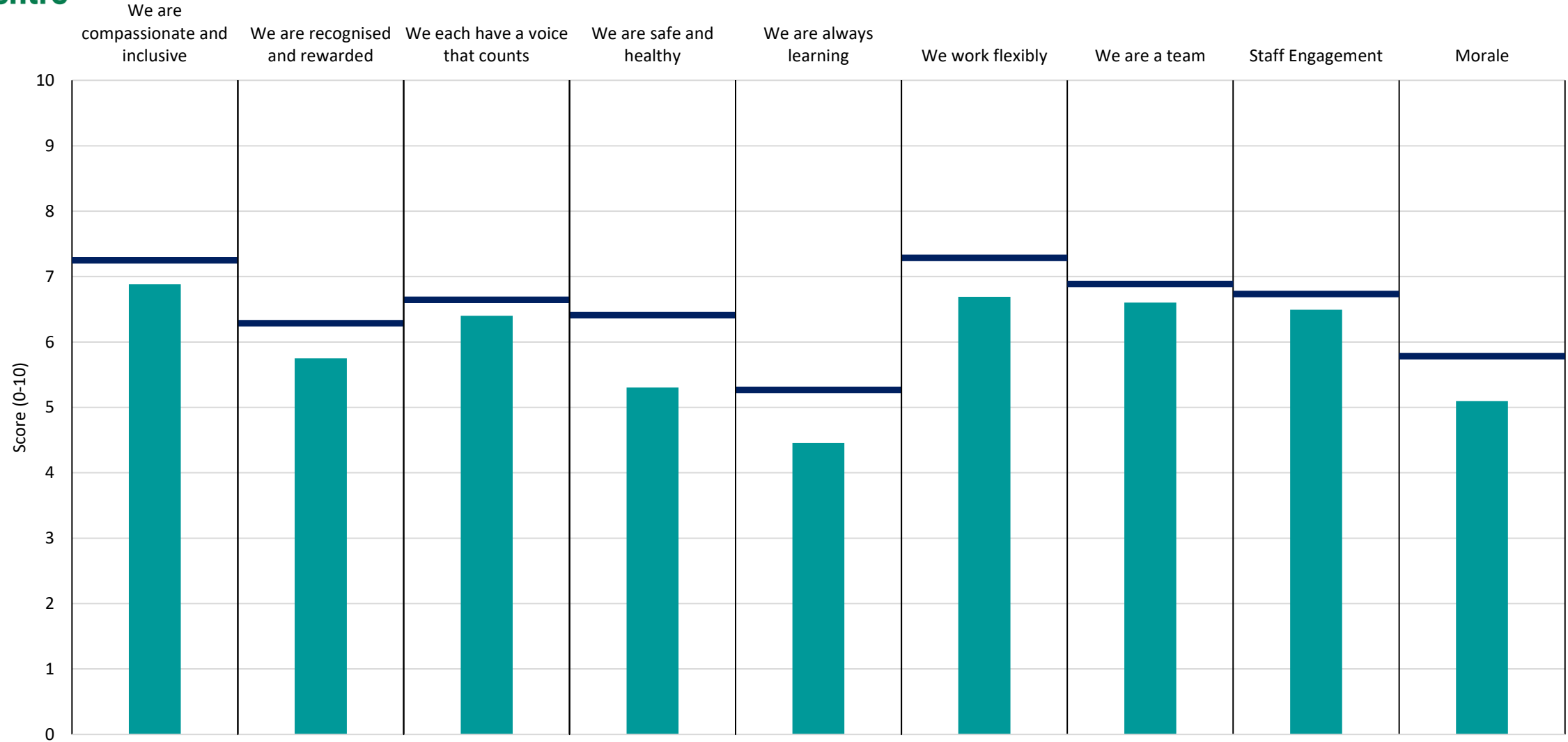
Breakdown	7.3	6.0	6.7	6.2	5.3	7.0	7.0	6.9	5.7
Your org	7.2	6.3	6.6	6.4	5.3	7.3	6.9	6.7	5.8
Responses	85	85	85	85	83	85	85	85	85

Breakdowns 2

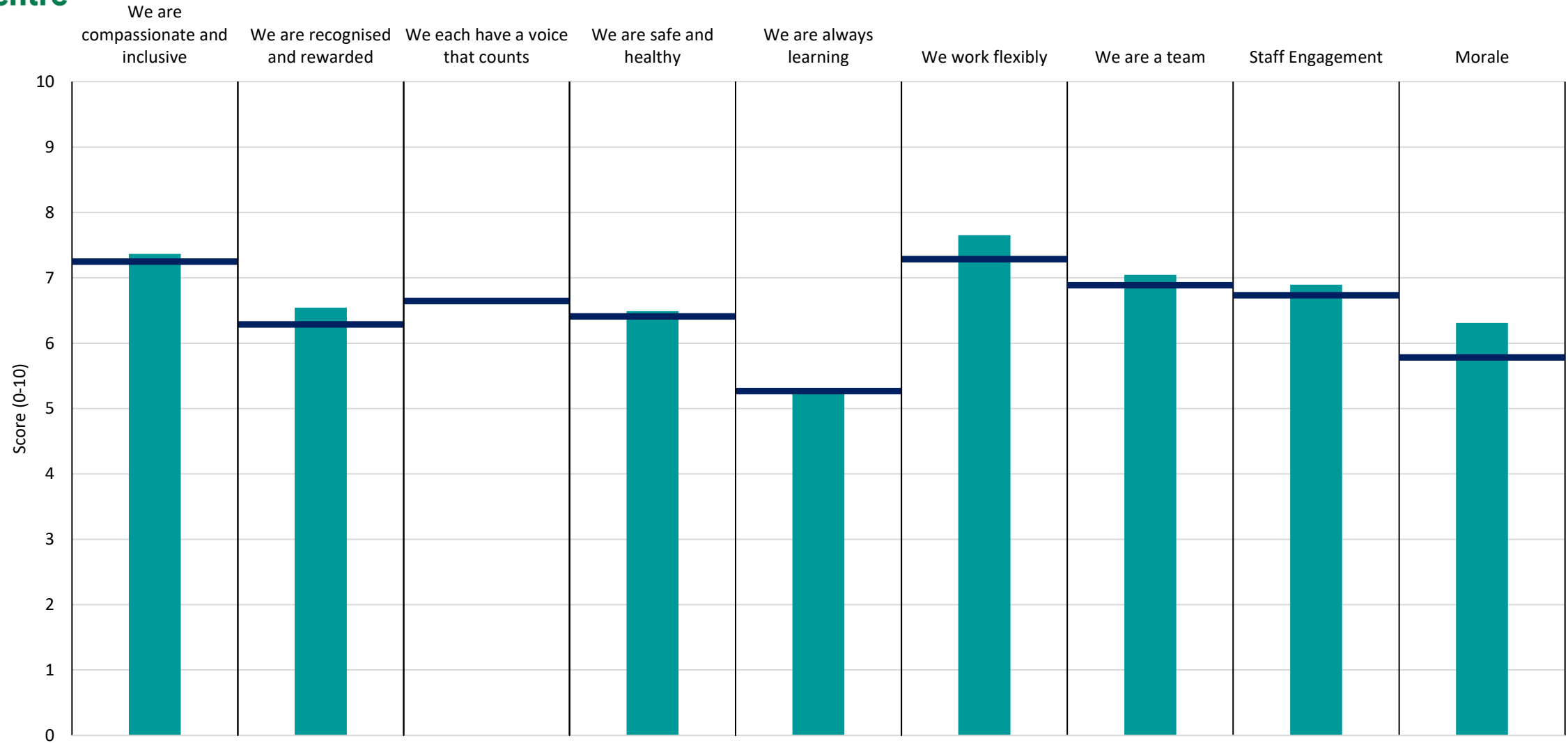
NHS Surrey Heartlands ICB
2022 NHS Staff Survey



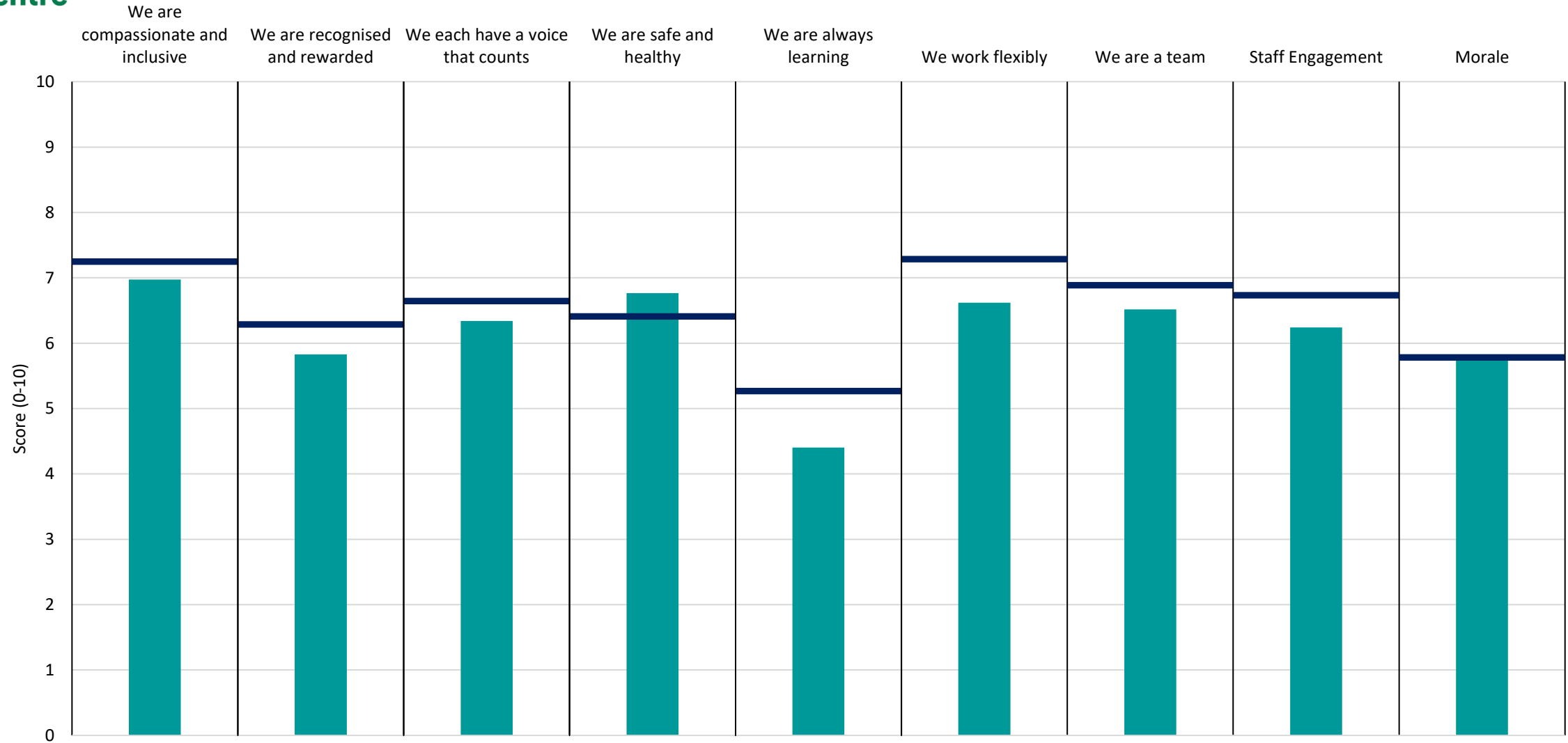
Breakdown	7.5	6.0	6.8	6.3	5.5	6.8	7.1	7.0	5.9
Your org	7.2	6.3	6.6	6.4	5.3	7.3	6.9	6.7	5.8
Responses	57	57	57	57	56	57	57	57	57



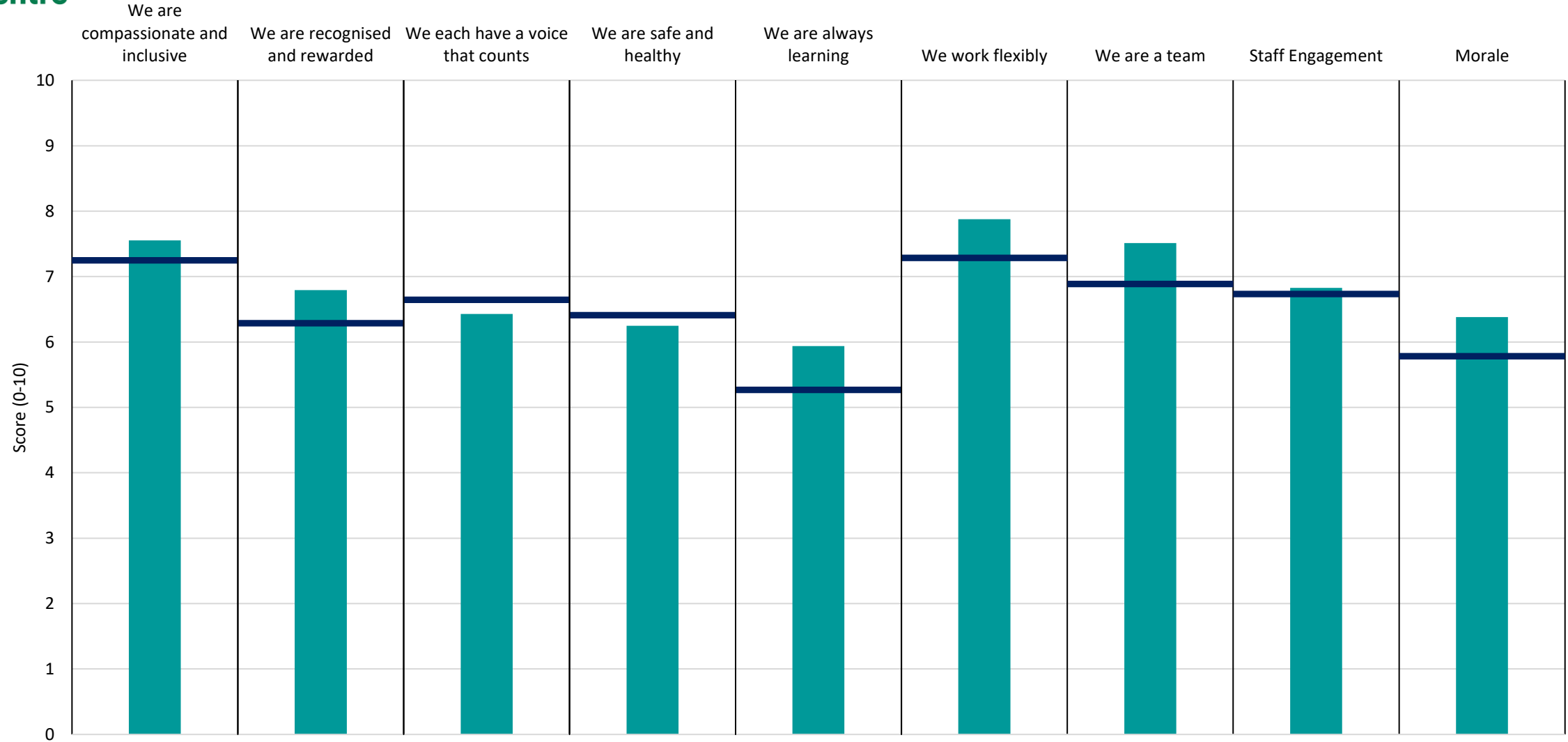
Breakdown	6.9	5.8	6.4	5.3	4.5	6.7	6.6	6.5	5.1
Your org	7.2	6.3	6.6	6.4	5.3	7.3	6.9	6.7	5.8
Responses	16	16	16	16	15	16	16	16	16



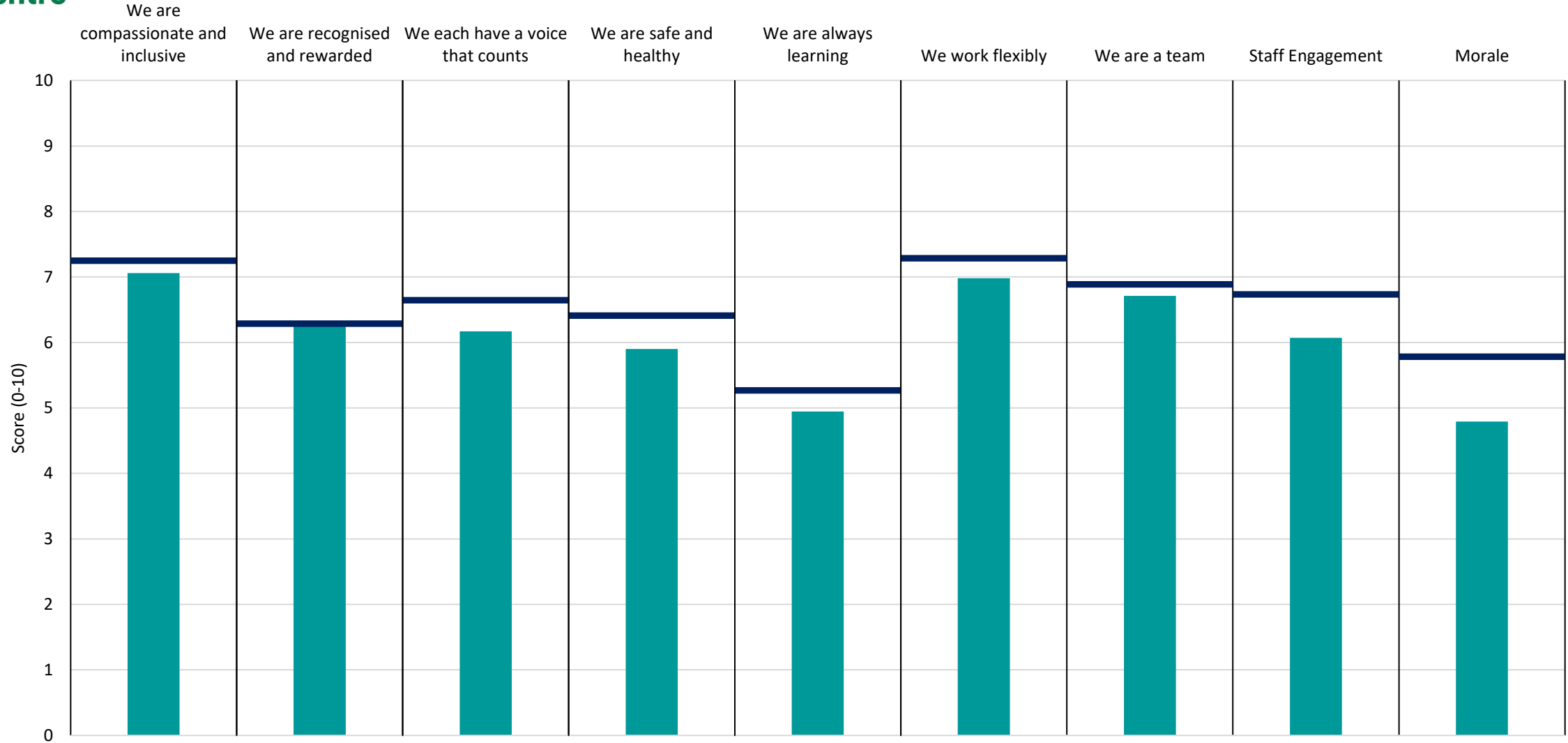
Breakdown	7.4	6.5	-	6.5	5.3	7.7	7.0	6.9	6.3
Your org	7.2	6.3	6.6	6.4	5.3	7.3	6.9	6.7	5.8
Responses	11	11	-	11	11	11	11	11	11



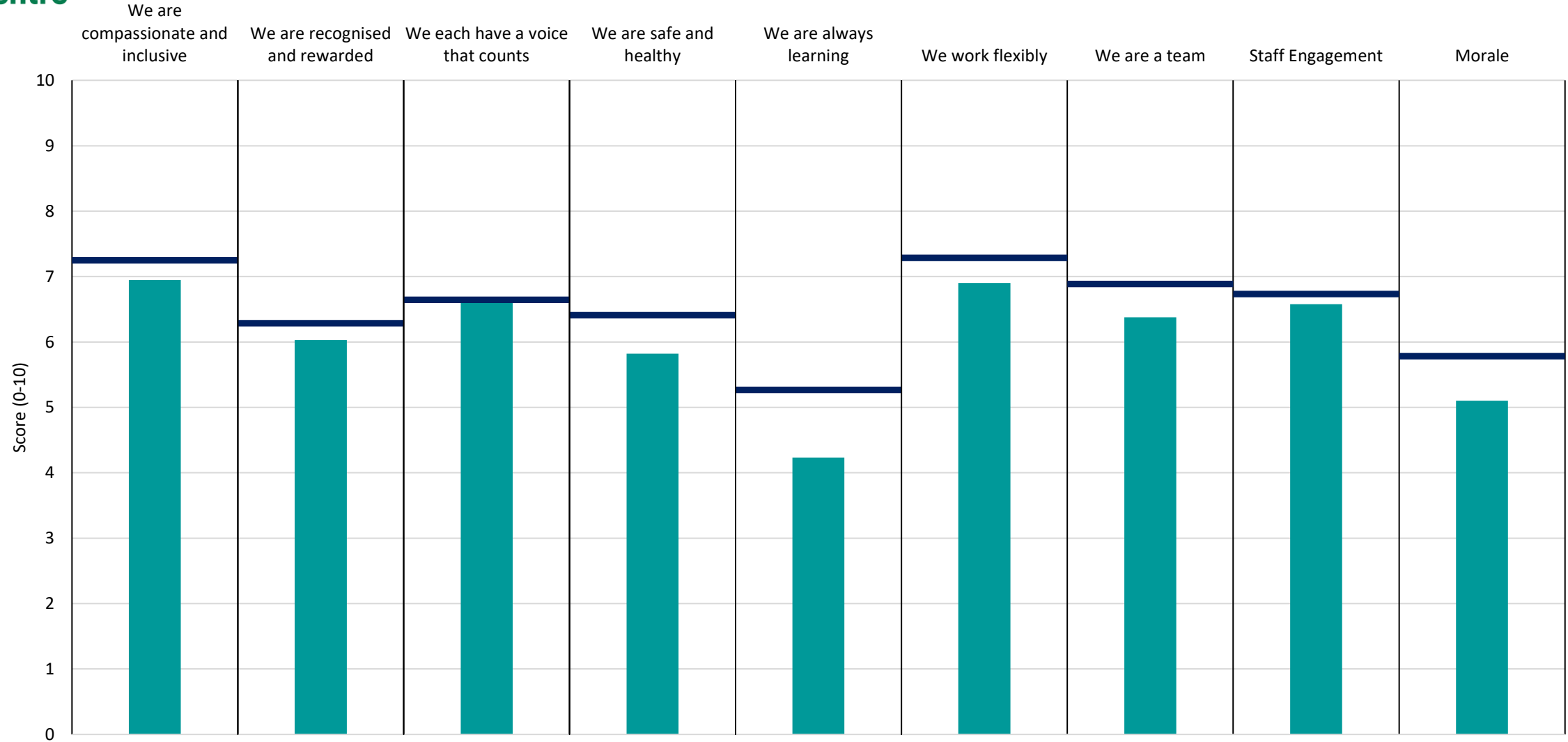
Breakdown	7.0	5.8	6.3	6.8	4.4	6.6	6.5	6.2	5.8
Your org	7.2	6.3	6.6	6.4	5.3	7.3	6.9	6.7	5.8
Responses	26	26	26	26	26	26	25	26	26



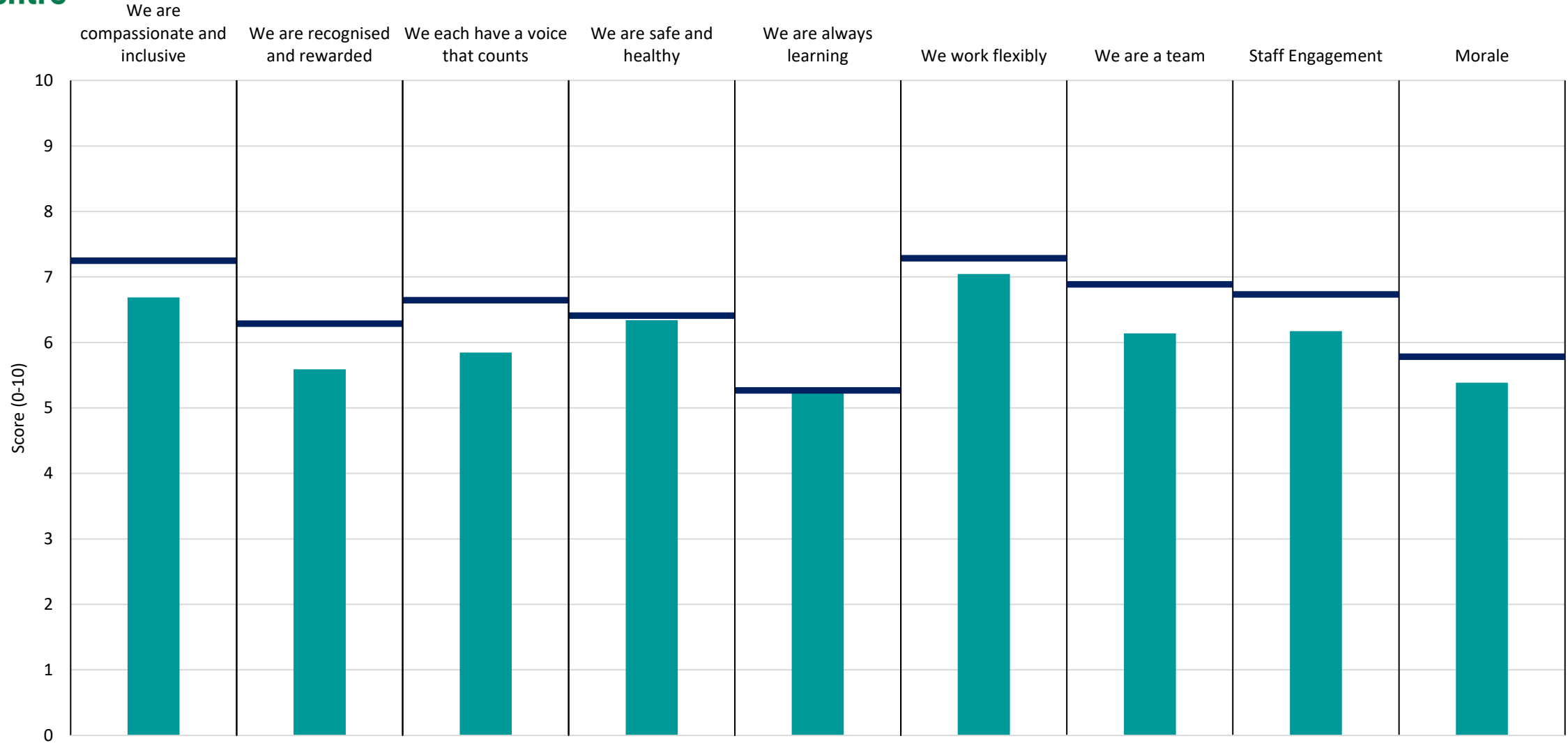
Breakdown	7.6	6.8	6.4	6.2	5.9	7.9	7.5	6.8	6.4
Your org	7.2	6.3	6.6	6.4	5.3	7.3	6.9	6.7	5.8
Responses	12	12	12	12	12	11	12	12	12



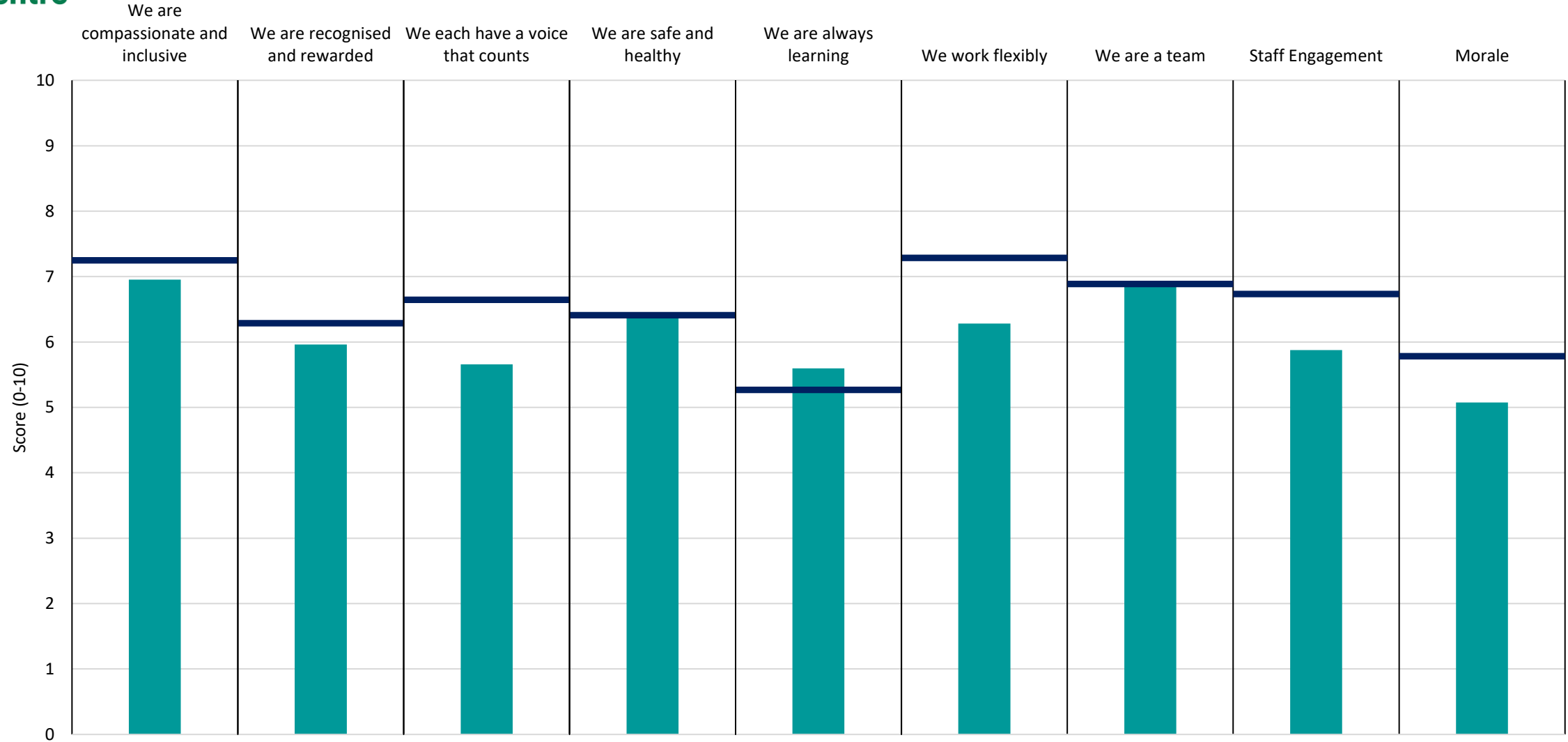
Breakdown	7.1	6.3	6.2	5.9	4.9	7.0	6.7	6.1	4.8
Your org	7.2	6.3	6.6	6.4	5.3	7.3	6.9	6.7	5.8
Responses	20	20	17	20	20	20	20	20	20



Breakdown	6.9	6.0	6.6	5.8	4.2	6.9	6.4	6.6	5.1
Your org	7.2	6.3	6.6	6.4	5.3	7.3	6.9	6.7	5.8
Responses	16	16	16	16	15	16	16	16	16



Breakdown	6.7	5.6	5.8	6.3	5.3	7.0	6.1	6.2	5.4
Your org	7.2	6.3	6.6	6.4	5.3	7.3	6.9	6.7	5.8
Responses	22	22	22	22	21	22	22	22	22



Breakdown	7.0	6.0	5.7	6.4	5.6	6.3	6.9	5.9	5.1
Your org	7.2	6.3	6.6	6.4	5.3	7.3	6.9	6.7	5.8
Responses	13	13	13	13	12	13	13	13	13

