



NHS Frimley ICB

2022 NHS Staff Survey

Breakdown report

Introduction	4
People Promise element and Theme results – Breakdowns 1	5
<u>495 Bracknell Forest Place Directorate (ICB)</u>	<u>6</u>
<u>495 Executive Board Directorate (ICB)</u>	<u>7</u>
<u>495 Finance Directorate (ICB)</u>	<u>8</u>
<u>495 North East Hampshire & Farnham Place Directorate (ICB)</u>	<u>9</u>
<u>495 Nursing & Quality Directorate (ICB)</u>	<u>10</u>
<u>495 Partnerships & Engagement Directorate (ICB)</u>	<u>11</u>
<u>495 Royal Borough of Windsor & Maidenhead Place Directorate (ICB)</u>	<u>12</u>
<u>495 Surrey Heath Place Directorate (ICB)</u>	<u>13</u>
<u>495 System Delivery Directorate (ICB)</u>	<u>14</u>
<u>495 Transformation Directorate (ICB)</u>	<u>15</u>

<u>495 CEO / Board Office</u>	17
<u>495 Communications & Engagement</u>	18
<u>495 Continuing Healthcare</u>	19
<u>495 Finance</u>	20
<u>495 ICS Digital Programme</u>	21
<u>495 Medicines Optimisation</u>	22
<u>495 Operations (Bracknell Forest)</u>	23
<u>495 Operations (North East Hants & Farnham)</u>	24
<u>495 Operations (Royal Borough of Windsor & Maidenhead)</u>	25
<u>495 Operations (Surrey Heath)</u>	26
<u>495 Quality & Nursing</u>	27

This directorate report for NHS Frimley ICB contains results by breakdown for People Promise element and theme results from the 2022 NHS Staff Survey. These results are compared to the unweighted average for your organisation.

Please note: It is possible that there are differences between the ‘Your org’ scores reported in this directorate report and those in the benchmark report. This is because the results in the benchmark report are weighted to allow for fair comparisons between organisations of a similar type. However, in this report comparisons are made within your organisation so the unweighted organisation result is a more appropriate point of comparison.

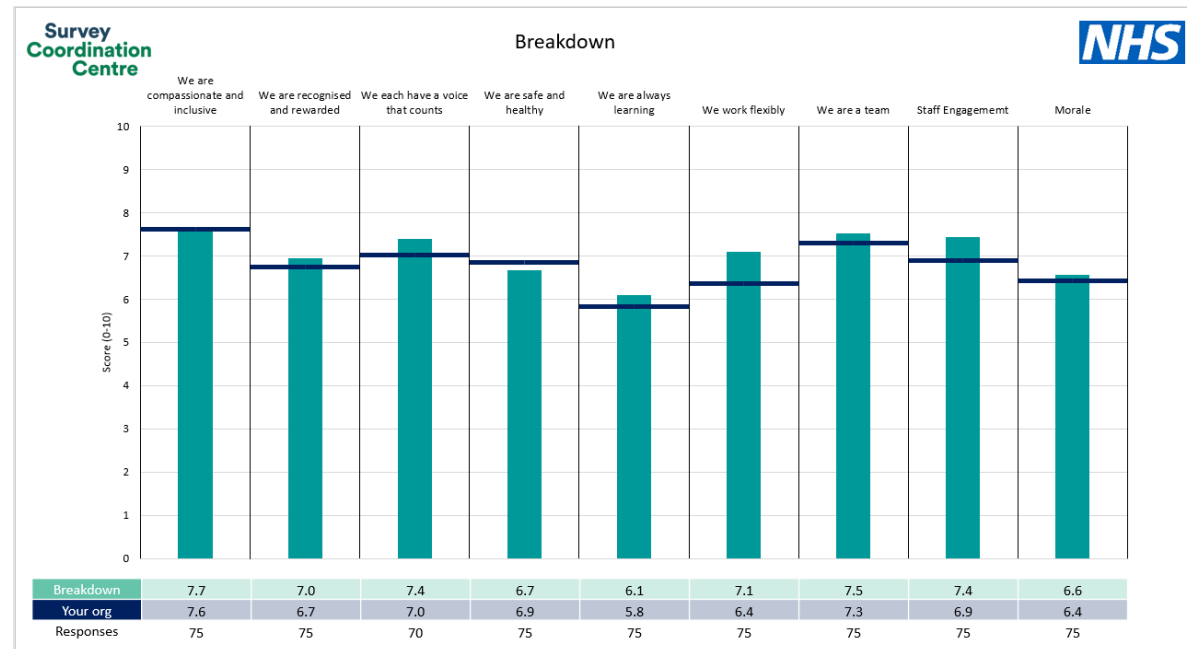
The breakdowns used in this report were provided and defined by NHS Frimley ICB. Details of how the People Promise element and theme scores were calculated are included in the Technical Document, available to download from our results website.

Key features

Breakdown type and **breakdown name** are specified in the header.

Breakdown results are presented in the context of the (unweighted) **organisation average ('Your org')**, so it is easy to tell if a directorate is performing better or worse than the organisation average. For all People Promise element and theme results, a higher score is a better result than a lower score

The **number of responses** feeding into each measures and sub-scores for the **given breakdown** is specified below the table containing the directorate and trust scores.

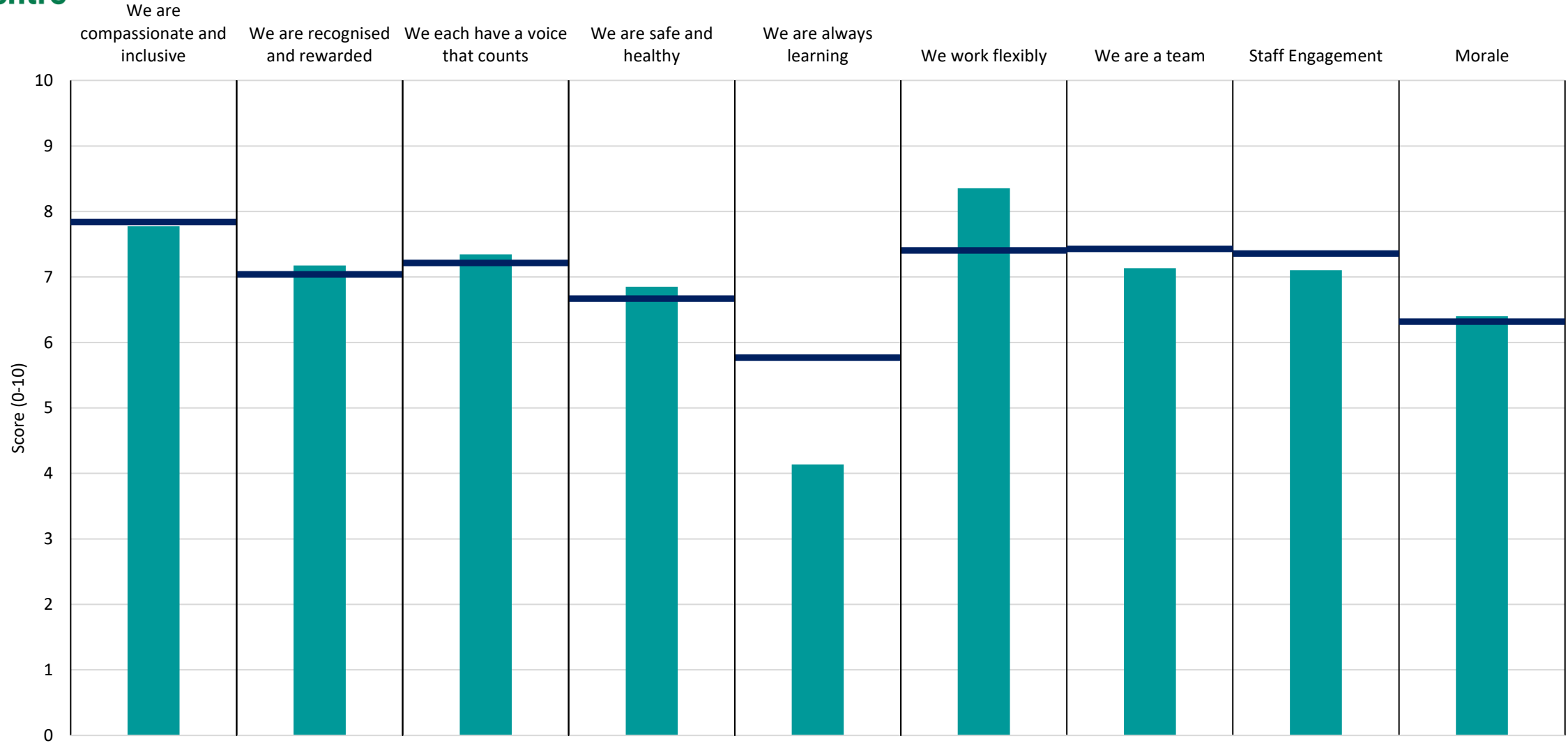


! Note: when there are less than 11 responses in a group, results are suppressed to protect staff confidentiality, for some organisations this could mean that all breakdown results are suppressed.

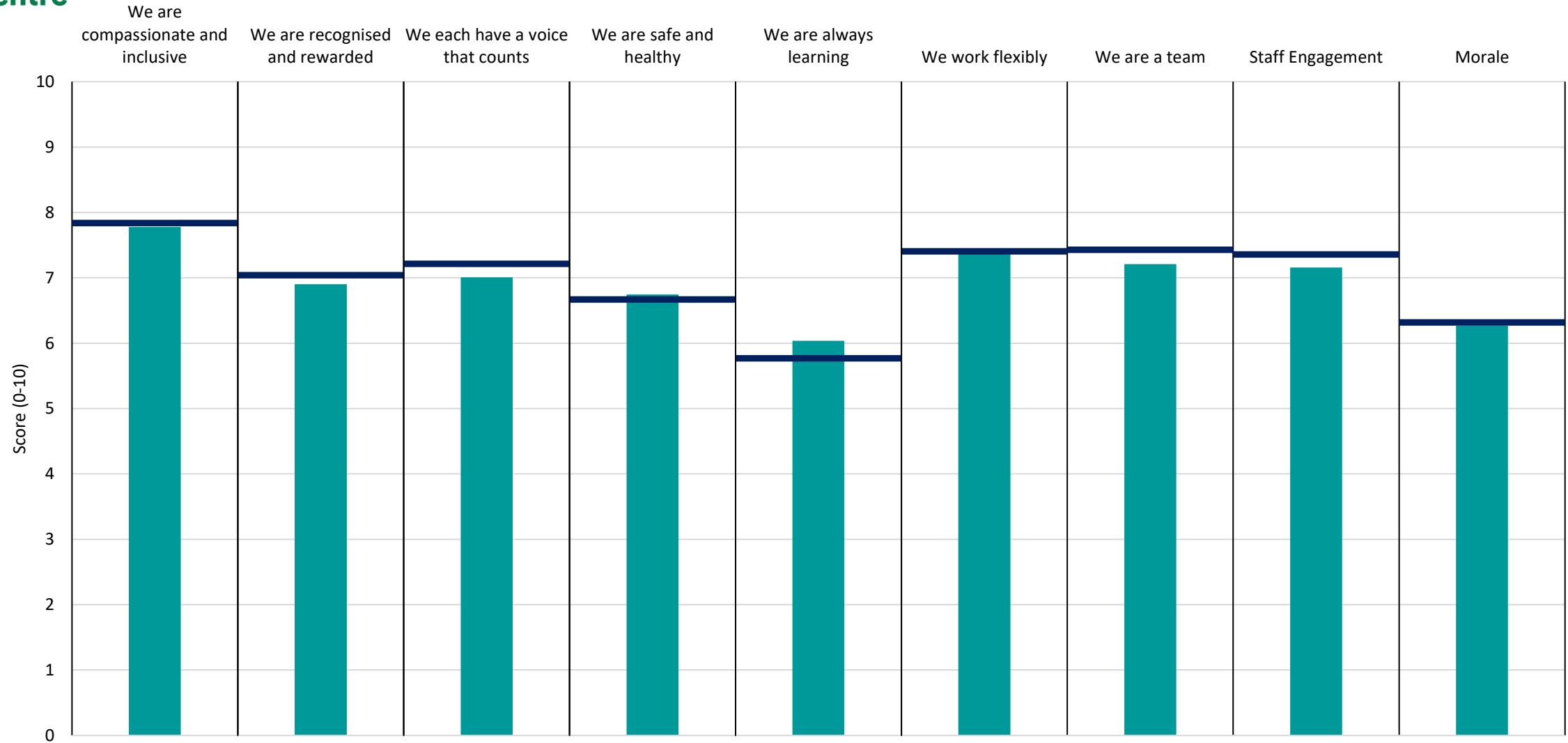
Breakdowns 1

NHS Frimley ICB

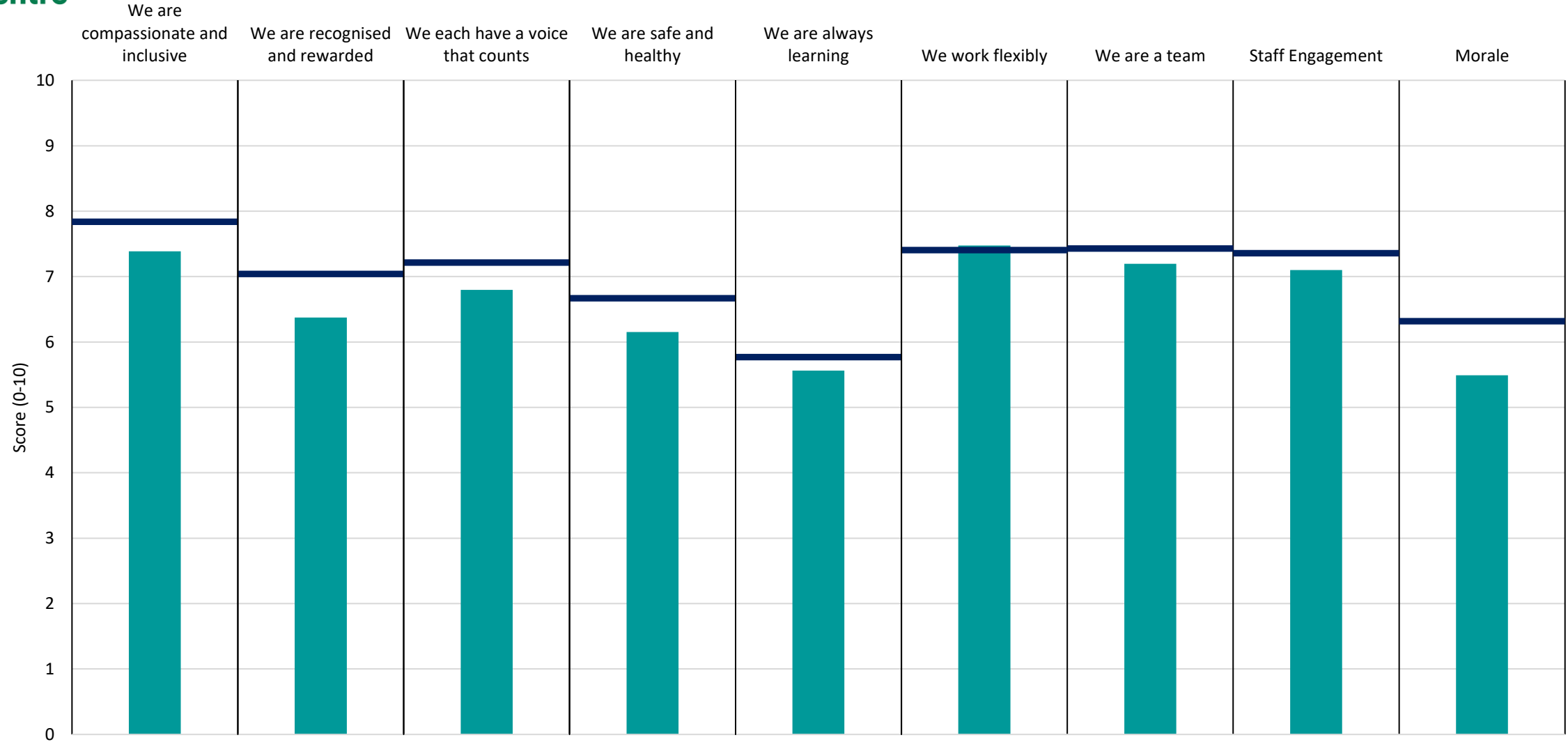
2022 NHS Staff Survey



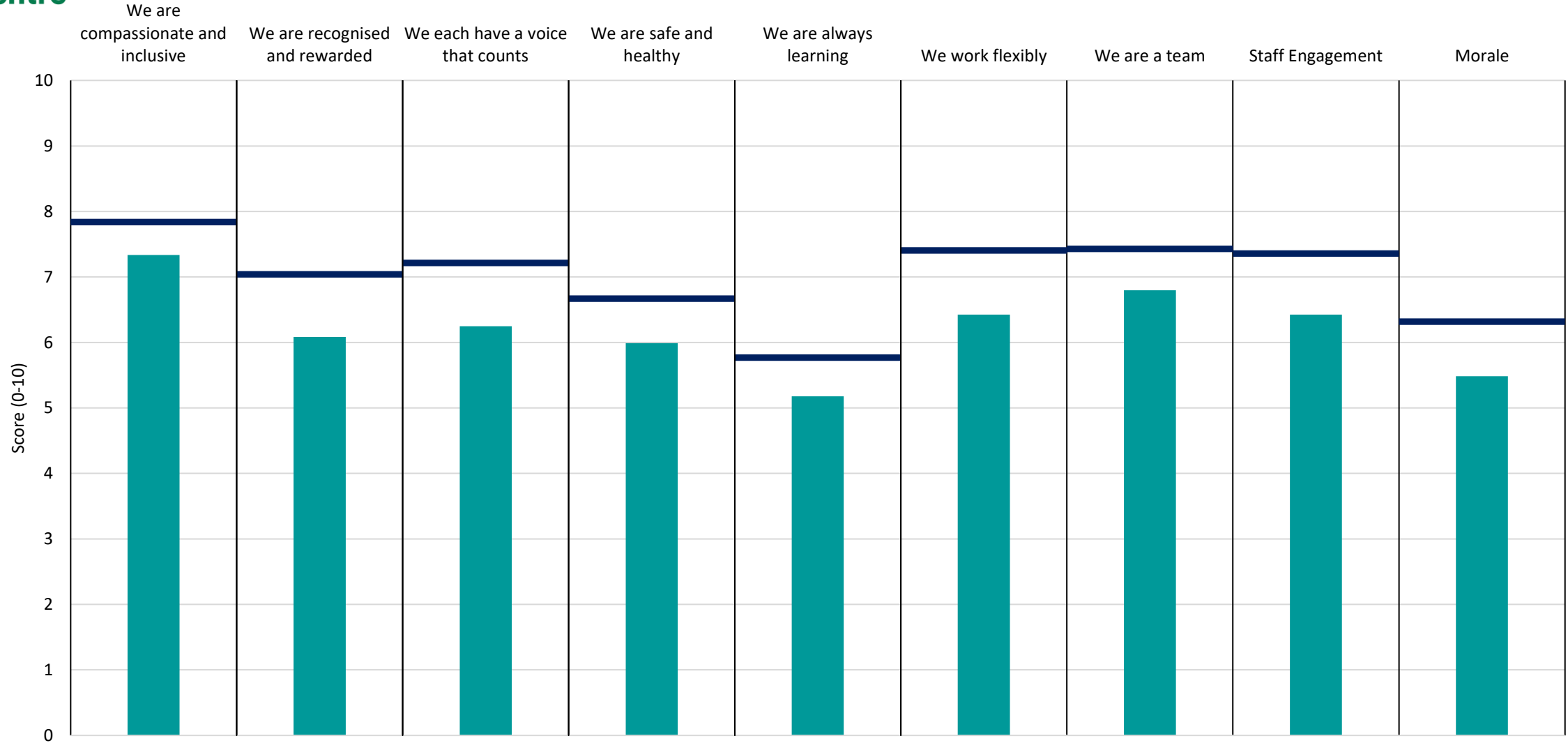
Breakdown	7.8	7.2	7.3	6.9	4.1	8.4	7.1	7.1	6.4
Your org	7.8	7.0	7.2	6.7	5.8	7.4	7.4	7.4	6.3
Responses	20	20	19	20	18	20	20	20	20



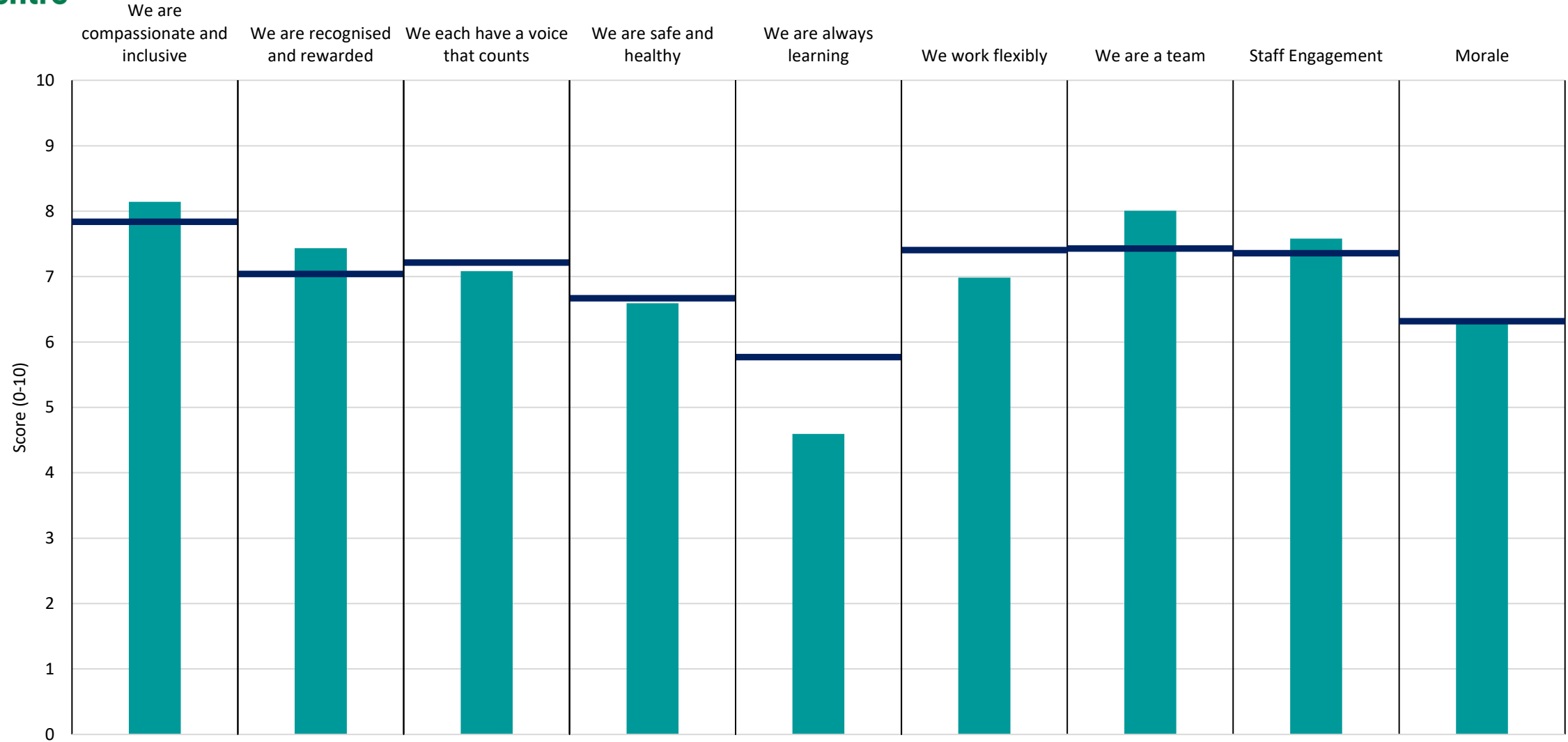
Breakdown	7.8	6.9	7.0	6.7	6.0	7.4	7.2	7.2	6.3
Your org	7.8	7.0	7.2	6.7	5.8	7.4	7.4	7.4	6.3
Responses	31	31	31	31	30	31	31	31	31



Breakdown	7.4	6.4	6.8	6.2	5.6	7.5	7.2	7.1	5.5
Your org	7.8	7.0	7.2	6.7	5.8	7.4	7.4	7.4	6.3
Responses	16	16	15	16	16	16	16	16	16



Breakdown	7.3	6.1	6.2	6.0	5.2	6.4	6.8	6.4	5.5
Your org	7.8	7.0	7.2	6.7	5.8	7.4	7.4	7.4	6.3
Responses	24	24	24	23	23	24	24	24	24

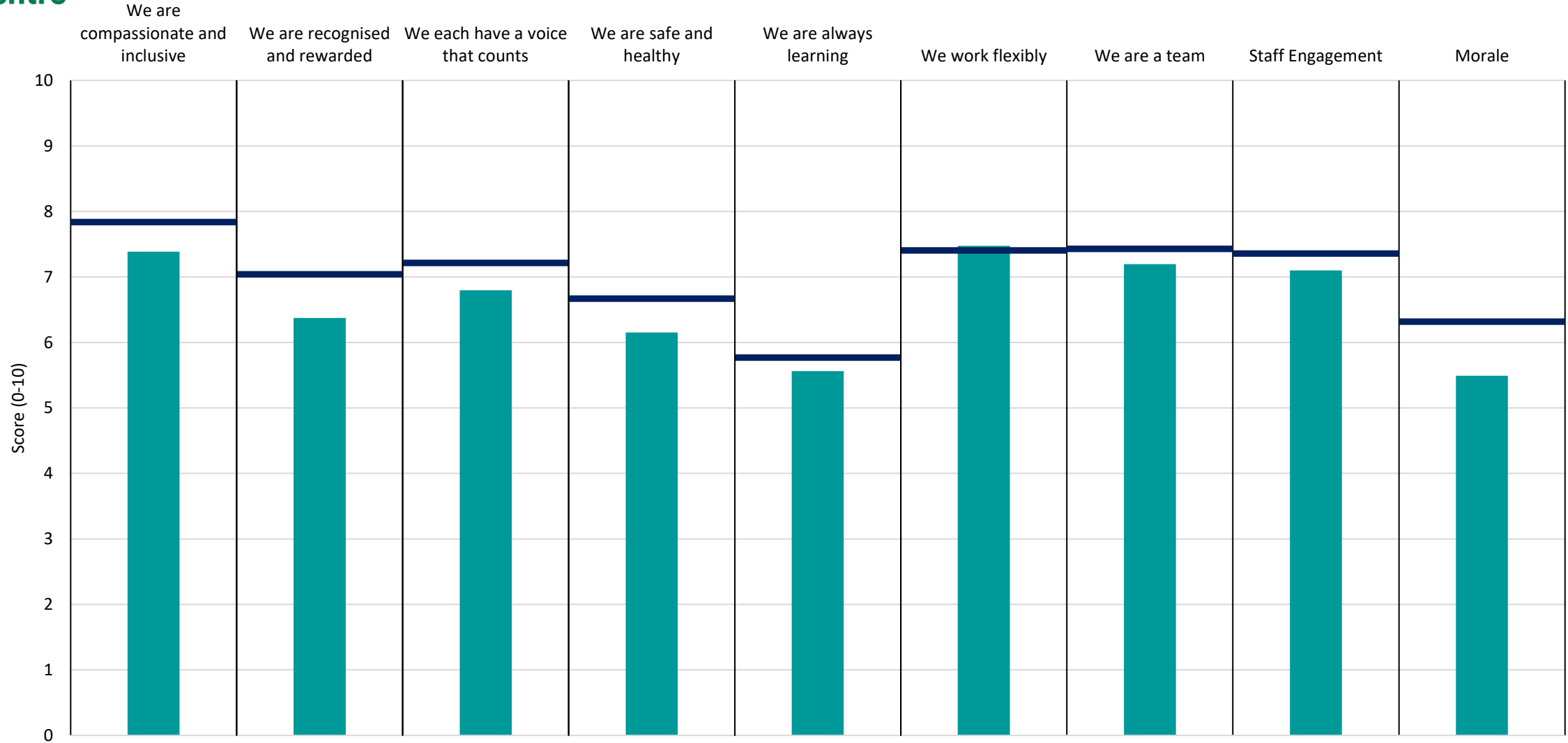


Breakdown	8.1	7.4	7.1	6.6	4.6	7.0	8.0	7.6	6.3
Your org	7.8	7.0	7.2	6.7	5.8	7.4	7.4	7.4	6.3
Responses	17	17	17	17	16	17	17	17	17

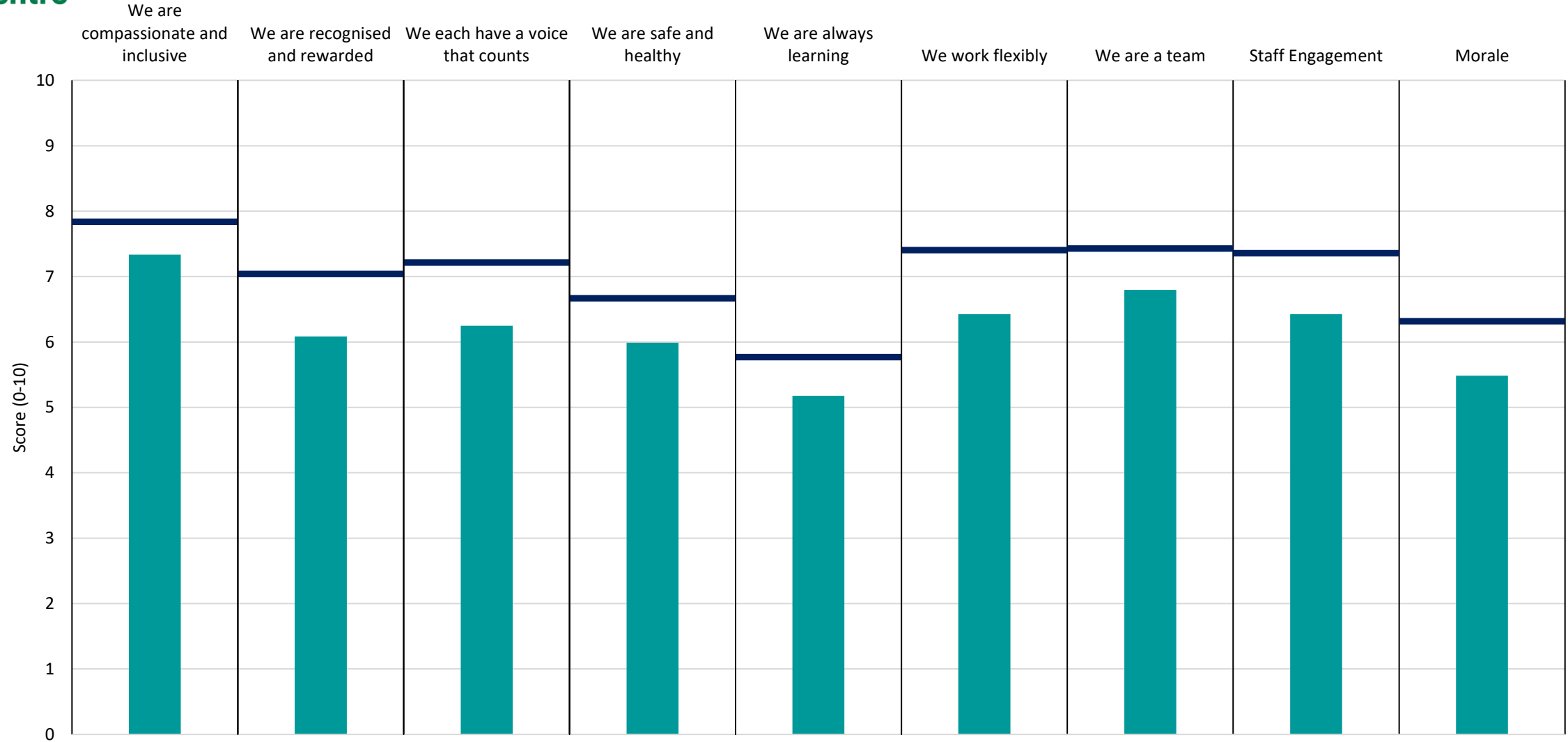
Breakdowns 2

NHS Frimley ICB

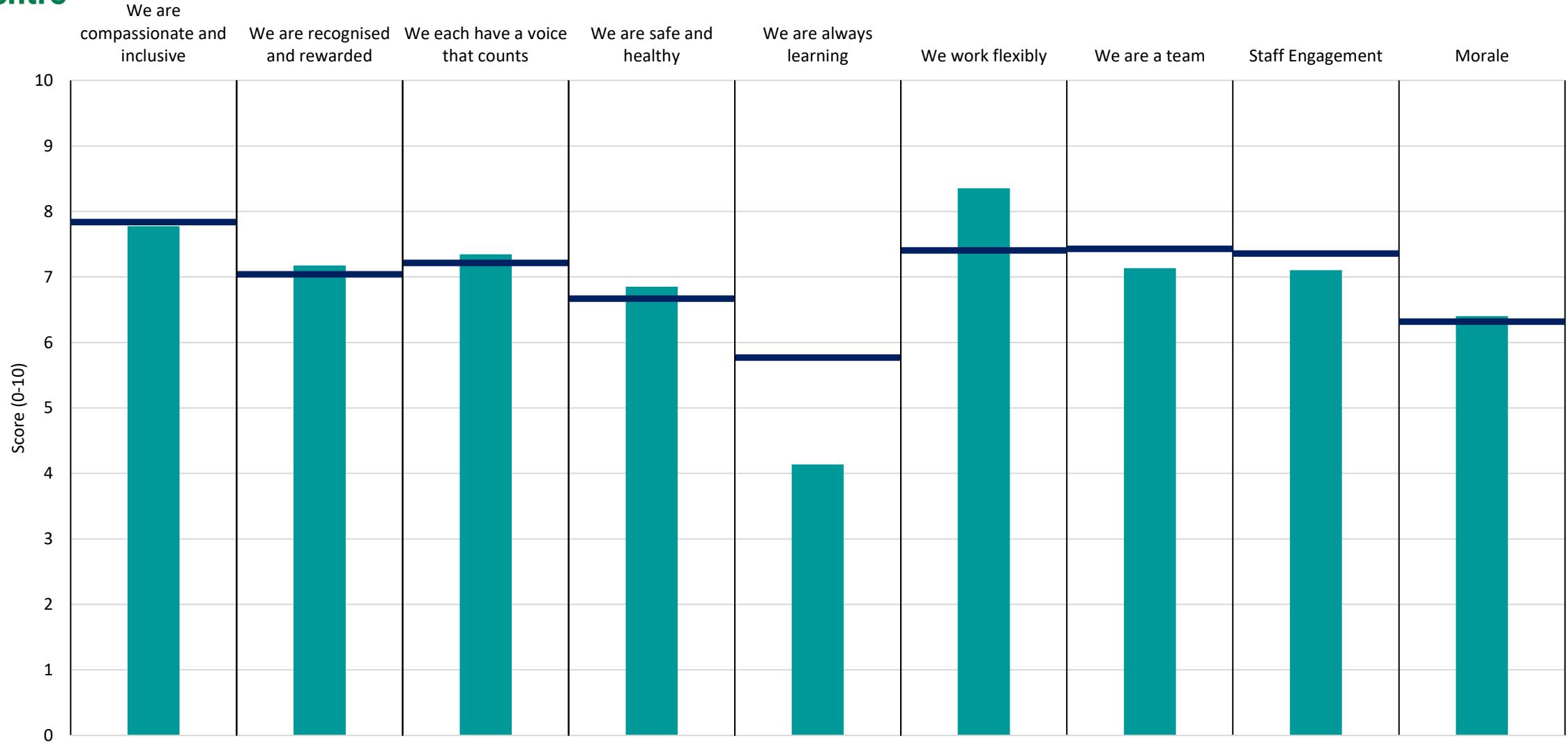
2022 NHS Staff Survey



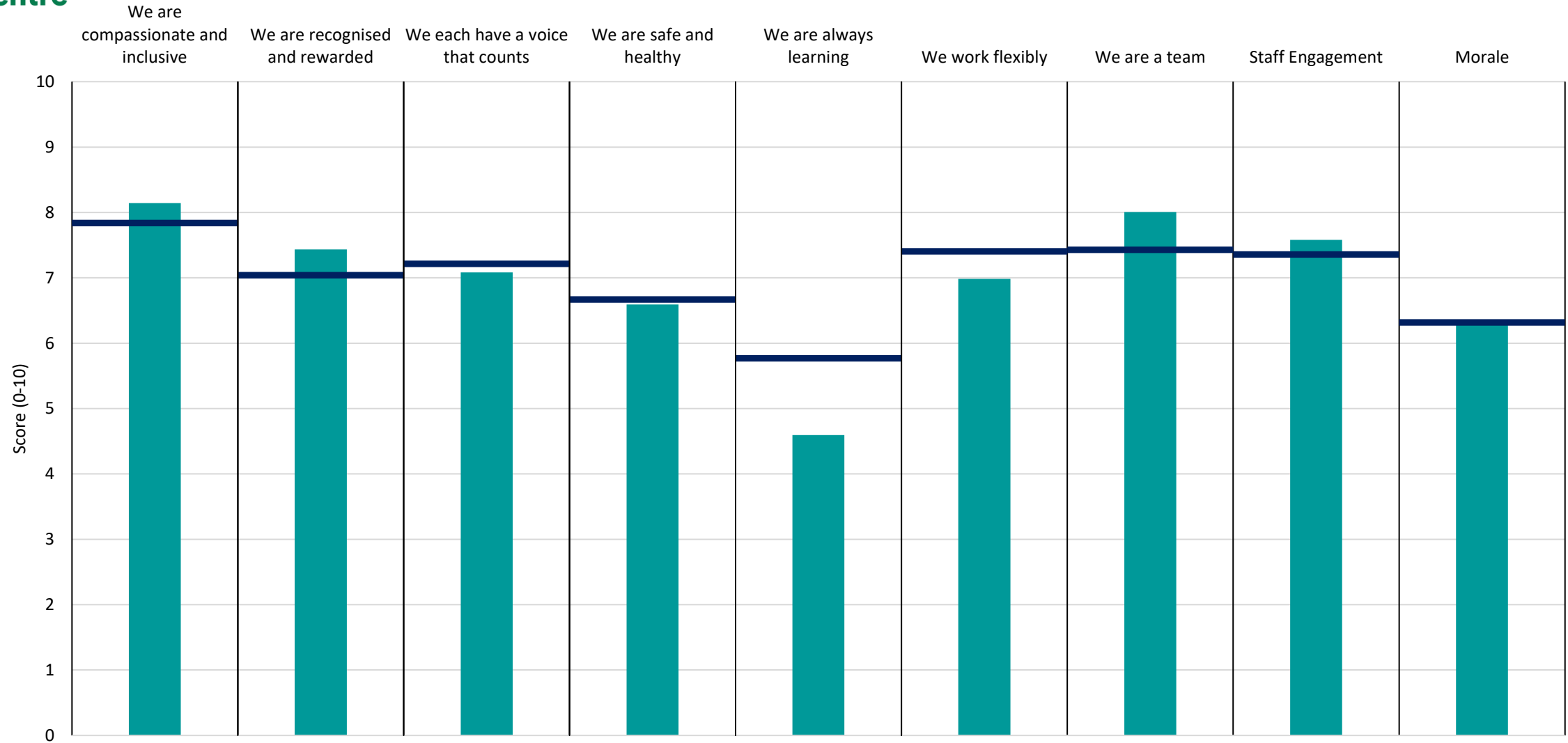
Breakdown	7.4	6.4	6.8	6.2	5.6	7.5	7.2	7.1	5.5
Your org	7.8	7.0	7.2	6.7	5.8	7.4	7.4	7.4	6.3
Responses	16	16	15	16	16	16	16	16	16



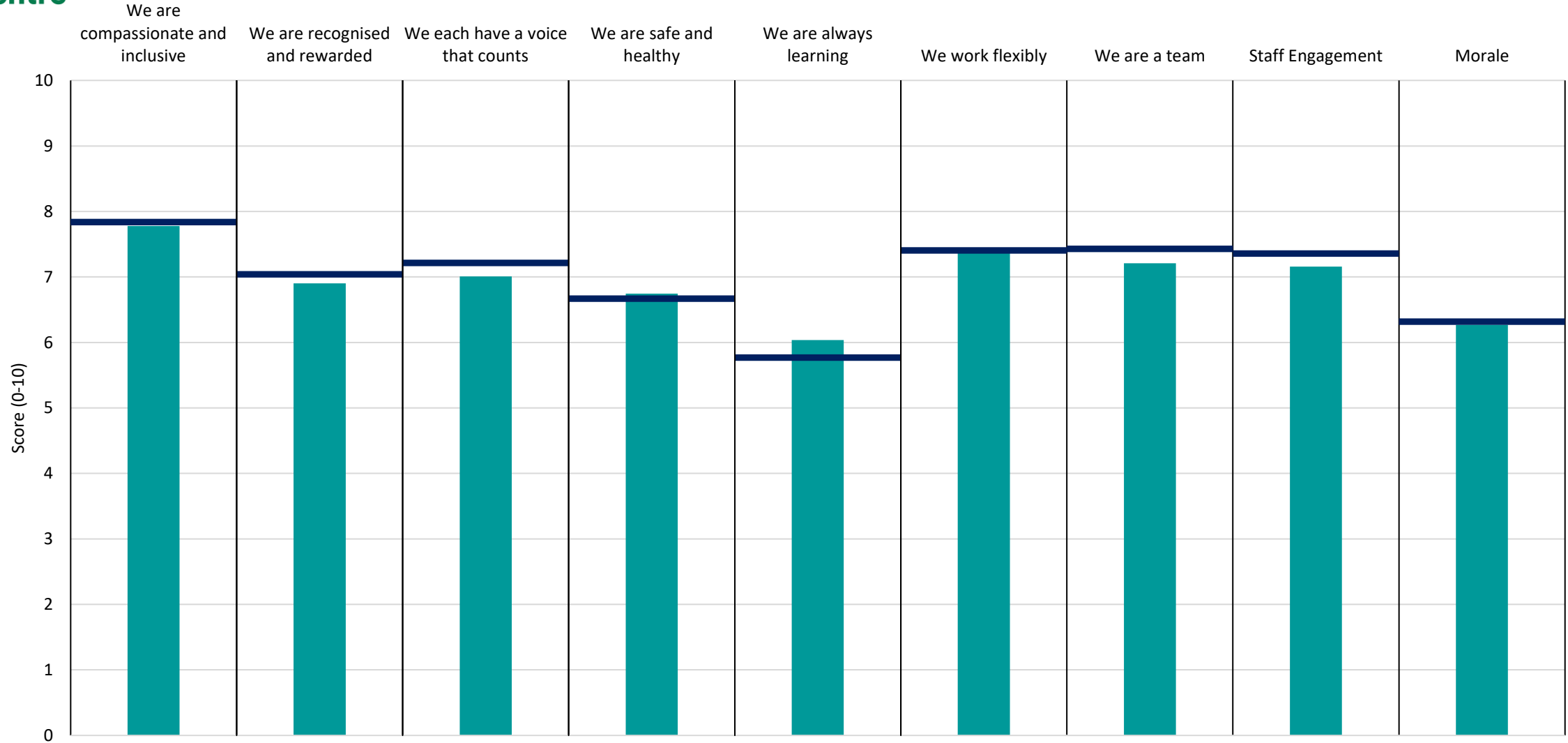
Breakdown	7.3	6.1	6.2	6.0	5.2	6.4	6.8	6.4	5.5
Your org	7.8	7.0	7.2	6.7	5.8	7.4	7.4	7.4	6.3
Responses	24	24	24	23	23	24	24	24	24



Breakdown	7.8	7.2	7.3	6.9	4.1	8.4	7.1	7.1	6.4
Your org	7.8	7.0	7.2	6.7	5.8	7.4	7.4	7.4	6.3
Responses	20	20	19	20	18	20	20	20	20



Breakdown	8.1	7.4	7.1	6.6	4.6	7.0	8.0	7.6	6.3
Your org	7.8	7.0	7.2	6.7	5.8	7.4	7.4	7.4	6.3
Responses	17	17	17	17	16	17	17	17	17



Breakdown	7.8	6.9	7.0	6.7	6.0	7.4	7.2	7.2	6.3
Your org	7.8	7.0	7.2	6.7	5.8	7.4	7.4	7.4	6.3
Responses	31	31	31	31	30	31	31	31	31

