



NHS South East London ICB

2022 NHS Staff Survey

Breakdown report

Introduction	4
People Promise element and Theme results – Breakdowns 1	5
<u>Bexley Directorate</u>	<u>5</u>
<u>Bromley Directorate</u>	<u>6</u>
<u>Finance Directorate</u>	<u>7</u>
<u>Greenwich Directorate</u>	<u>8</u>
<u>Lambeth Directorate</u>	<u>9</u>
<u>Lewisham Directorate</u>	<u>10</u>
<u>Operations Directorate</u>	<u>11</u>
<u>Other</u>	<u>12</u>
<u>Planning & Commissioning Directorate</u>	<u>13</u>
<u>Quality & Nursing Directorate</u>	<u>14</u>
<u>Southwark Directorate</u>	<u>15</u>

This directorate report for NHS South East London ICB contains results by breakdown for People Promise element and theme results from the 2022 NHS Staff Survey. These results are compared to the unweighted average for your organisation.

Please note: It is possible that there are differences between the ‘Your org’ scores reported in this directorate report and those in the benchmark report. This is because the results in the benchmark report are weighted to allow for fair comparisons between organisations of a similar type. However, in this report comparisons are made within your organisation so the unweighted organisation result is a more appropriate point of comparison.

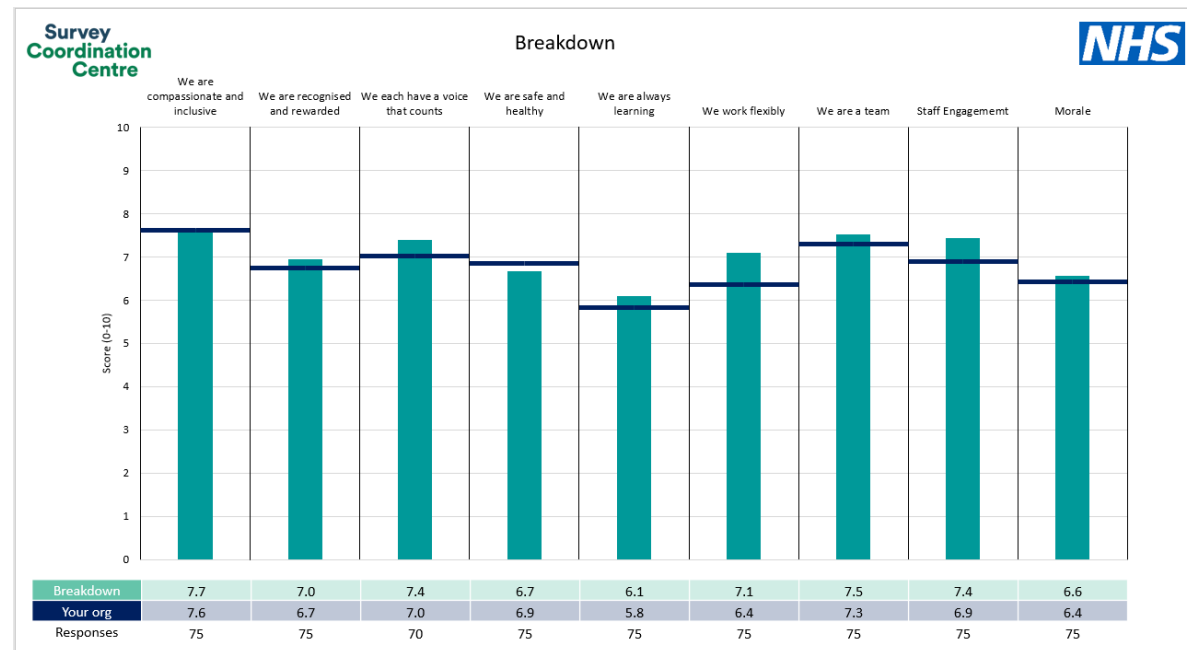
The breakdowns used in this report were provided and defined by NHS South East London ICB. Details of how the People Promise element and theme scores were calculated are included in the Technical Document, available to download from our results website.

Key features

Breakdown type and **breakdown name** are specified in the header.

Breakdown results are presented in the context of the (unweighted) **organisation average ('Your org')**, so it is easy to tell if a directorate is performing better or worse than the organisation average. For all People Promise element and theme results, a higher score is a better result than a lower score

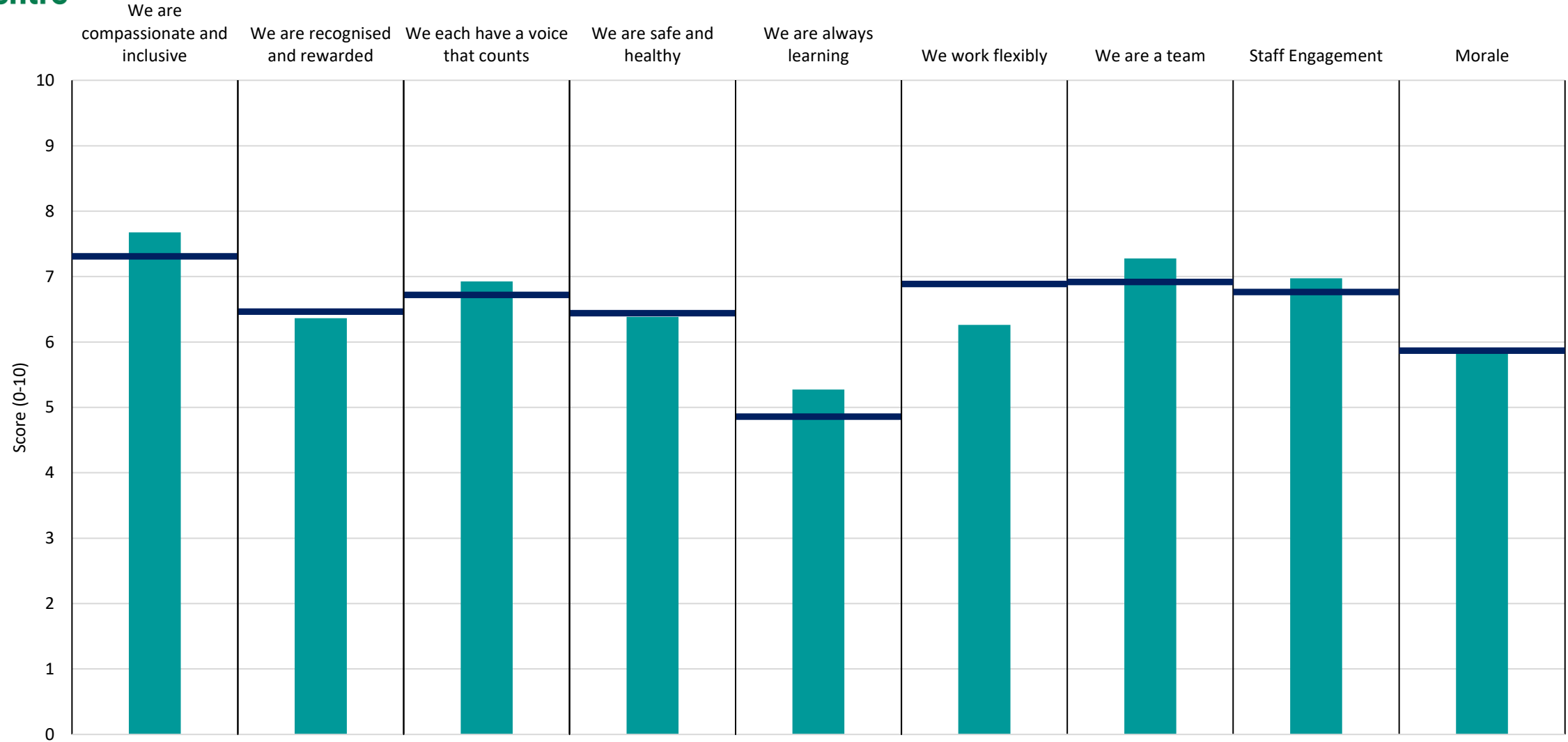
The **number of responses** feeding into each measures and sub-scores for the **given breakdown** is specified below the table containing the directorate and trust scores.



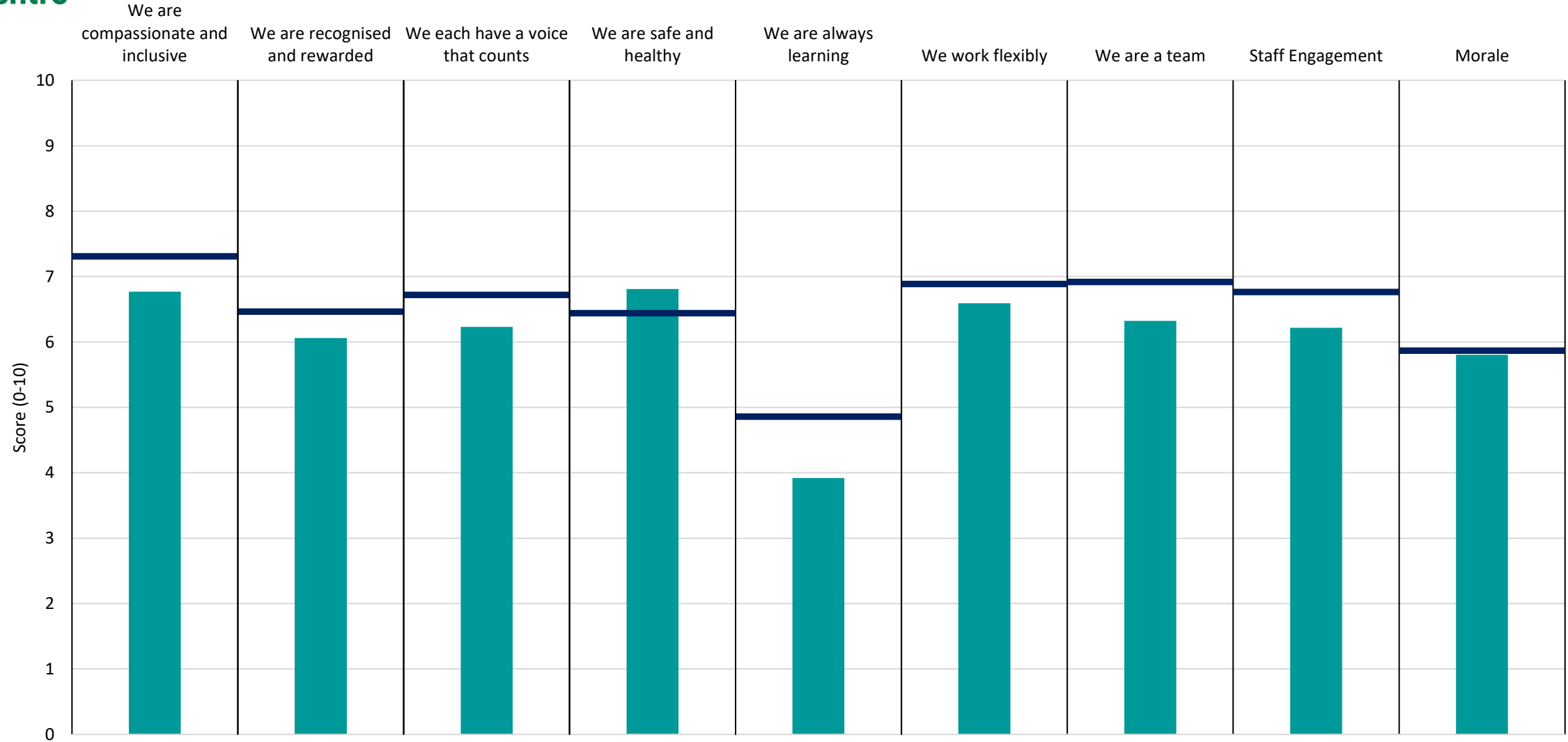
! Note: when there are less than 11 responses in a group, results are suppressed to protect staff confidentiality, for some organisations this could mean that all breakdown results are suppressed.

Breakdowns 1

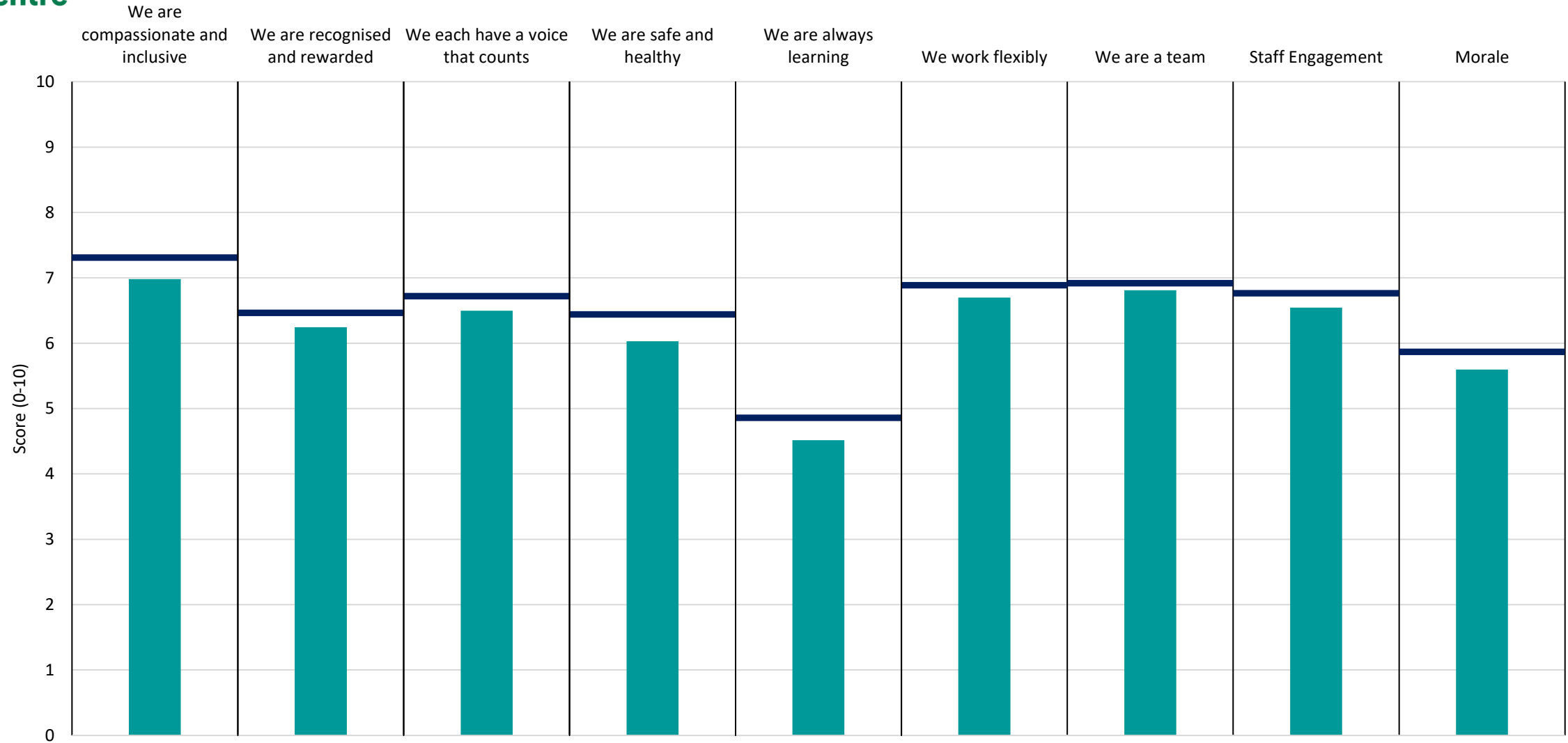
NHS South East London ICB
2022 NHS Staff Survey



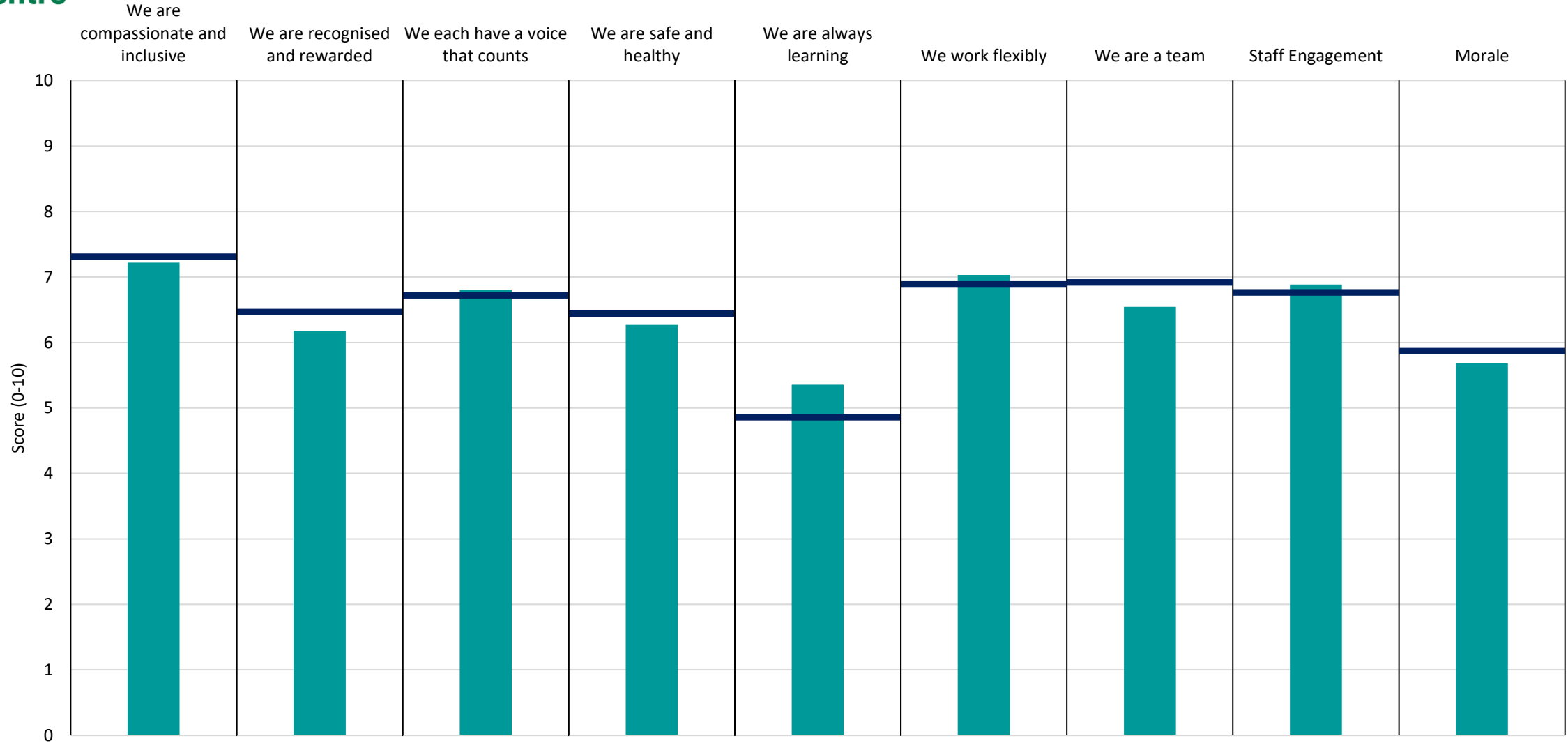
Breakdown	7.7	6.4	6.9	6.4	5.3	6.3	7.3	7.0	5.8
Your org	7.3	6.5	6.7	6.4	4.9	6.9	6.9	6.8	5.9
Responses	37	37	37	37	35	37	37	37	37



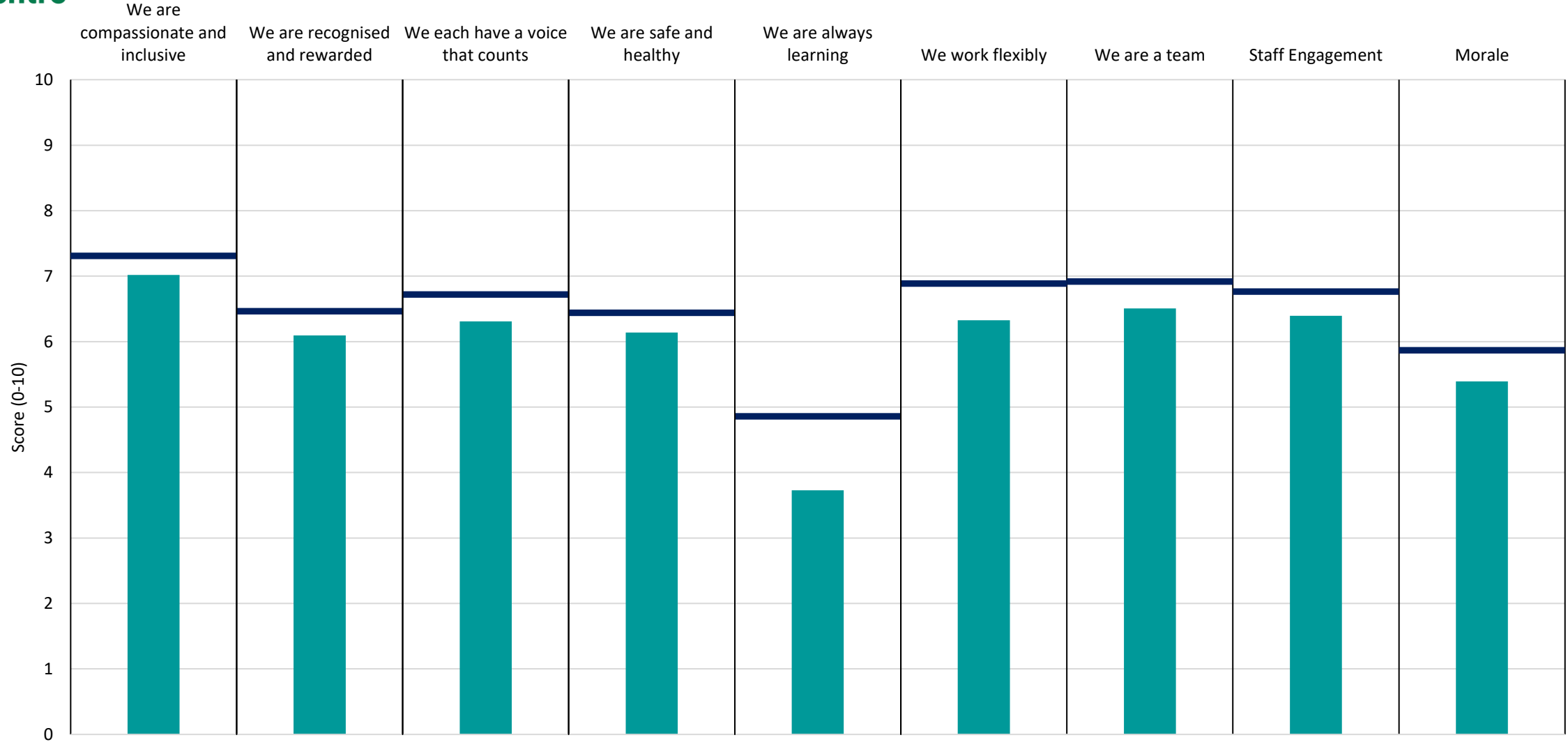
Breakdown	6.8	6.1	6.2	6.8	3.9	6.6	6.3	6.2	5.8
Your org	7.3	6.5	6.7	6.4	4.9	6.9	6.9	6.8	5.9
Responses	34	34	33	34	31	33	34	34	34



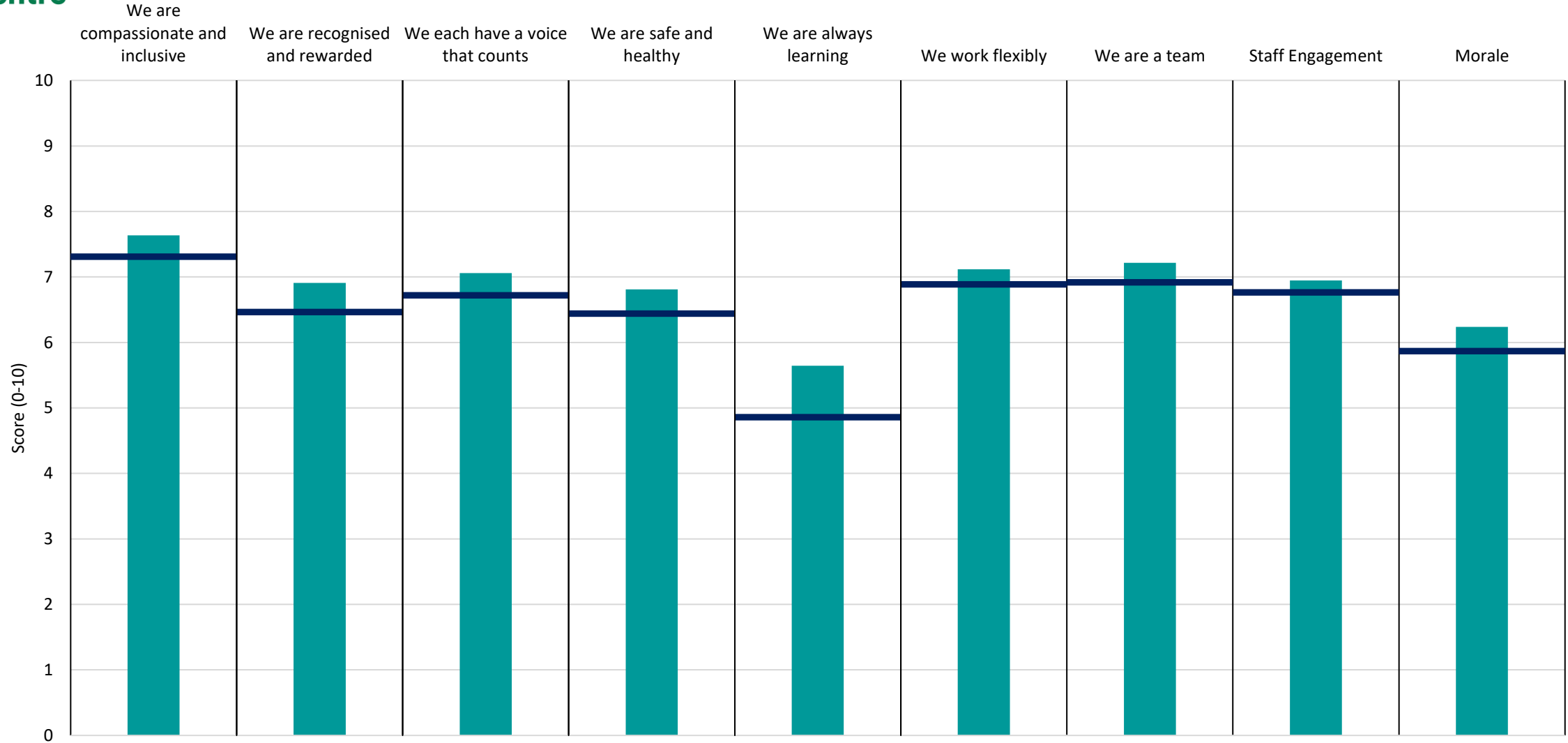
Breakdown	7.0	6.2	6.5	6.0	4.5	6.7	6.8	6.5	5.6
Your org	7.3	6.5	6.7	6.4	4.9	6.9	6.9	6.8	5.9
Responses	39	39	39	38	37	39	39	39	39



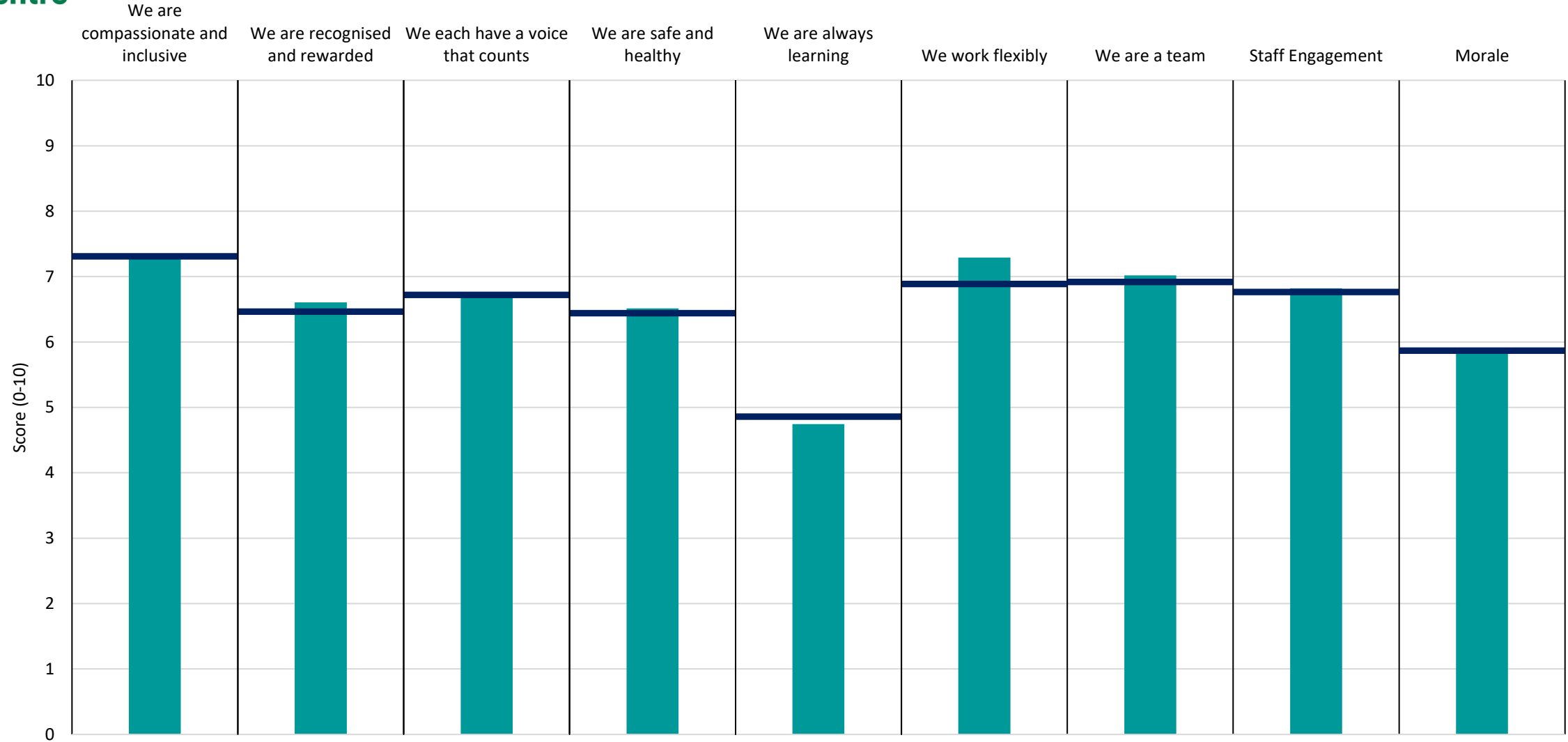
Breakdown	7.2	6.2	6.8	6.3	5.4	7.0	6.5	6.9	5.7
Your org	7.3	6.5	6.7	6.4	4.9	6.9	6.9	6.8	5.9
Responses	28	28	28	28	26	28	28	28	28



Breakdown	7.0	6.1	6.3	6.1	3.7	6.3	6.5	6.4	5.4
Your org	7.3	6.5	6.7	6.4	4.9	6.9	6.9	6.8	5.9
Responses	100	100	100	100	91	100	99	100	100



Breakdown	7.6	6.9	7.1	6.8	5.6	7.1	7.2	6.9	6.2
Your org	7.3	6.5	6.7	6.4	4.9	6.9	6.9	6.8	5.9
Responses	83	83	82	83	81	83	83	83	83



Breakdown	7.3	6.6	6.8	6.5	4.7	7.3	7.0	6.8	5.9
Your org	7.3	6.5	6.7	6.4	4.9	6.9	6.9	6.8	5.9
Responses	43	43	43	43	41	42	43	43	43