



# NHS Devon ICB

2022 NHS Staff Survey

Breakdown report

Introduction	4
People Promise element and Theme results – Breakdowns 1	5
<u>Chief Delivery Officer</u>	6
<u>Communications, Human Resources, IT and Governance</u>	7
<u>Finance</u>	8
<u>Quality and Performance</u>	9
<u>Transformation and Strategic Planning</u>	10

<u>Business Intelligence</u>	12
<u>Commissioning Elective and Urgent Care</u>	13
<u>Commissioning Primary, Community and Mental Health Care</u>	14
<u>Communications, Involvement and Inclusion</u>	15
<u>Contracting</u>	16
<u>Finance</u>	17
<u>Human Resources</u>	18
<u>North and East Locality</u>	19
<u>Other</u>	20
<u>Quality Assurance</u>	21
<u>Quality, Patient Safety and Patient Experience</u>	22
<u>Safeguarding</u>	23
<u>Seasonal Vaccination Programme</u>	24
<u>Strategic Intelligence</u>	25
<u>Transformation and Strategic Planning</u>	26

This directorate report for NHS Devon ICB contains results by breakdown for People Promise element and theme results from the 2022 NHS Staff Survey. These results are compared to the unweighted average for your organisation.

**Please note:** It is possible that there are differences between the ‘Your org’ scores reported in this directorate report and those in the benchmark report. This is because the results in the benchmark report are weighted to allow for fair comparisons between organisations of a similar type. However, in this report comparisons are made within your organisation so the unweighted organisation result is a more appropriate point of comparison.

The breakdowns used in this report were provided and defined by NHS Devon ICB. Details of how the People Promise element and theme scores were calculated are included in the Technical Document, available to download from our results website.

## Key features

Breakdown type and **breakdown name** are specified in the header.

Breakdown results are presented in the context of the (unweighted) **organisation average ('Your org')**, so it is easy to tell if a directorate is performing better or worse than the organisation average. For all People Promise element and theme results, a higher score is a better result than a lower score

The **number of responses** feeding into each measures and sub-scores for the **given breakdown** is specified below the table containing the directorate and trust scores.



**! Note:** when there are less than 11 responses in a group, results are suppressed to protect staff confidentiality, for some organisations this could mean that all breakdown results are suppressed.

# Breakdowns 1

NHS Devon ICB

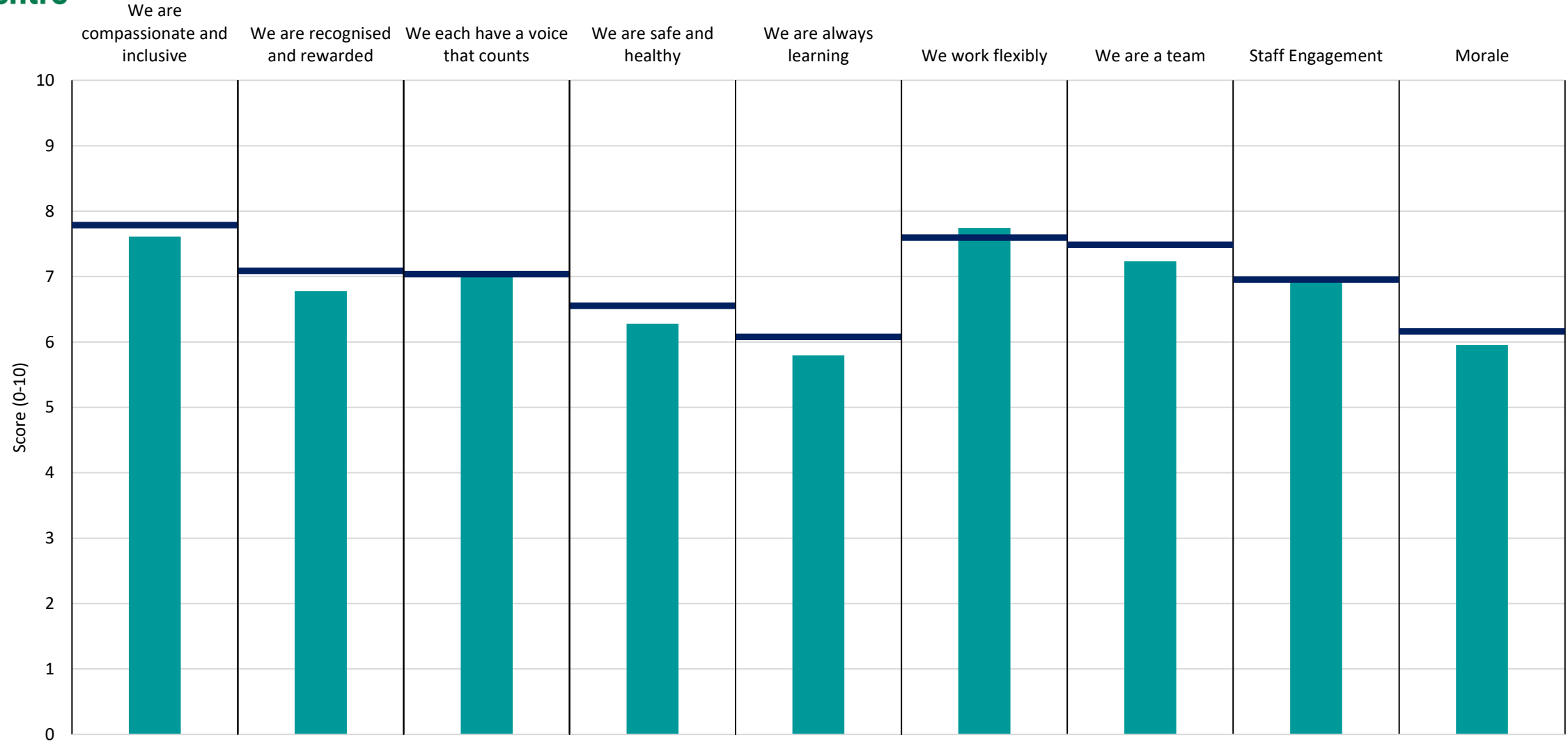
2022 NHS Staff Survey



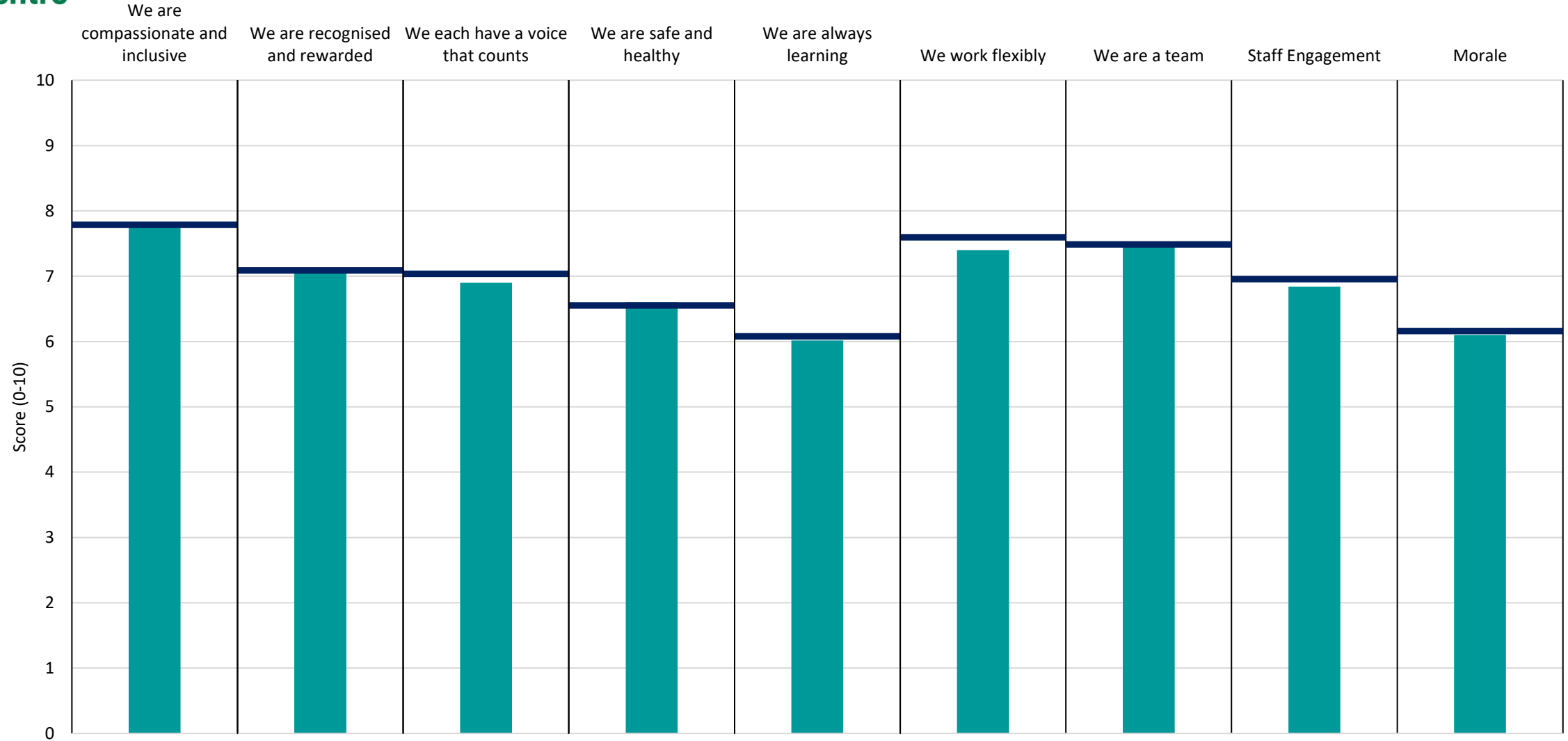








Breakdown	7.6	6.8	7.0	6.3	5.8	7.7	7.2	6.9	6.0
Your org	7.8	7.1	7.0	6.6	6.1	7.6	7.5	7.0	6.2
Responses	87	87	87	87	86	87	86	87	87



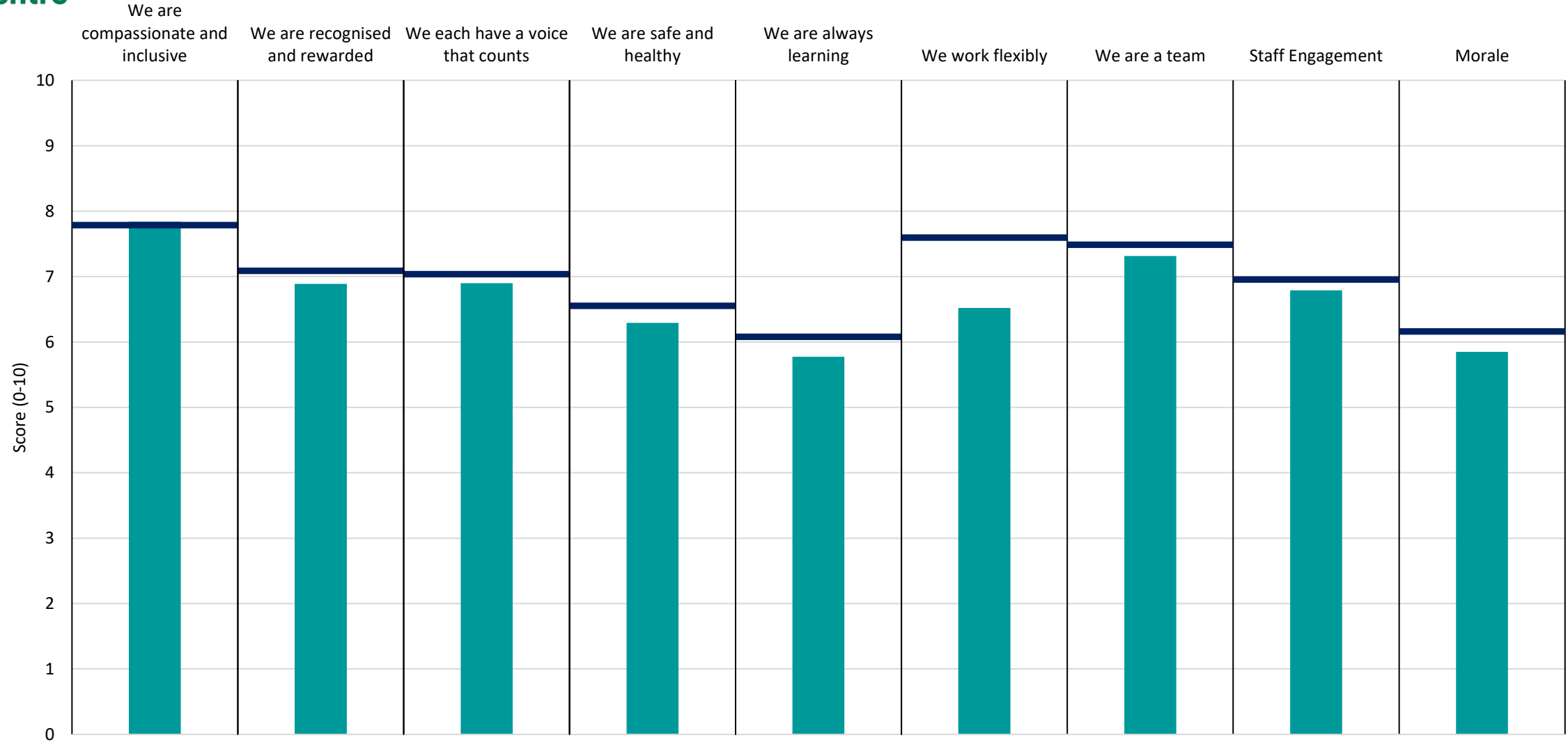
Breakdown	7.8	7.1	6.9	6.6	6.0	7.4	7.5	6.8	6.1
Your org	7.8	7.1	7.0	6.6	6.1	7.6	7.5	7.0	6.2
Responses	201	201	199	201	195	201	200	201	201

# Breakdowns 2

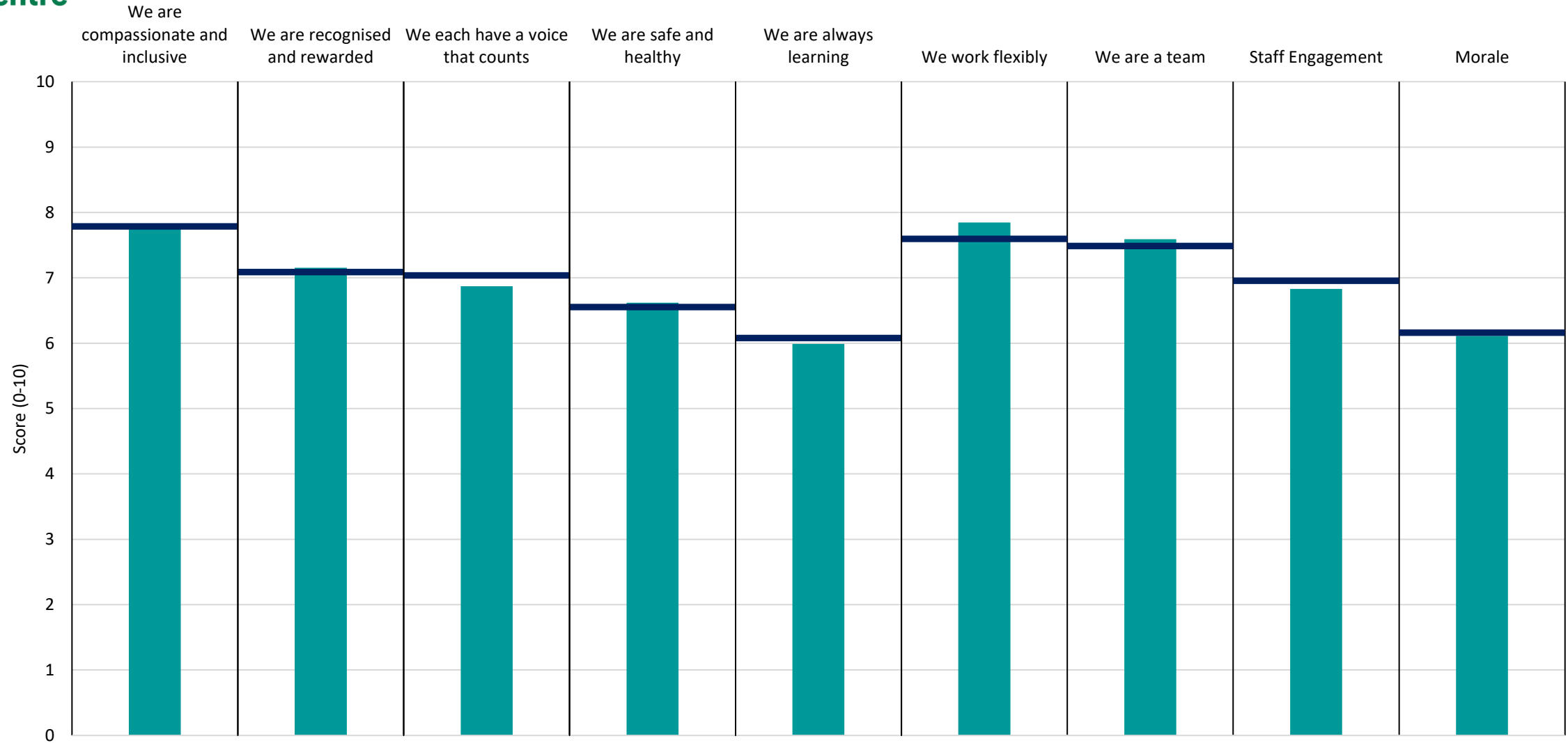
NHS Devon ICB

2022 NHS Staff Survey





Breakdown	7.8	6.9	6.9	6.3	5.8	6.5	7.3	6.8	5.8
Your org	7.8	7.1	7.0	6.6	6.1	7.6	7.5	7.0	6.2
Responses	82	82	82	82	79	82	81	82	82



Breakdown	7.8	7.2	6.9	6.6	6.0	7.8	7.6	6.8	6.1
Your org	7.8	7.1	7.0	6.6	6.1	7.6	7.5	7.0	6.2
Responses	91	91	90	91	89	91	91	91	91





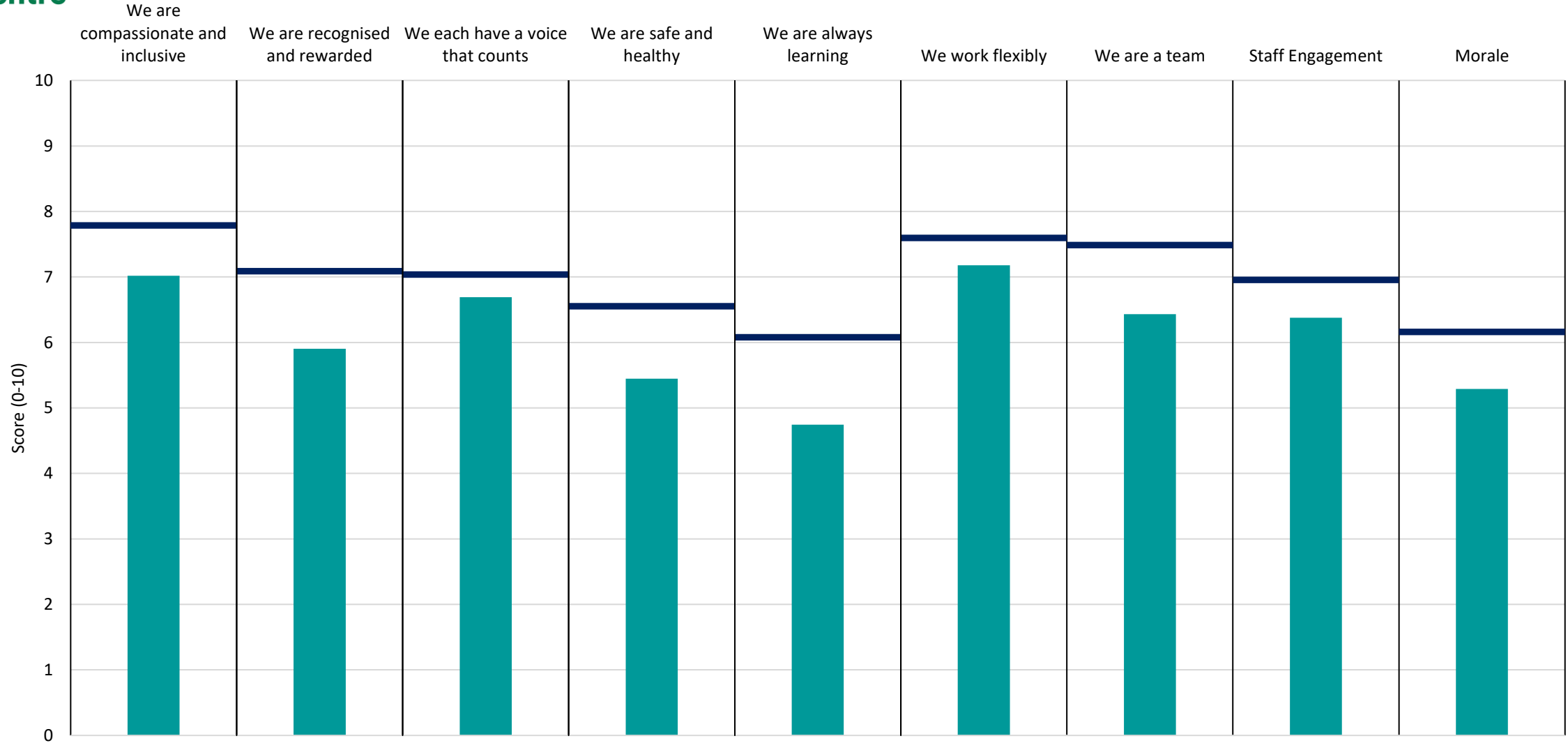






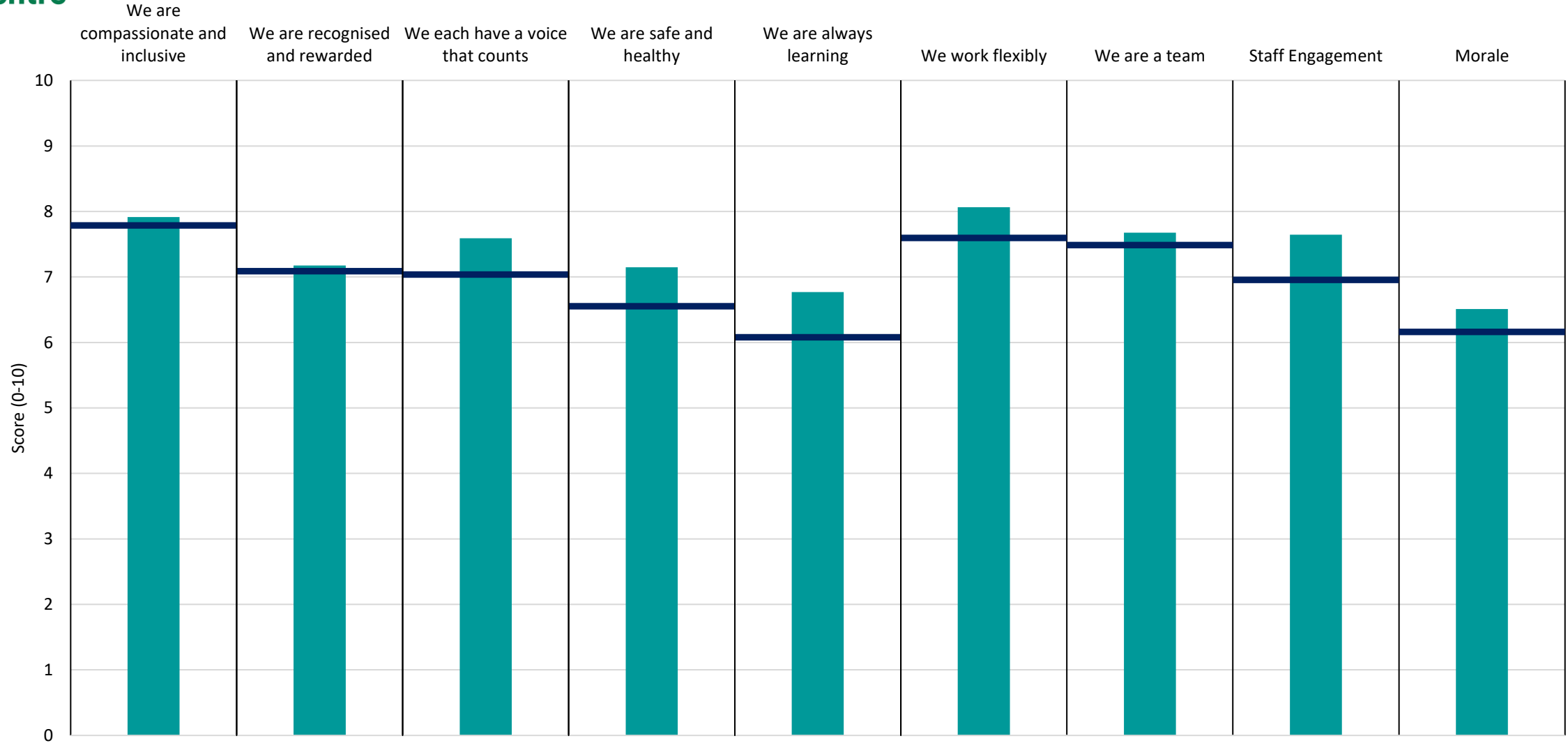






Breakdown	7.0	5.9	6.7	5.4	4.7	7.2	6.4	6.4	5.3
Your org	7.8	7.1	7.0	6.6	6.1	7.6	7.5	7.0	6.2
Responses	26	26	26	26	25	26	26	26	26

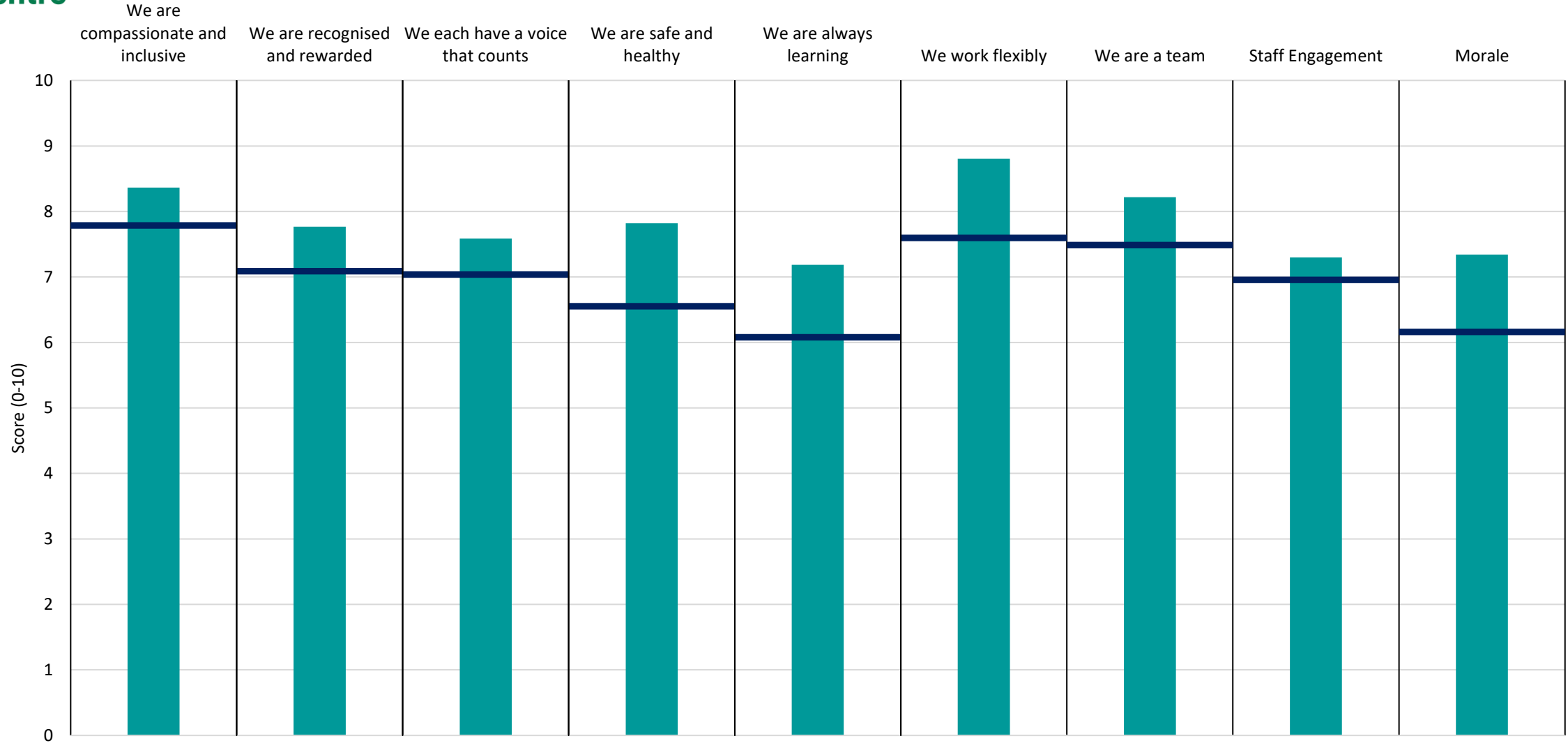




Breakdown	7.9	7.2	7.6	7.1	6.8	8.1	7.7	7.6	6.5
Your org	7.8	7.1	7.0	6.6	6.1	7.6	7.5	7.0	6.2
Responses	17	17	17	17	17	17	16	17	17







Breakdown	8.4	7.8	7.6	7.8	7.2	8.8	8.2	7.3	7.3
Your org	7.8	7.1	7.0	6.6	6.1	7.6	7.5	7.0	6.2
Responses	15	15	14	15	14	15	15	15	15

