



# NHS Suffolk and North East Essex ICB

2022 NHS Staff Survey

Breakdown report

Introduction	4
People Promise element and Theme results – Breakdowns 1	5
Corporate	6
East Suffolk Alliance	7
Finance	8
North East Essex Alliance	9
Nursing, Quality, Patient Experience, Safeguarding	10
Performance Improvement	11
Strategy and Transformation	12
West Suffolk Alliance	13

<u>Corporate: IT, Comms, Risk/Governance, C19/FLU, Estates</u>	15
<u>Corporate: Training Hub, HR, Workforce</u>	16
<u>East Suffolk Alliance</u>	17
<u>Finance</u>	18
<u>NEE Alliance</u>	19
<u>Nursing: CHC</u>	20
<u>Nursing: Quality, Patient Experience, Safeguarding</u>	21
<u>Performance Improvement</u>	22
<u>Strategy and Transformation</u>	23
<u>West Suffolk Alliance</u>	24

This directorate report for NHS Suffolk and North East Essex ICB contains results by breakdown for People Promise element and theme results from the 2022 NHS Staff Survey. These results are compared to the unweighted average for your organisation.

**Please note:** It is possible that there are differences between the ‘Your org’ scores reported in this directorate report and those in the benchmark report. This is because the results in the benchmark report are weighted to allow for fair comparisons between organisations of a similar type. However, in this report comparisons are made within your organisation so the unweighted organisation result is a more appropriate point of comparison.

The breakdowns used in this report were provided and defined by NHS Suffolk and North East Essex ICB. Details of how the People Promise element and theme scores were calculated are included in the Technical Document, available to download from our results website.

## Key features

Breakdown type and **breakdown name** are specified in the header.

Breakdown results are presented in the context of the (unweighted) **organisation average ('Your org')**, so it is easy to tell if a directorate is performing better or worse than the organisation average. For all People Promise element and theme results, a higher score is a better result than a lower score

The **number of responses** feeding into each measures and sub-scores for the **given breakdown** is specified below the table containing the directorate and trust scores.

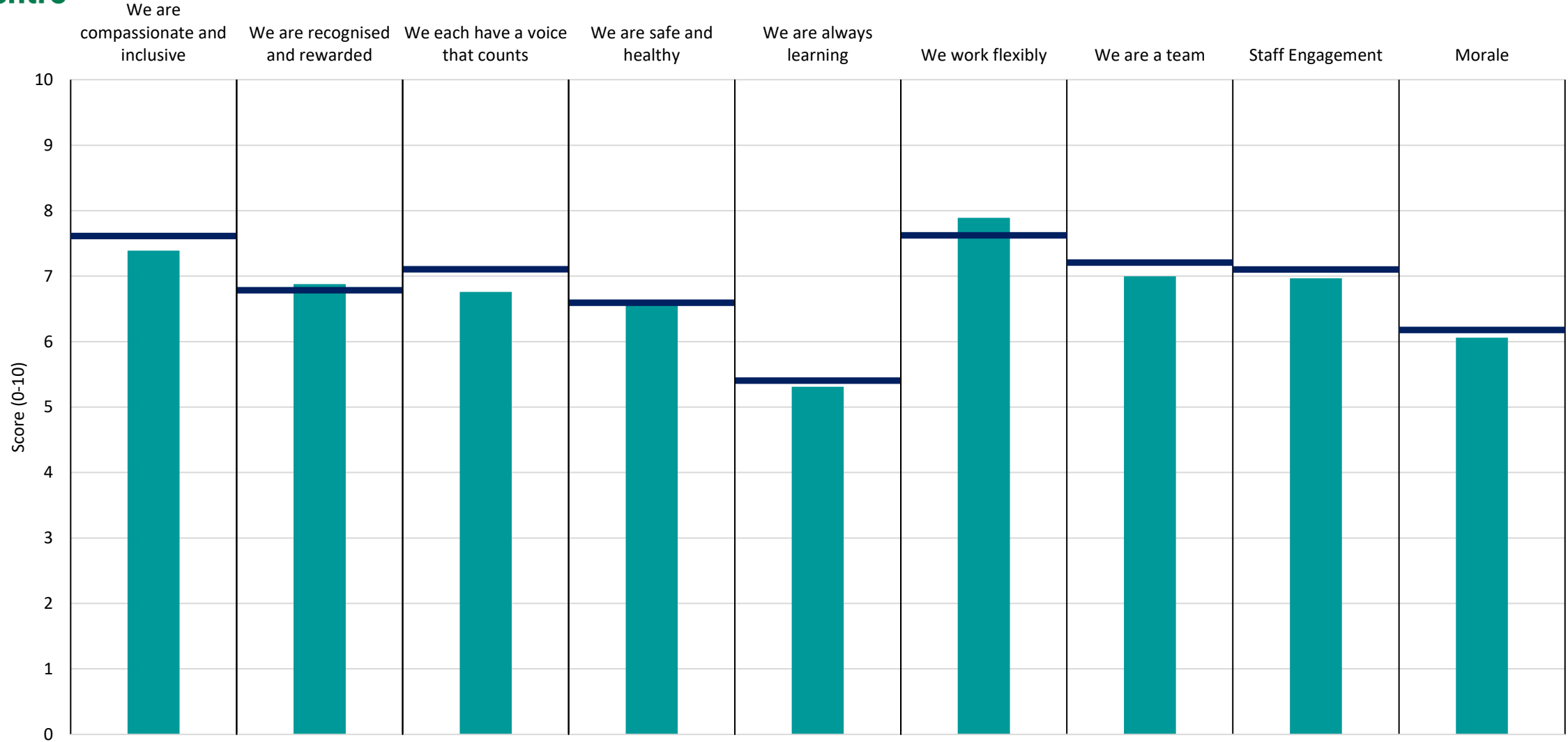


**! Note:** when there are less than 11 responses in a group, results are suppressed to protect staff confidentiality, for some organisations this could mean that all breakdown results are suppressed.

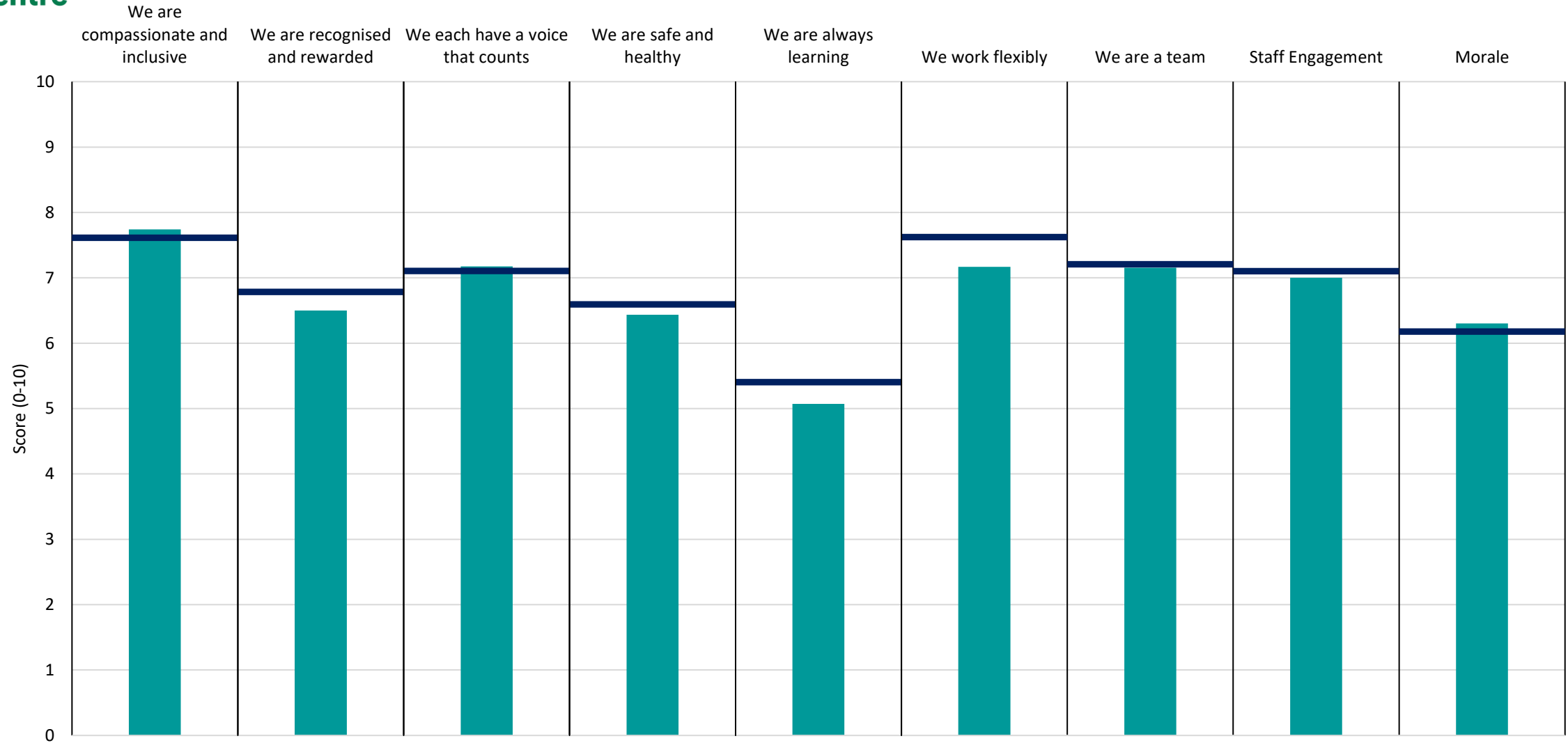
# Breakdowns 1

NHS Suffolk and North East Essex ICB

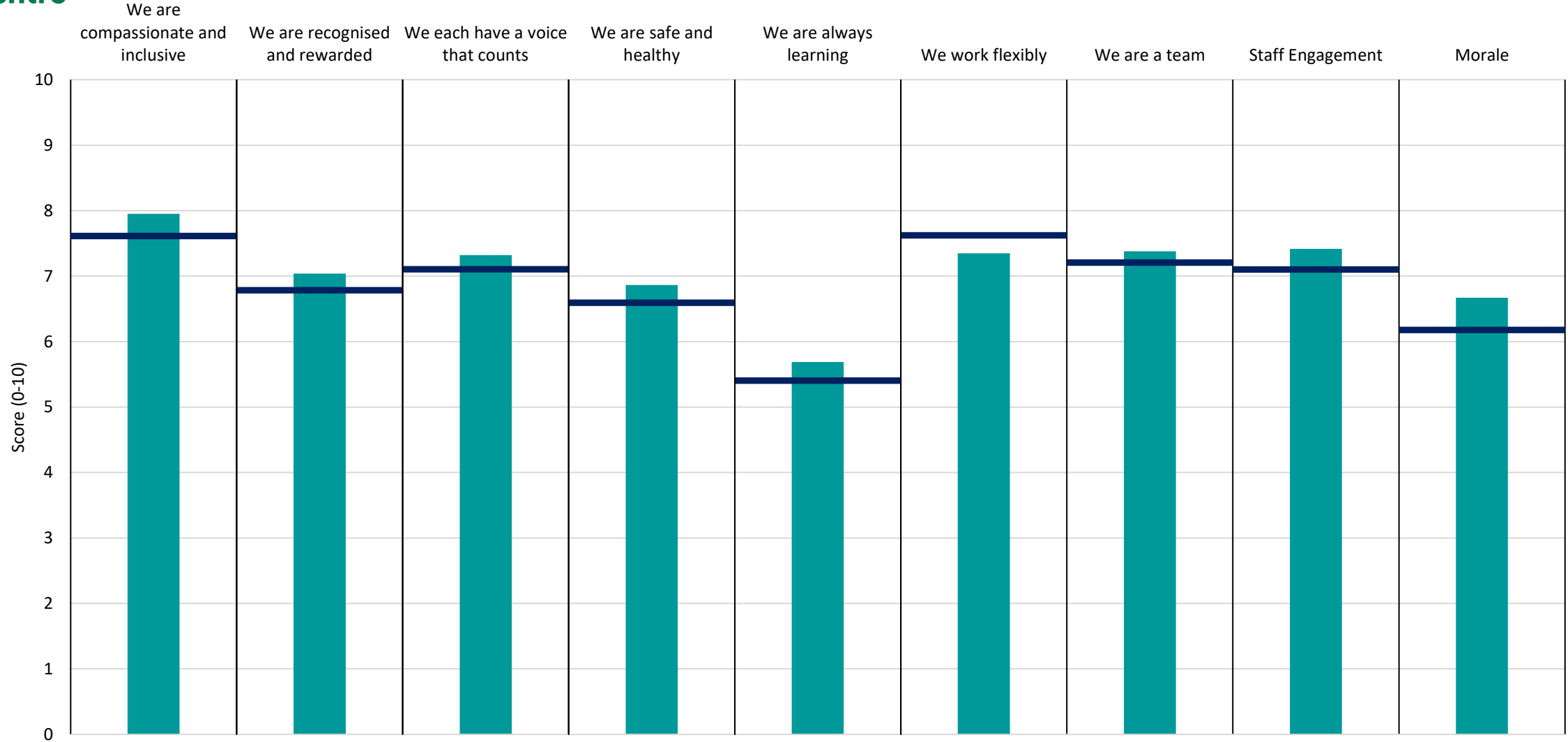
2022 NHS Staff Survey



Breakdown	7.4	6.9	6.8	6.6	5.3	7.9	7.0	7.0	6.1
Your org	7.6	6.8	7.1	6.6	5.4	7.6	7.2	7.1	6.2
Responses	49	49	48	49	46	49	49	49	49



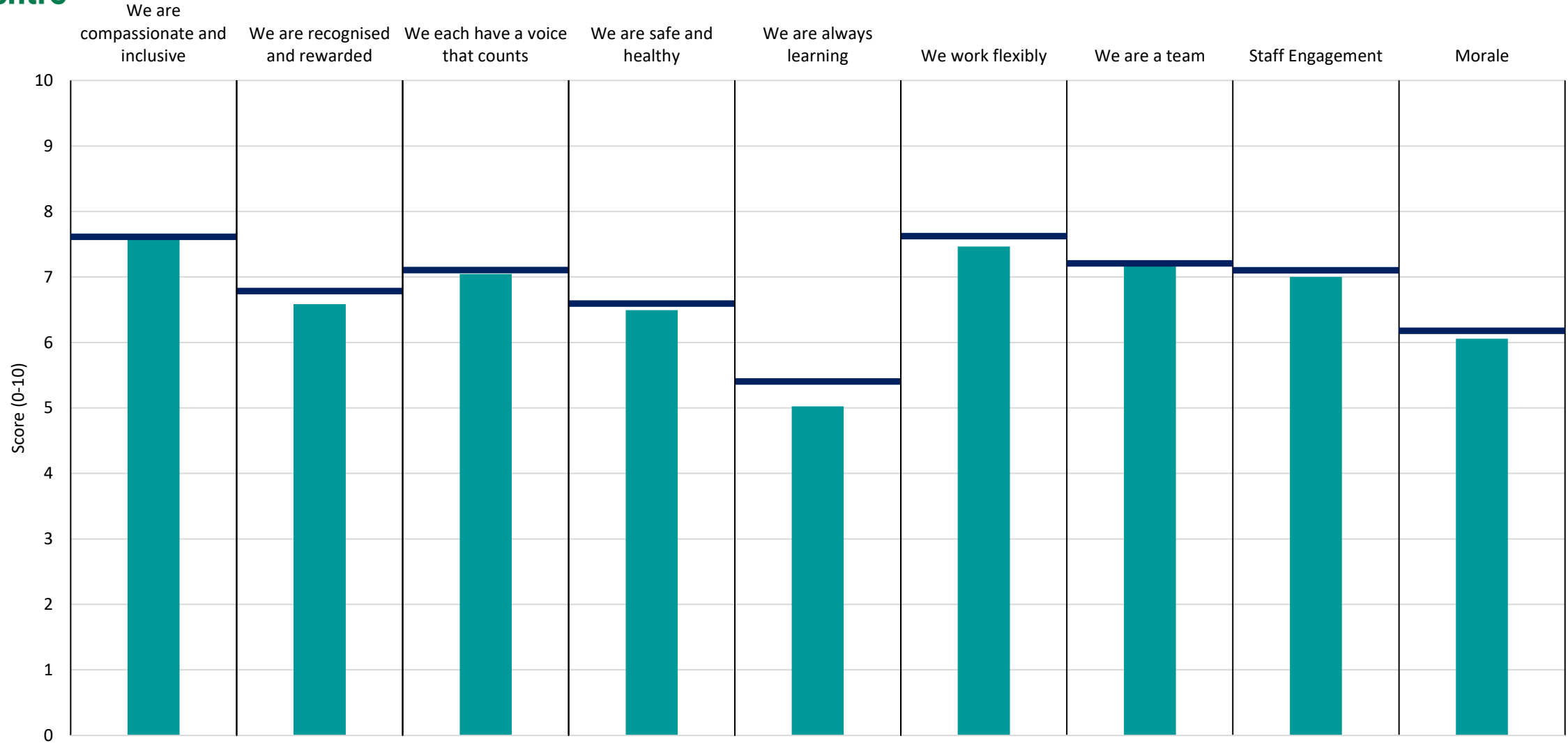
Breakdown	7.7	6.5	7.2	6.4	5.1	7.2	7.2	7.0	6.3
Your org	7.6	6.8	7.1	6.6	5.4	7.6	7.2	7.1	6.2
Responses	15	15	15	15	14	15	15	15	15



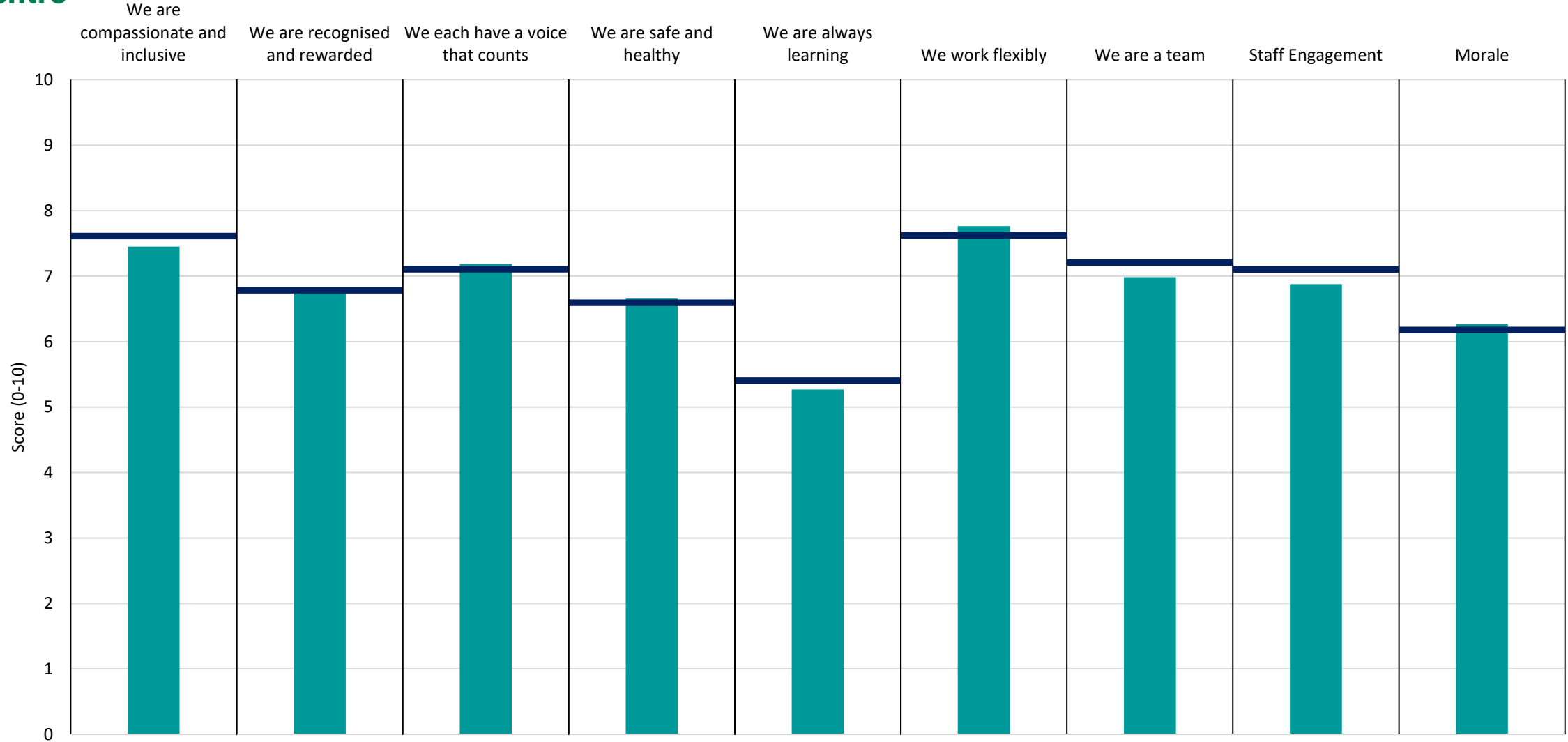
Breakdown	8.0	7.0	7.3	6.9	5.7	7.4	7.4	7.4	6.7
Your org	7.6	6.8	7.1	6.6	5.4	7.6	7.2	7.1	6.2
Responses	25	25	24	25	22	25	25	25	25





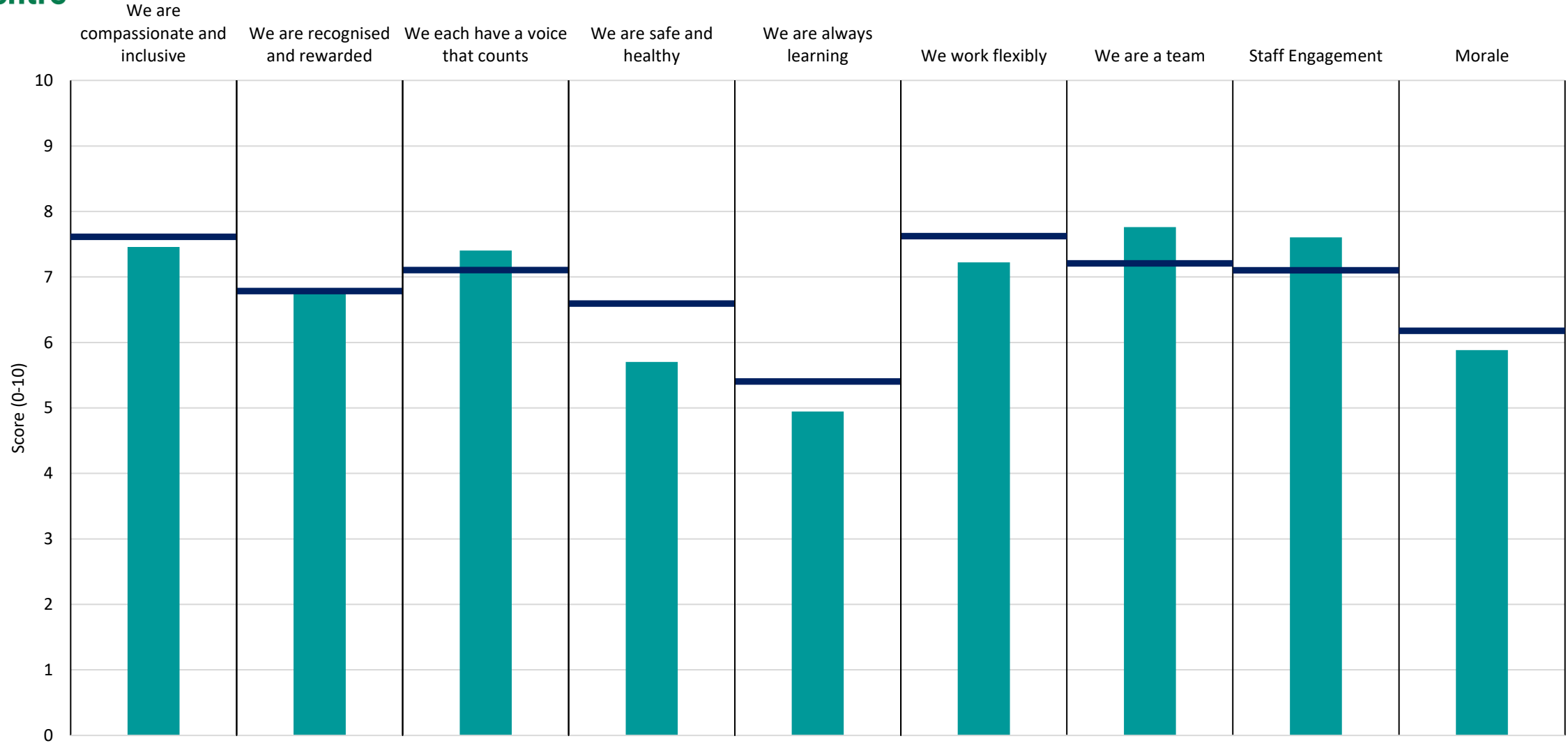


Breakdown	7.6	6.6	7.0	6.5	5.0	7.5	7.2	7.0	6.1
Your org	7.6	6.8	7.1	6.6	5.4	7.6	7.2	7.1	6.2
Responses	94	94	93	94	90	94	94	94	94



Breakdown	7.5	6.8	7.2	6.7	5.3	7.8	7.0	6.9	6.3
Your org	7.6	6.8	7.1	6.6	5.4	7.6	7.2	7.1	6.2
Responses	33	33	33	33	32	33	33	33	33



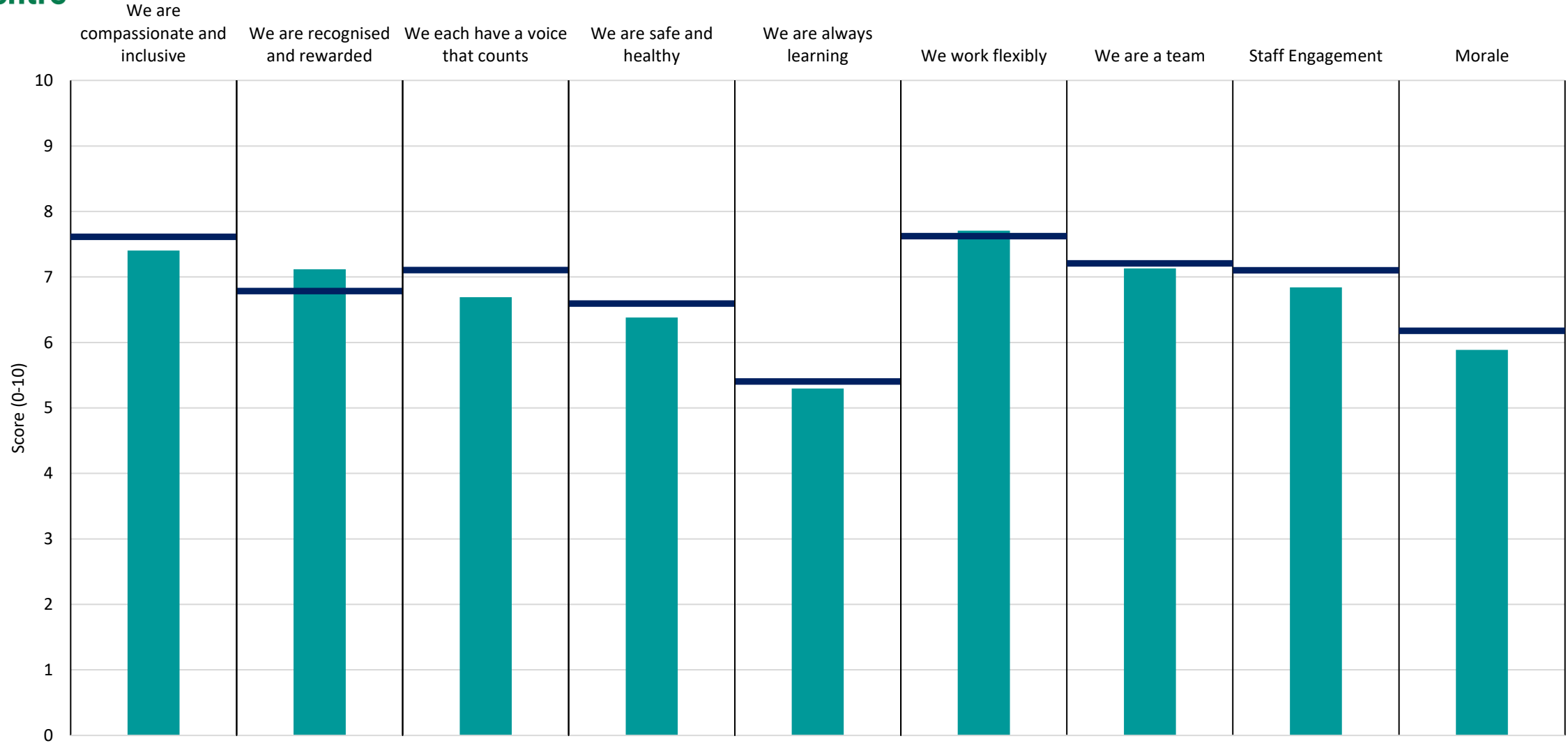


Breakdown	7.5	6.8	7.4	5.7	4.9	7.2	7.8	7.6	5.9
Your org	7.6	6.8	7.1	6.6	5.4	7.6	7.2	7.1	6.2
Responses	12	12	11	12	12	12	12	12	12

# Breakdowns 2

NHS Suffolk and North East Essex ICB

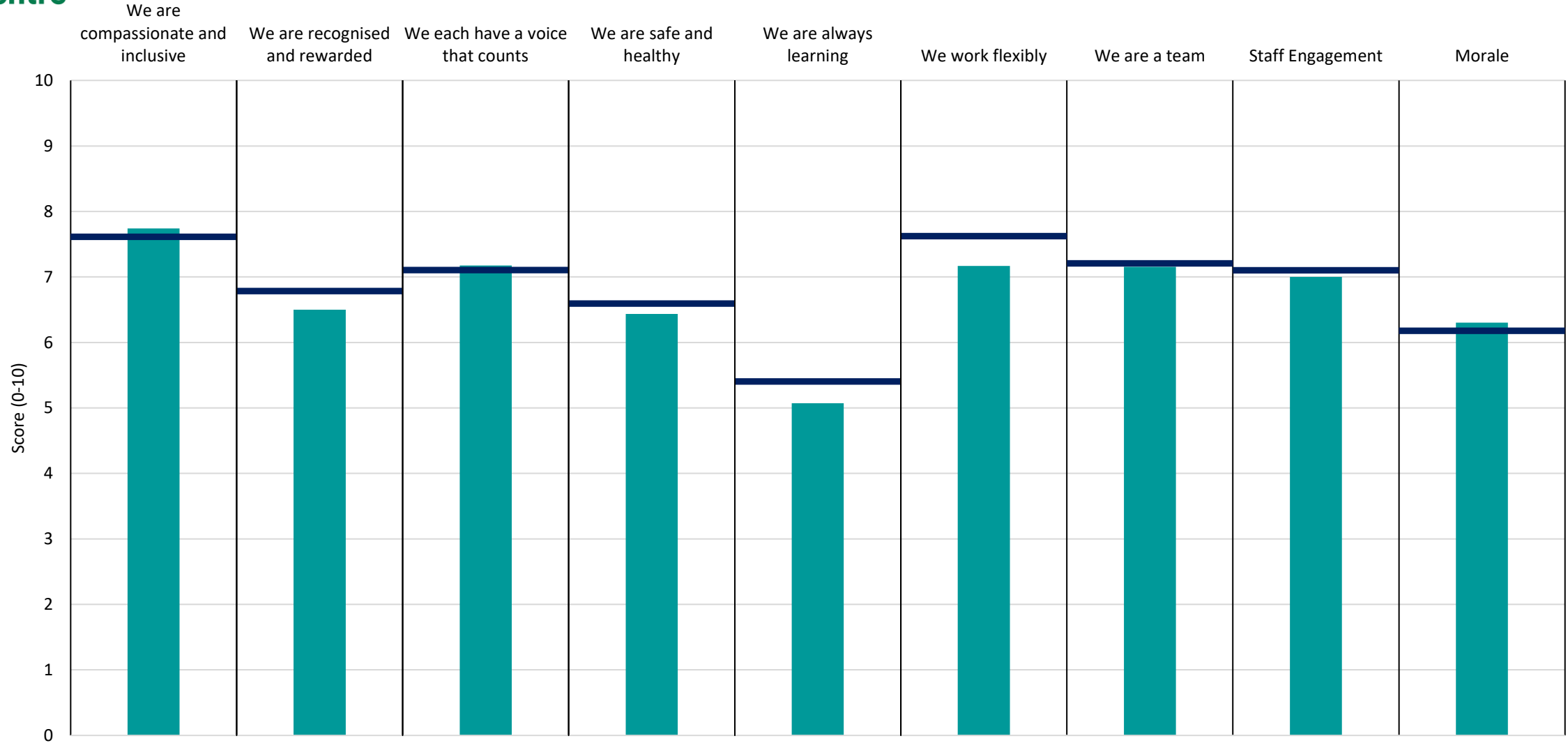
2022 NHS Staff Survey



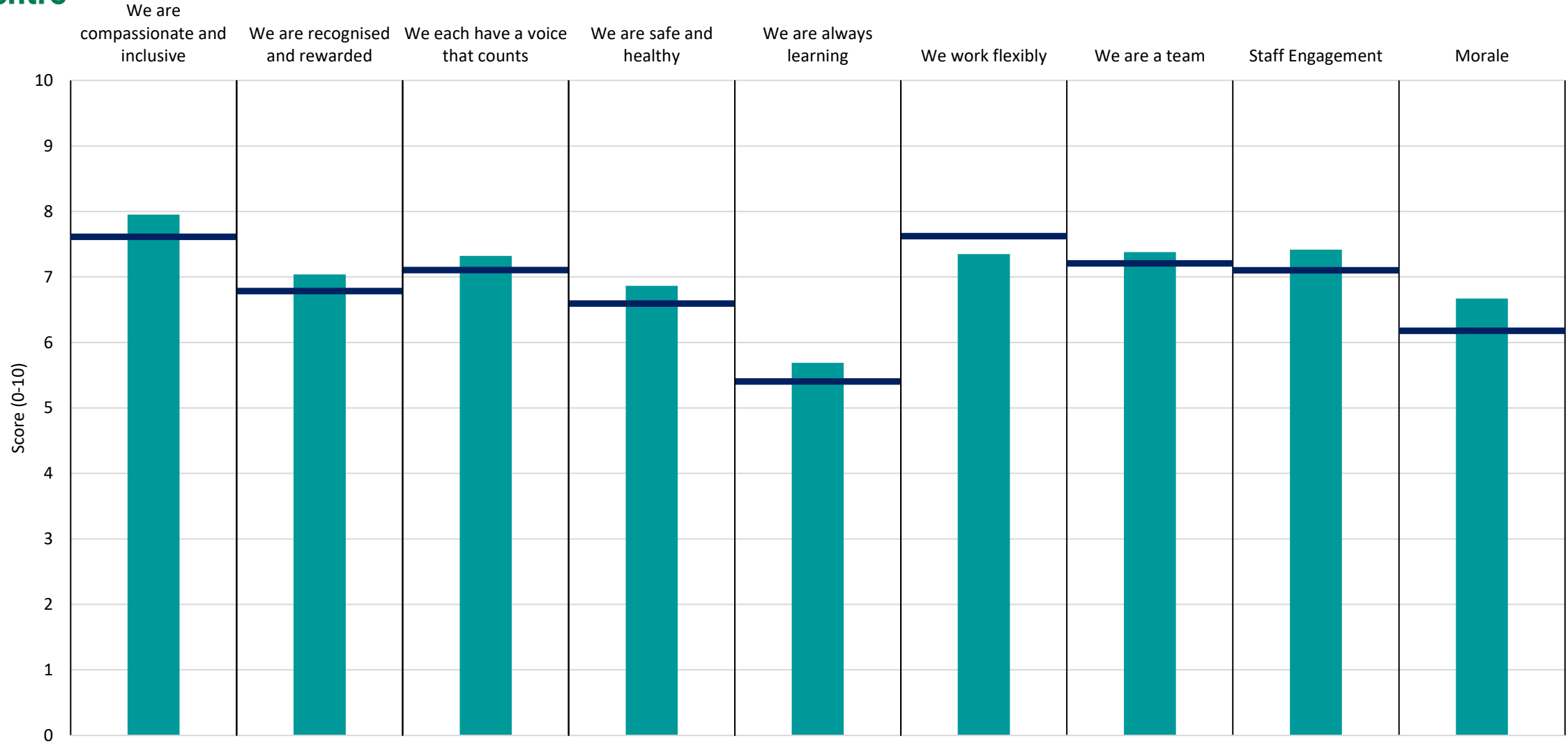
Breakdown	7.4	7.1	6.7	6.4	5.3	7.7	7.1	6.8	5.9
Your org	7.6	6.8	7.1	6.6	5.4	7.6	7.2	7.1	6.2
Responses	30	30	29	30	27	30	30	30	30





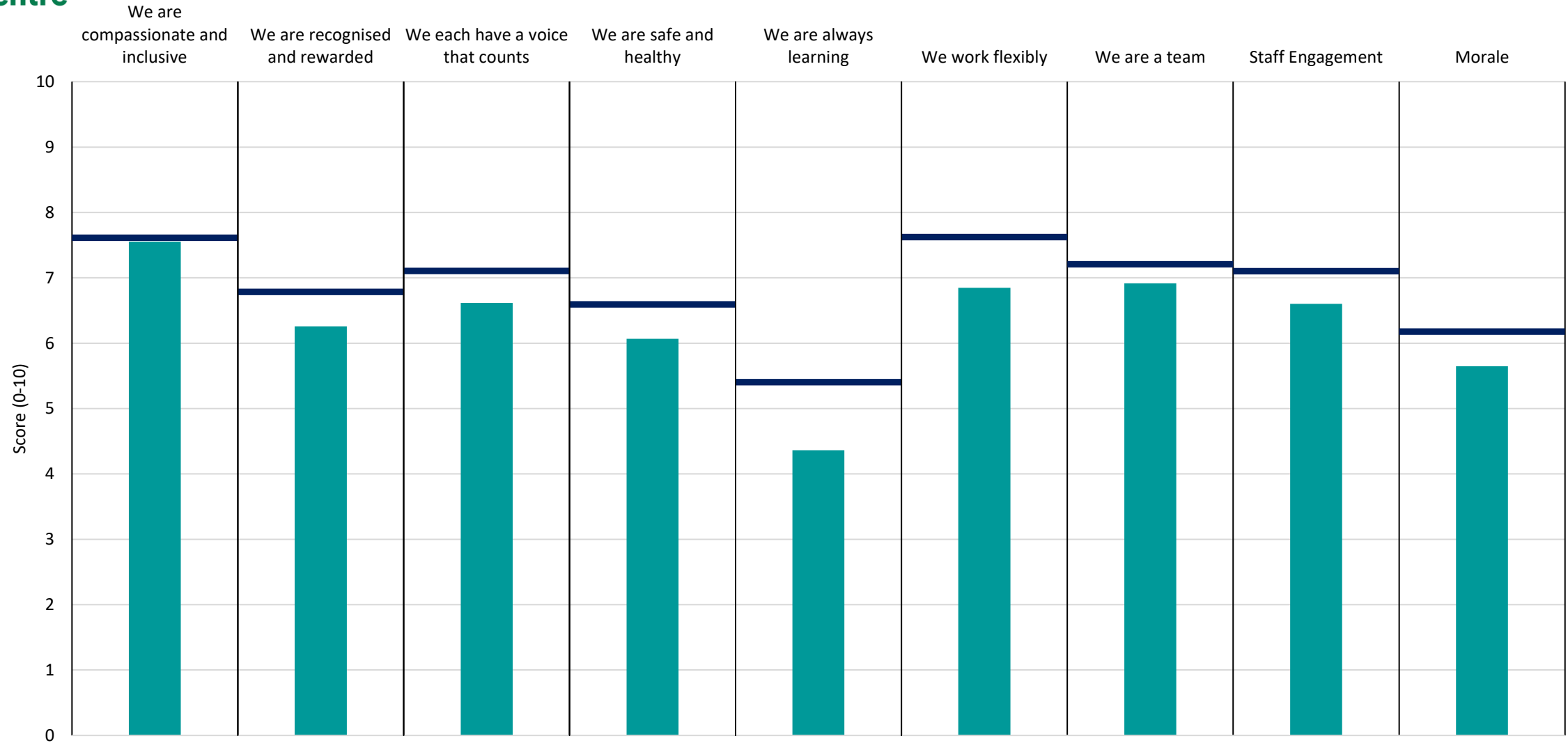


Breakdown	7.7	6.5	7.2	6.4	5.1	7.2	7.2	7.0	6.3
Your org	7.6	6.8	7.1	6.6	5.4	7.6	7.2	7.1	6.2
Responses	15	15	15	15	14	15	15	15	15

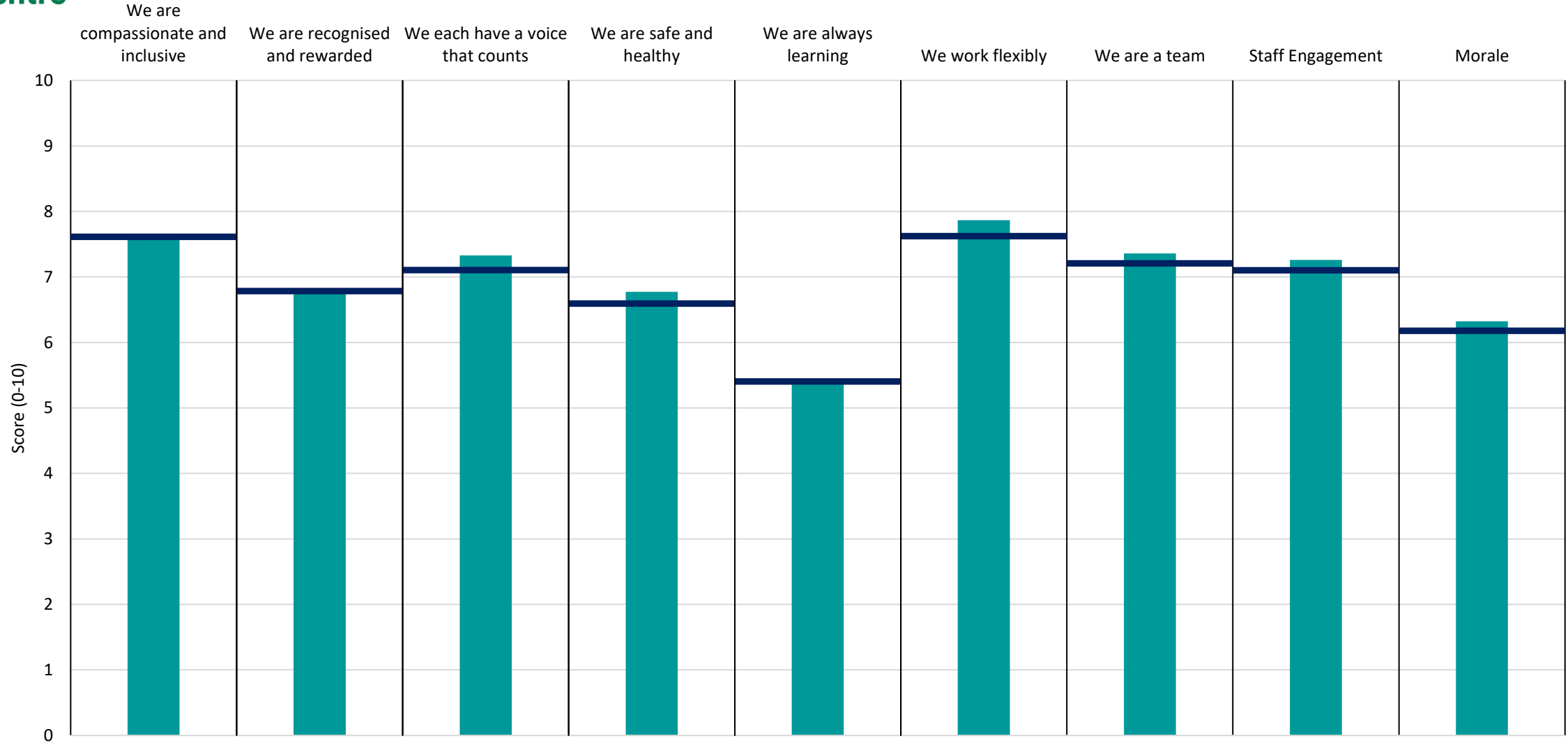


Breakdown	8.0	7.0	7.3	6.9	5.7	7.4	7.4	7.4	6.7
Your org	7.6	6.8	7.1	6.6	5.4	7.6	7.2	7.1	6.2
Responses	25	25	24	25	22	25	25	25	25





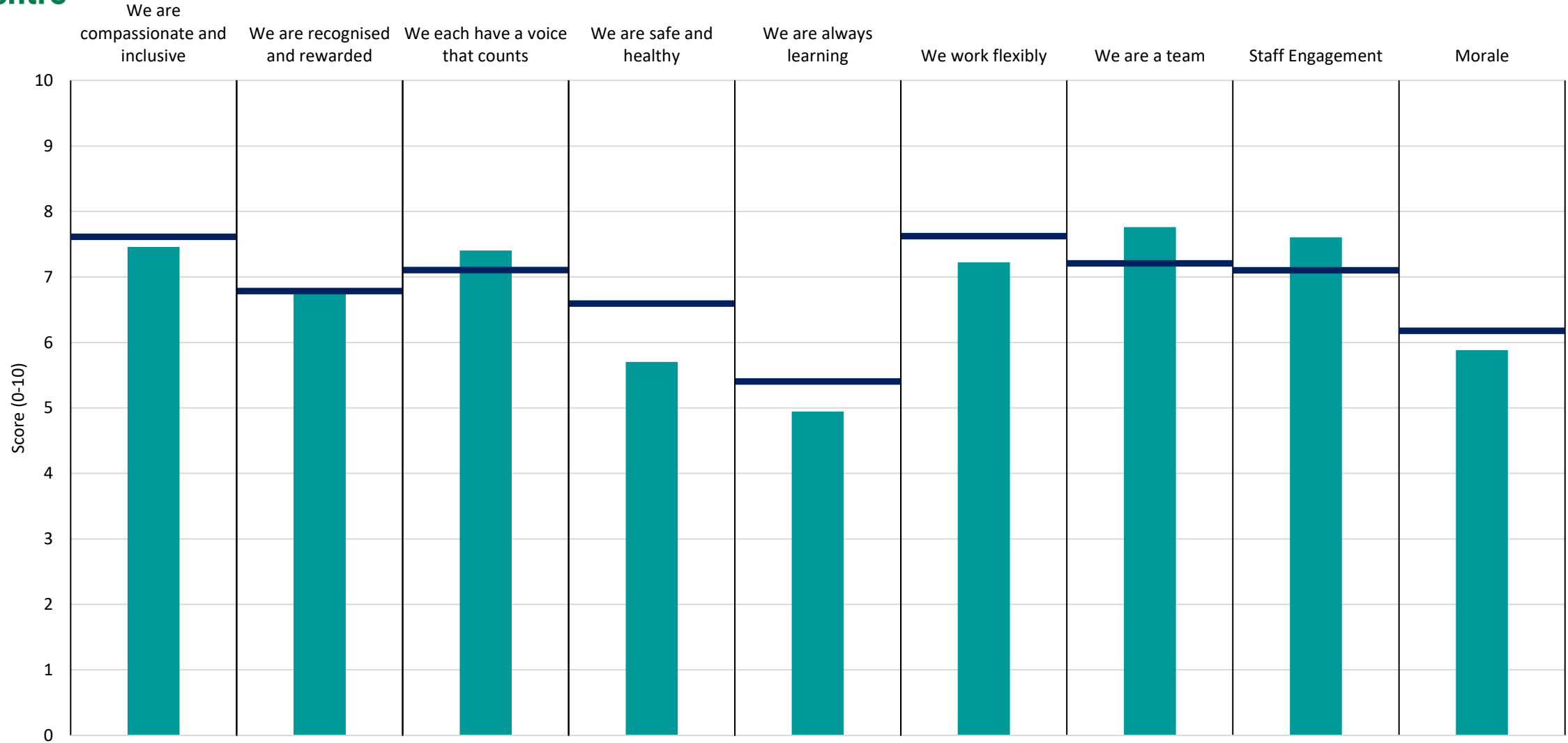
Breakdown	7.6	6.3	6.6	6.1	4.4	6.8	6.9	6.6	5.6
Your org	7.6	6.8	7.1	6.6	5.4	7.6	7.2	7.1	6.2
Responses	37	37	37	37	34	37	37	37	37



Breakdown	7.6	6.8	7.3	6.8	5.4	7.9	7.4	7.3	6.3
Your org	7.6	6.8	7.1	6.6	5.4	7.6	7.2	7.1	6.2
Responses	57	57	56	57	56	57	57	57	57







Breakdown	7.5	6.8	7.4	5.7	4.9	7.2	7.8	7.6	5.9
Your org	7.6	6.8	7.1	6.6	5.4	7.6	7.2	7.1	6.2
Responses	12	12	11	12	12	12	12	12	12