



NHS Derby and Derbyshire ICB

2022 NHS Staff Survey

Breakdown report

Introduction	4
People Promise element and Theme results – Breakdowns 1	5
<u>CEO/Directors</u>	<u>6</u>
<u>Corporate Affairs</u>	<u>7</u>
<u>Finance</u>	<u>8</u>
<u>Medical</u>	<u>9</u>
<u>Nursing and quality</u>	<u>10</u>
<u>Other</u>	<u>11</u>
<u>Strategy and Planning</u>	<u>12</u>

<u>Contracting and performance</u>	14
<u>Corporate delivery</u>	15
<u>Corporate strategy and development</u>	16
<u>Finance commissioning</u>	17
<u>Financial planning and reporting</u>	18
<u>GP Commissioning and Development</u>	19
<u>In-hospital commissioning</u>	20
<u>Joint commissioning and community development</u>	21
<u>Medicines Order Line</u>	22
<u>Medicines management and clinical policy</u>	23
<u>Mental health, learning disabilities and children's commissioning</u>	24
<u>Nursing and quality - Acute</u>	25
<u>Nursing and quality - Community</u>	26
<u>Nursing and quality - Corporate</u>	27
<u>Senior Leadership Team</u>	28
<u>VOC & Clinical Conditions</u>	29

This directorate report for NHS Derby and Derbyshire ICB contains results by breakdown for People Promise element and theme results from the 2022 NHS Staff Survey. These results are compared to the unweighted average for your organisation.

Please note: It is possible that there are differences between the ‘Your org’ scores reported in this directorate report and those in the benchmark report. This is because the results in the benchmark report are weighted to allow for fair comparisons between organisations of a similar type. However, in this report comparisons are made within your organisation so the unweighted organisation result is a more appropriate point of comparison.

The breakdowns used in this report were provided and defined by NHS Derby and Derbyshire ICB. Details of how the People Promise element and theme scores were calculated are included in the Technical Document, available to download from our results website.

Key features

Breakdown type and **breakdown name** are specified in the header.

Breakdown results are presented in the context of the (unweighted) **organisation average ('Your org')**, so it is easy to tell if a directorate is performing better or worse than the organisation average. For all People Promise element and theme results, a higher score is a better result than a lower score

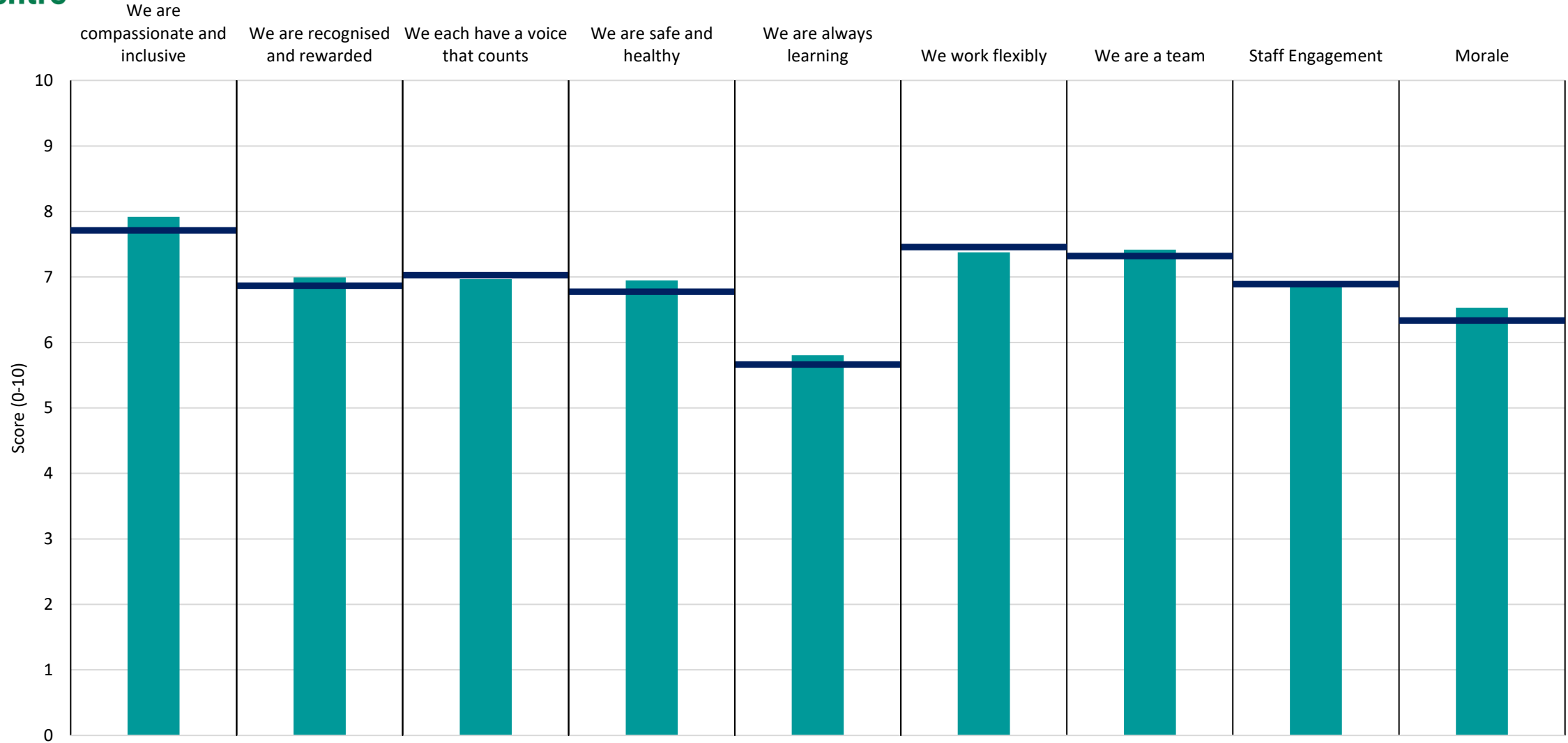
The **number of responses** feeding into each measures and sub-scores for the **given breakdown** is specified below the table containing the directorate and trust scores.



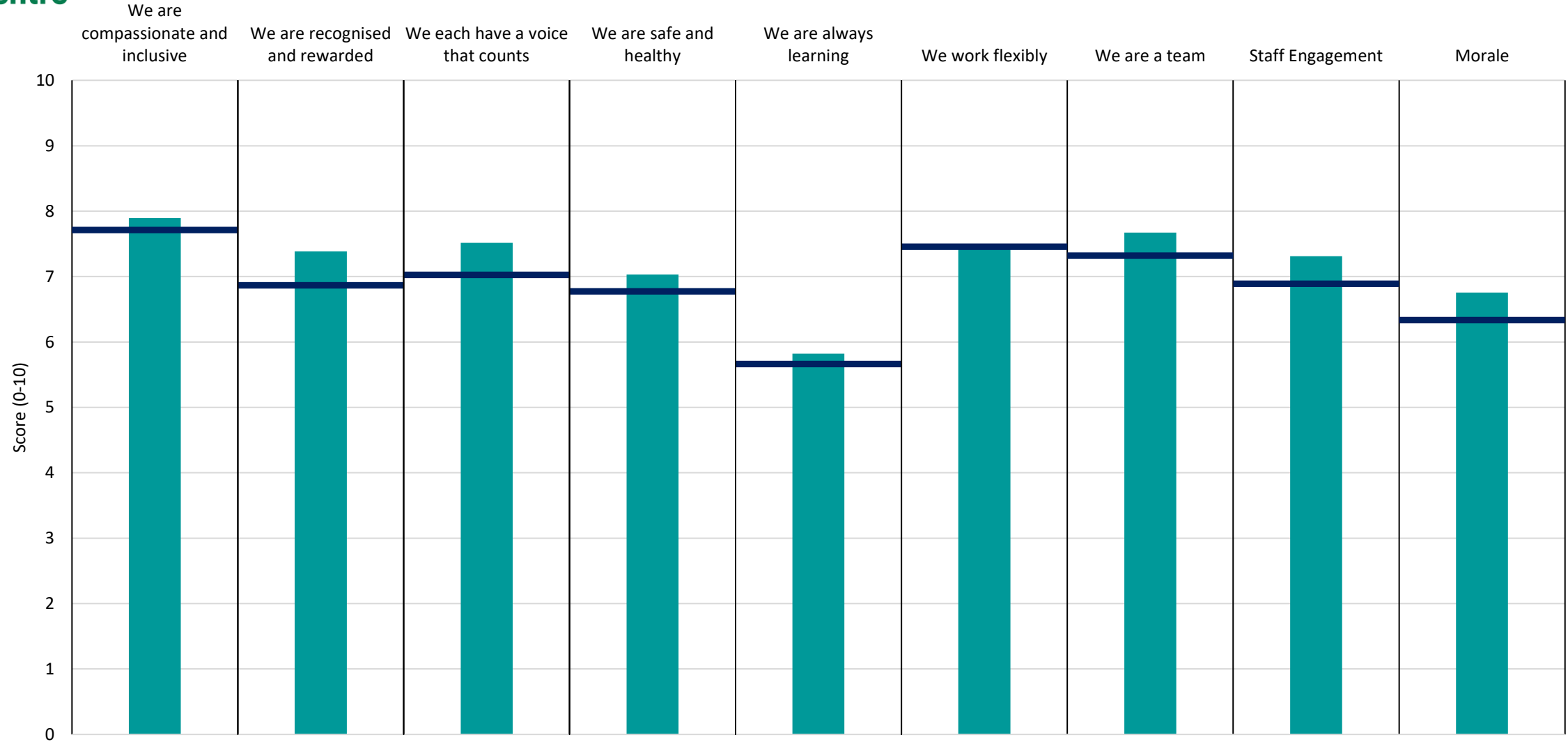
! Note: when there are less than 11 responses in a group, results are suppressed to protect staff confidentiality, for some organisations this could mean that all breakdown results are suppressed.

Breakdowns 1

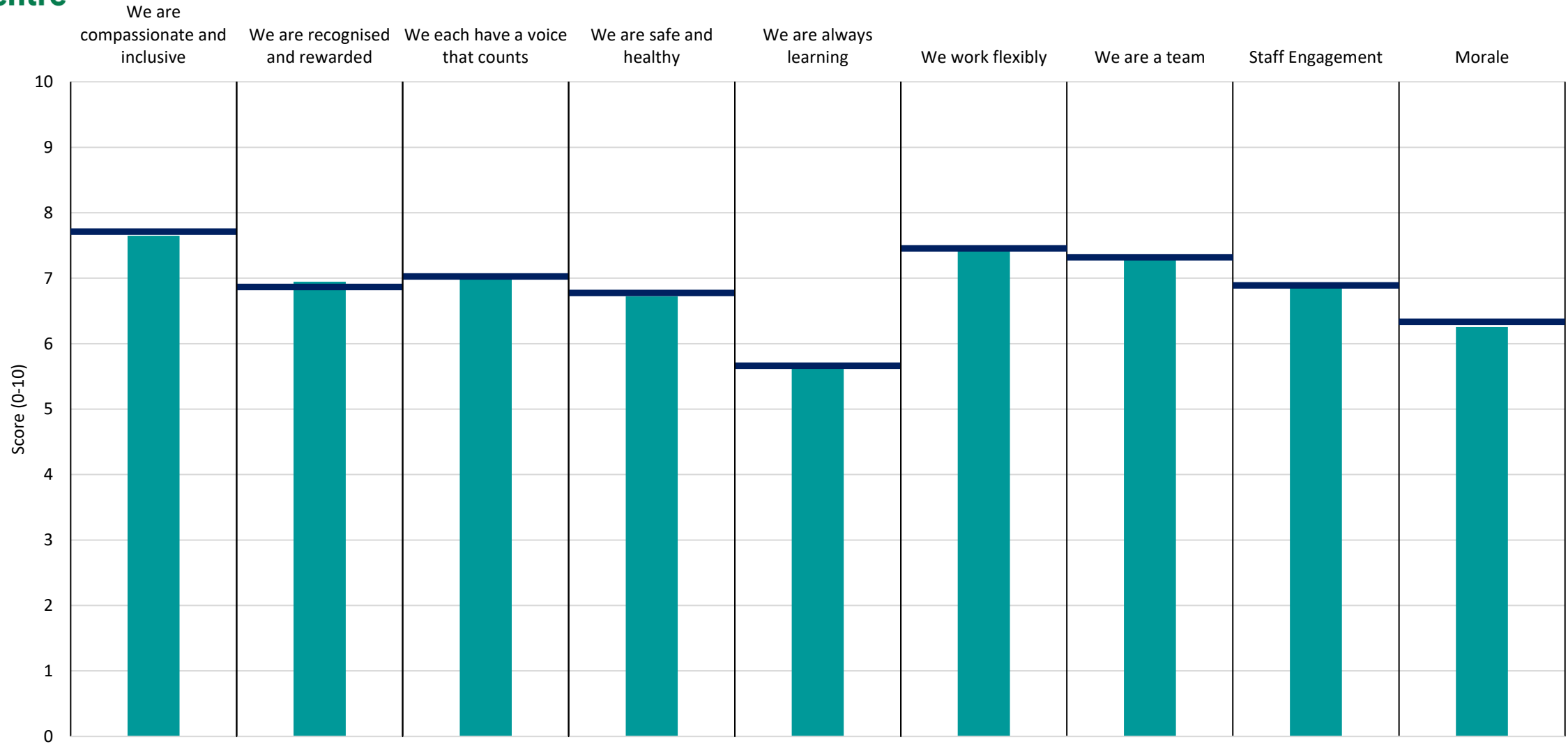
NHS Derby and Derbyshire ICB
2022 NHS Staff Survey



Breakdown	7.9	7.0	7.0	6.9	5.8	7.4	7.4	6.9	6.5
Your org	7.7	6.9	7.0	6.8	5.7	7.5	7.3	6.9	6.3
Responses	157	157	156	157	154	156	157	157	157



Breakdown	7.9	7.4	7.5	7.0	5.8	7.5	7.7	7.3	6.8
Your org	7.7	6.9	7.0	6.8	5.7	7.5	7.3	6.9	6.3
Responses	40	40	40	40	39	40	40	40	40

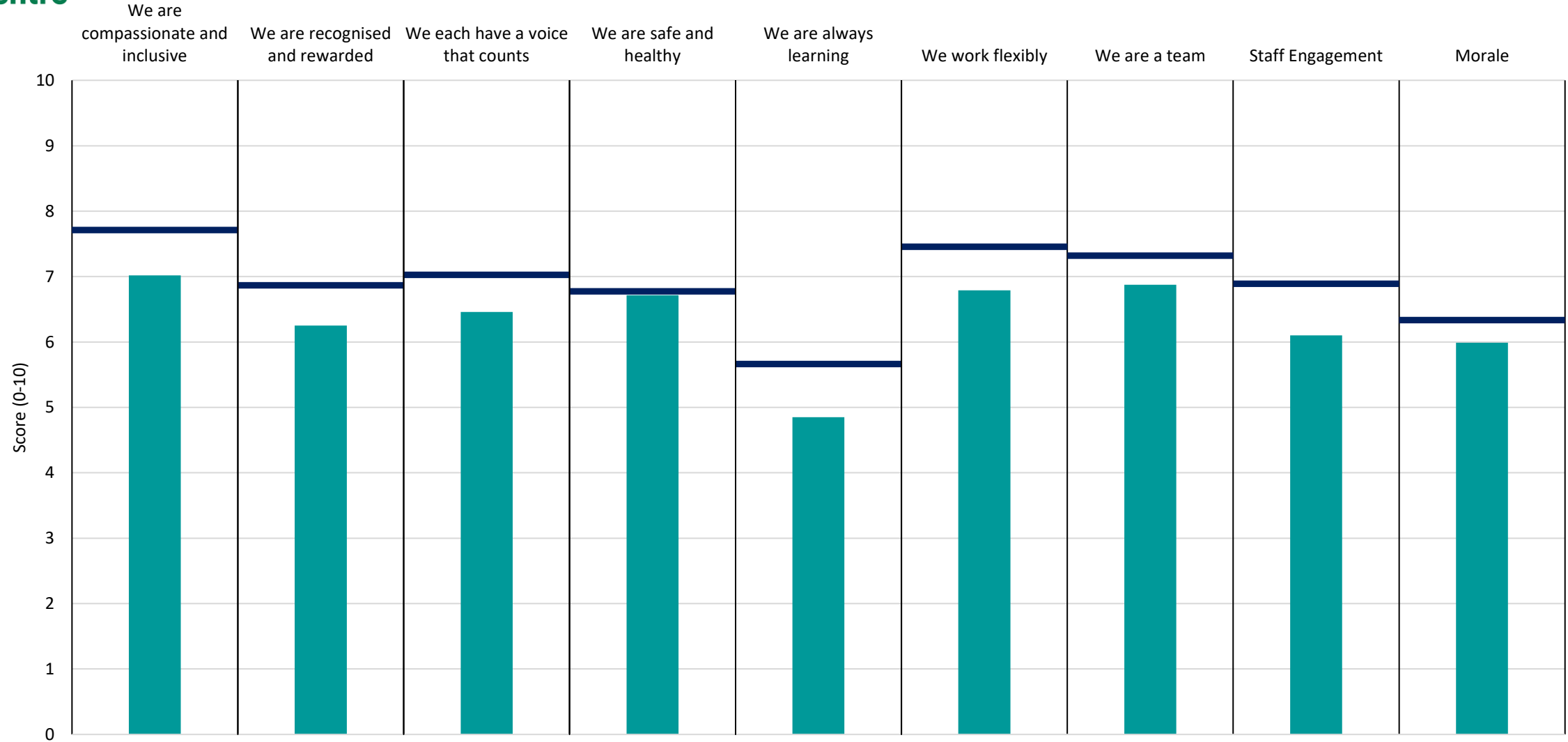


Breakdown	7.6	6.9	7.0	6.7	5.7	7.5	7.3	6.9	6.3
Your org	7.7	6.9	7.0	6.8	5.7	7.5	7.3	6.9	6.3
Responses	123	123	123	123	120	123	123	123	123

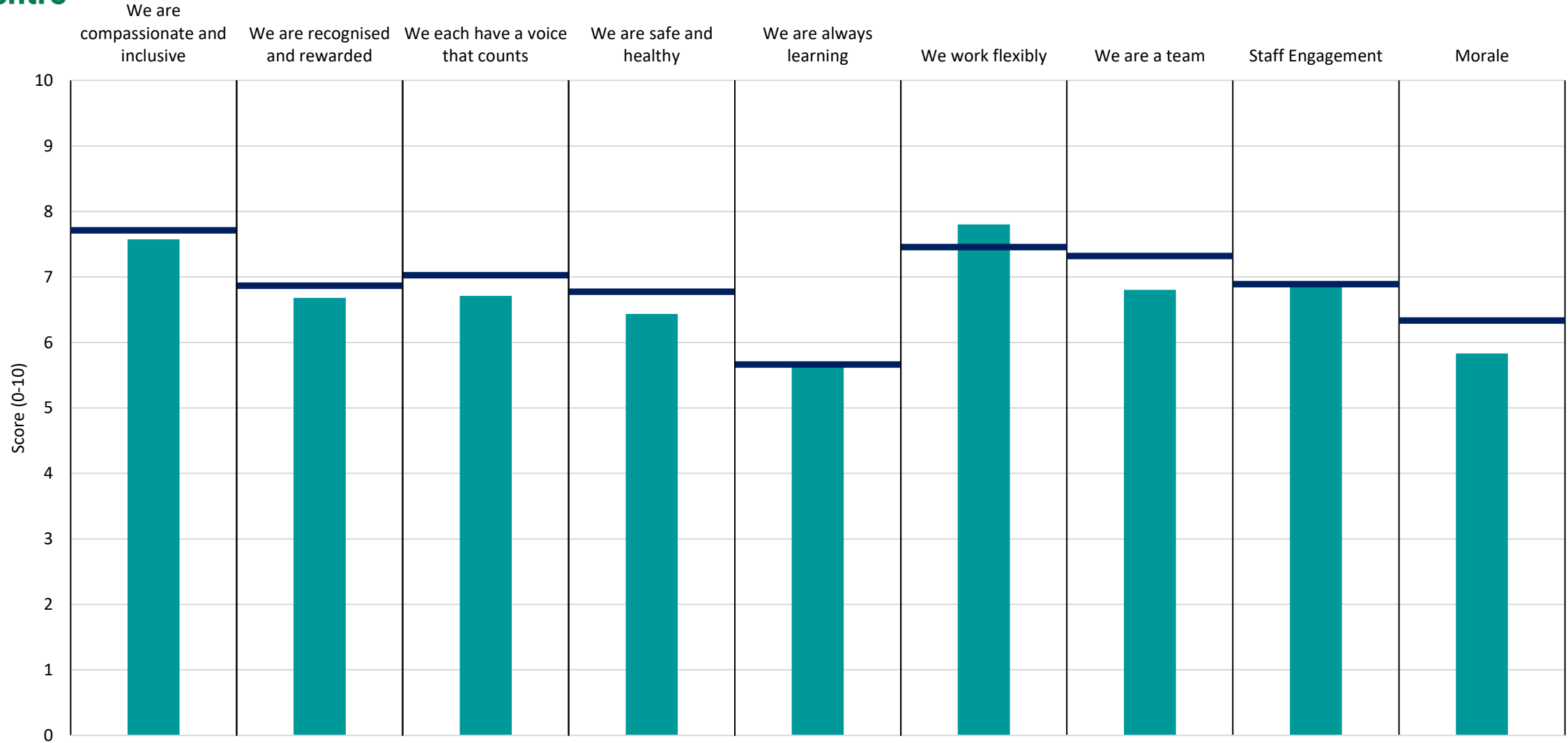
Breakdowns 2

NHS Derby and Derbyshire ICB
2022 NHS Staff Survey

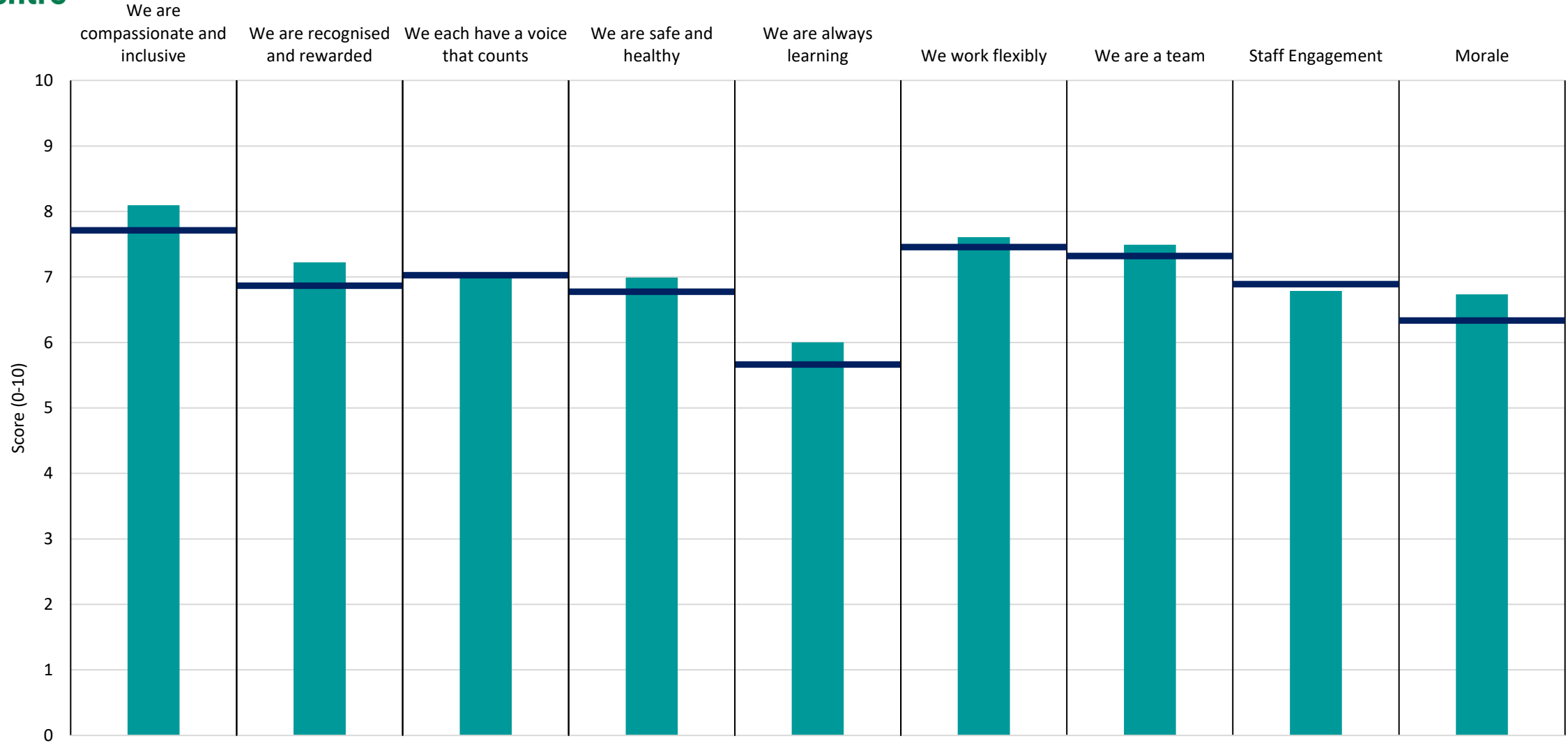
Contracting and performance



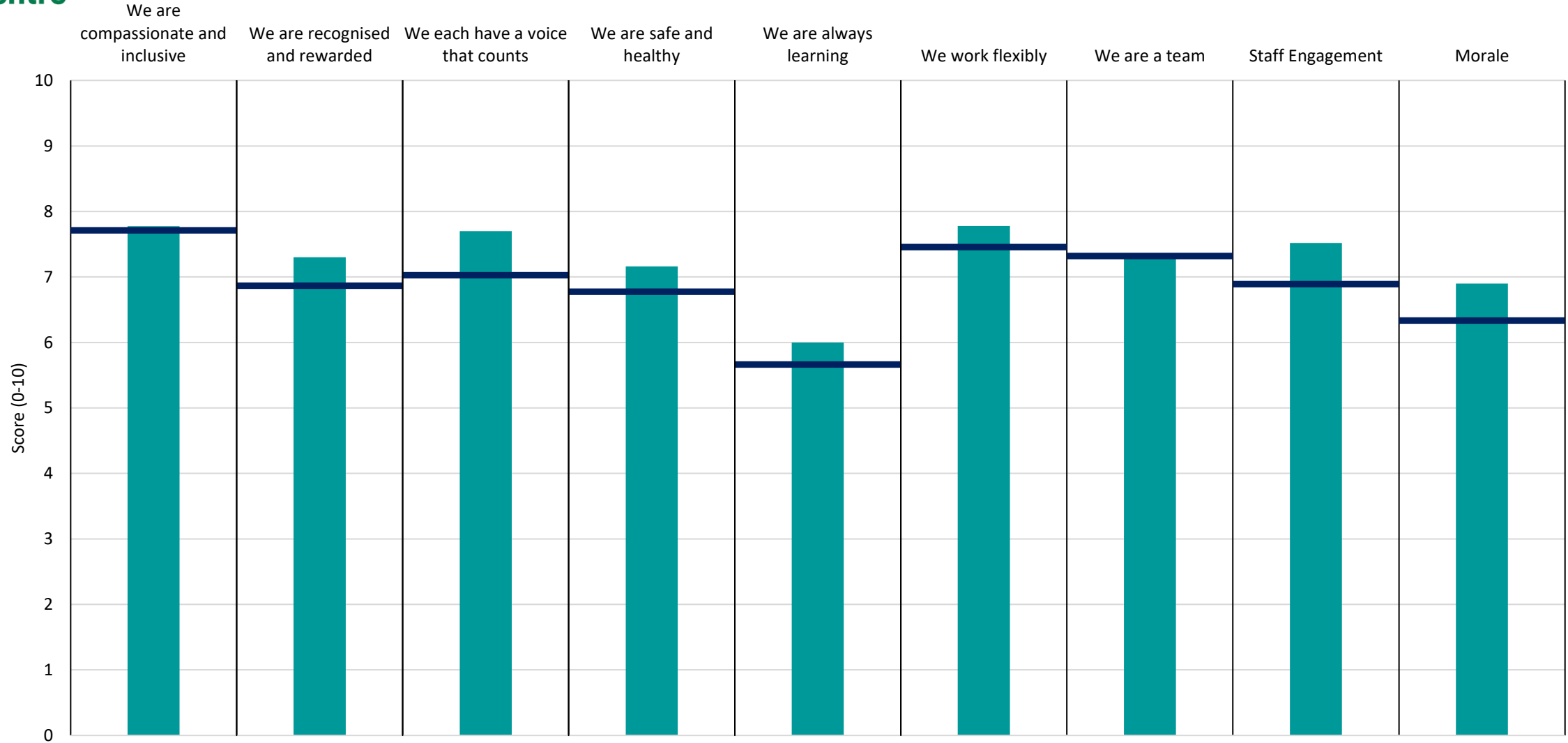
Breakdown	7.0	6.3	6.5	6.7	4.9	6.8	6.9	6.1	6.0
Your org	7.7	6.9	7.0	6.8	5.7	7.5	7.3	6.9	6.3
Responses	24	24	24	24	23	24	24	24	24



Breakdown	7.6	6.7	6.7	6.4	5.6	7.8	6.8	6.9	5.8
Your org	7.7	6.9	7.0	6.8	5.7	7.5	7.3	6.9	6.3
Responses	22	22	22	22	20	22	22	22	22



Breakdown	8.1	7.2	7.1	7.0	6.0	7.6	7.5	6.8	6.7
Your org	7.7	6.9	7.0	6.8	5.7	7.5	7.3	6.9	6.3
Responses	70	70	69	70	67	69	70	70	70



Breakdown	7.8	7.3	7.7	7.2	6.0	7.8	7.3	7.5	6.9
Your org	7.7	6.9	7.0	6.8	5.7	7.5	7.3	6.9	6.3
Responses	15	15	15	15	14	15	15	15	15

