



# NHS Bedfordshire, Luton and Milton Keynes ICB

2022 NHS Staff Survey

Breakdown report

Introduction	4
People Promise element and Theme results – Breakdowns 1	5
<u>Executive Management &amp; Board</u>	<u>6</u>
<u>Finance</u>	<u>7</u>
<u>Nursing &amp; Quality</u>	<u>8</u>
<u>People &amp; Development</u>	<u>9</u>
<u>Primary Care</u>	<u>10</u>
<u>System Assurance and Corporate Services</u>	<u>11</u>
<u>Transformation (Contracting and Commissioning)</u>	<u>12</u>

<u>Capacity Systems Flow &amp; Frailty</u>	14
<u>Children, Young People &amp; Maternity</u>	15
<u>Continuing Healthcare &amp; Personal Health Budgets</u>	16
<u>Contracting</u>	17
<u>Finance</u>	18
<u>ICS Workforce Transformation</u>	19
<u>Medicines Management &amp; Optimisation</u>	20
<u>Mental Health &amp; Learning Disabilities</u>	21
<u>Nursing &amp; Quality</u>	22
<u>Other</u>	23
<u>Planned &amp; Specialist Care</u>	24
<u>Primary Care Support</u>	25
<u>Safeguarding</u>	26
<u>Strategy, Planning &amp; Programme Management</u>	27

This directorate report for NHS Bedfordshire, Luton and Milton Keynes ICB contains results by breakdown for People Promise element and theme results from the 2022 NHS Staff Survey. These results are compared to the unweighted average for your organisation.

**Please note:** It is possible that there are differences between the ‘Your org’ scores reported in this directorate report and those in the benchmark report. This is because the results in the benchmark report are weighted to allow for fair comparisons between organisations of a similar type. However, in this report comparisons are made within your organisation so the unweighted organisation result is a more appropriate point of comparison.

The breakdowns used in this report were provided and defined by NHS Bedfordshire, Luton and Milton Keynes ICB. Details of how the People Promise element and theme scores were calculated are included in the Technical Document, available to download from our results website.

## Key features

Breakdown type and **breakdown name** are specified in the header.

Breakdown results are presented in the context of the (unweighted) **organisation average ('Your org')**, so it is easy to tell if a directorate is performing better or worse than the organisation average. For all People Promise element and theme results, a higher score is a better result than a lower score

The **number of responses** feeding into each measures and sub-scores for the **given breakdown** is specified below the table containing the directorate and trust scores.

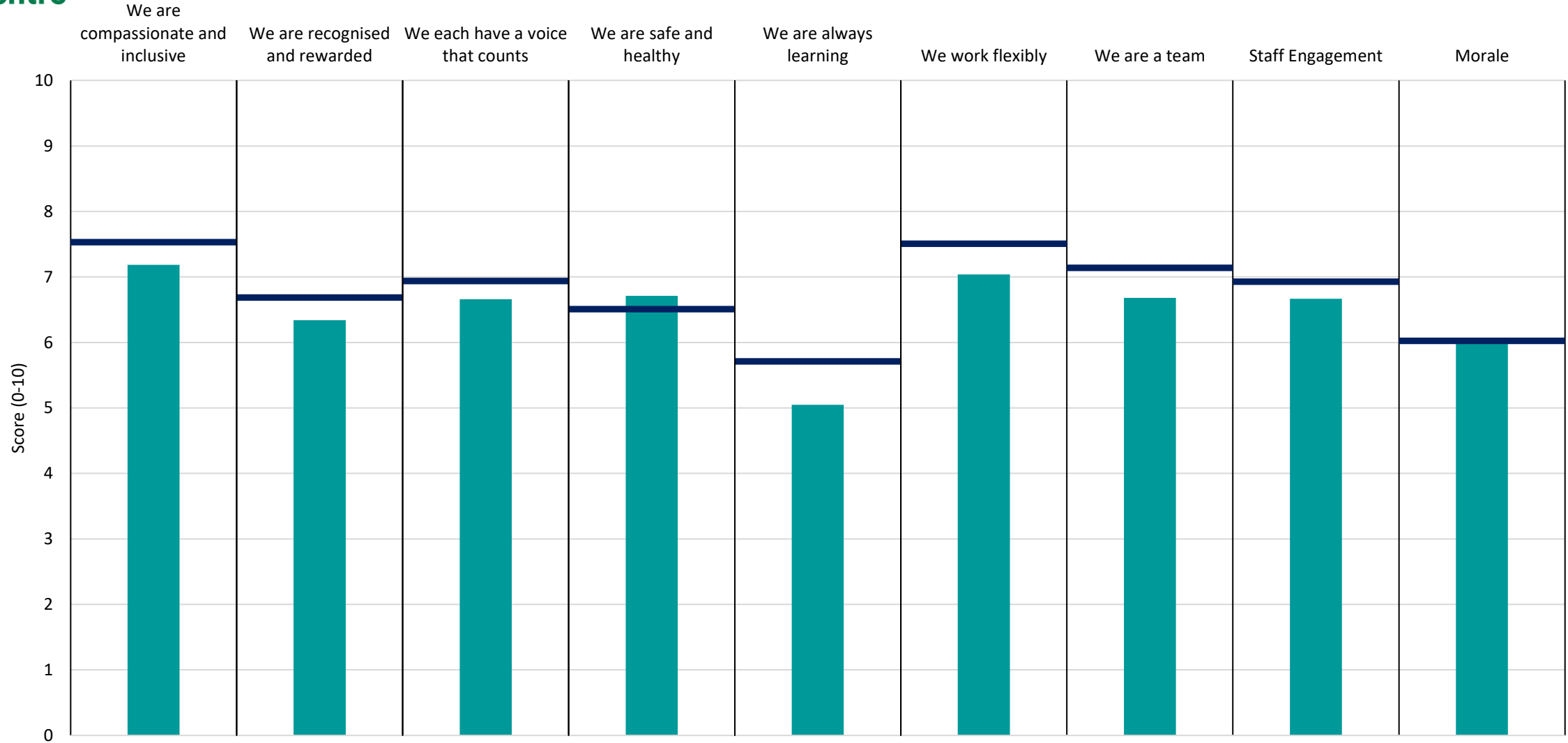


**! Note:** when there are less than 11 responses in a group, results are suppressed to protect staff confidentiality, for some organisations this could mean that all breakdown results are suppressed.

# Breakdowns 1

NHS Bedfordshire, Luton and Milton Keynes ICB  
2022 NHS Staff Survey



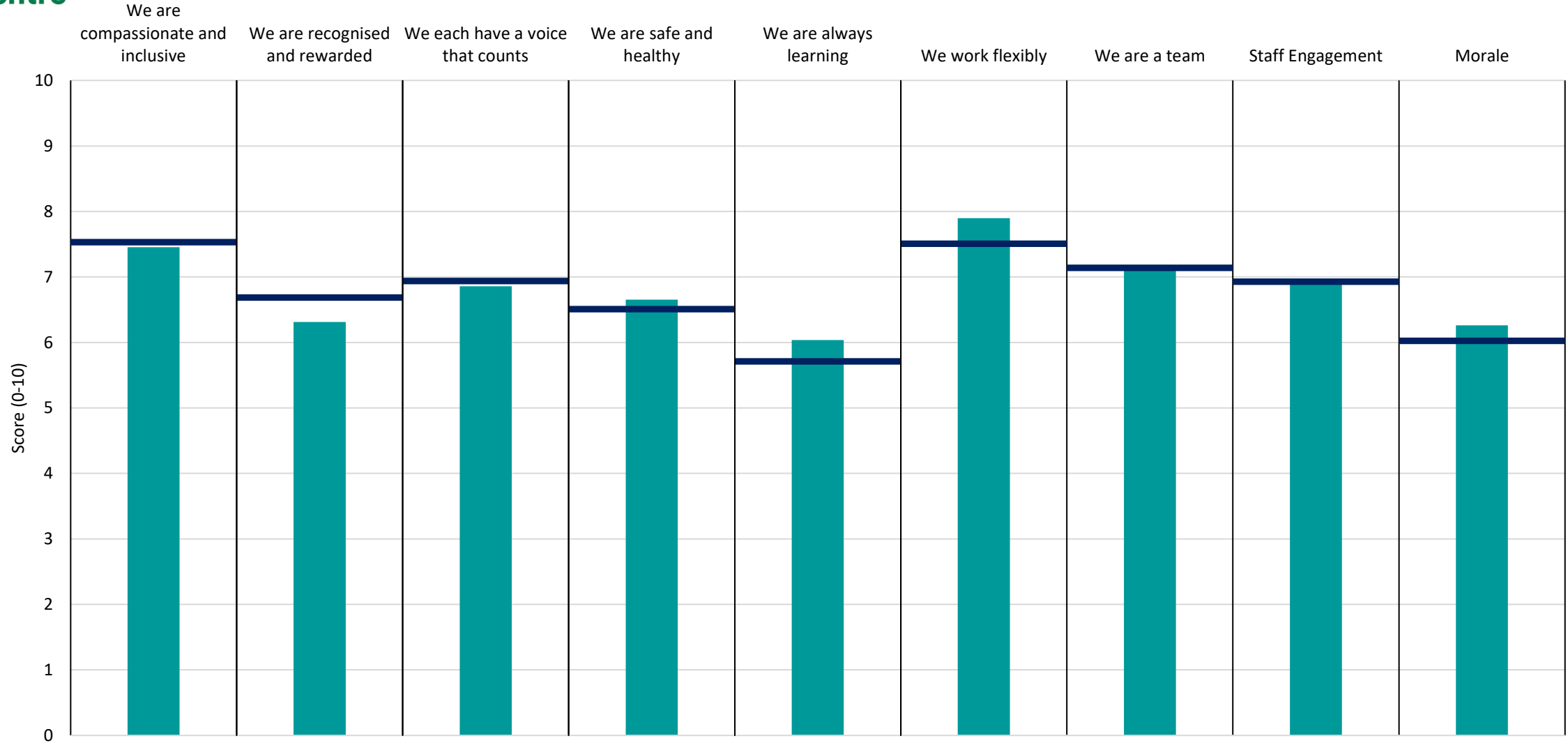


Breakdown	7.2	6.3	6.7	6.7	5.0	7.0	6.7	6.7	6.1
Your org	7.5	6.7	6.9	6.5	5.7	7.5	7.1	6.9	6.0
Responses	28	28	28	28	27	28	28	28	28

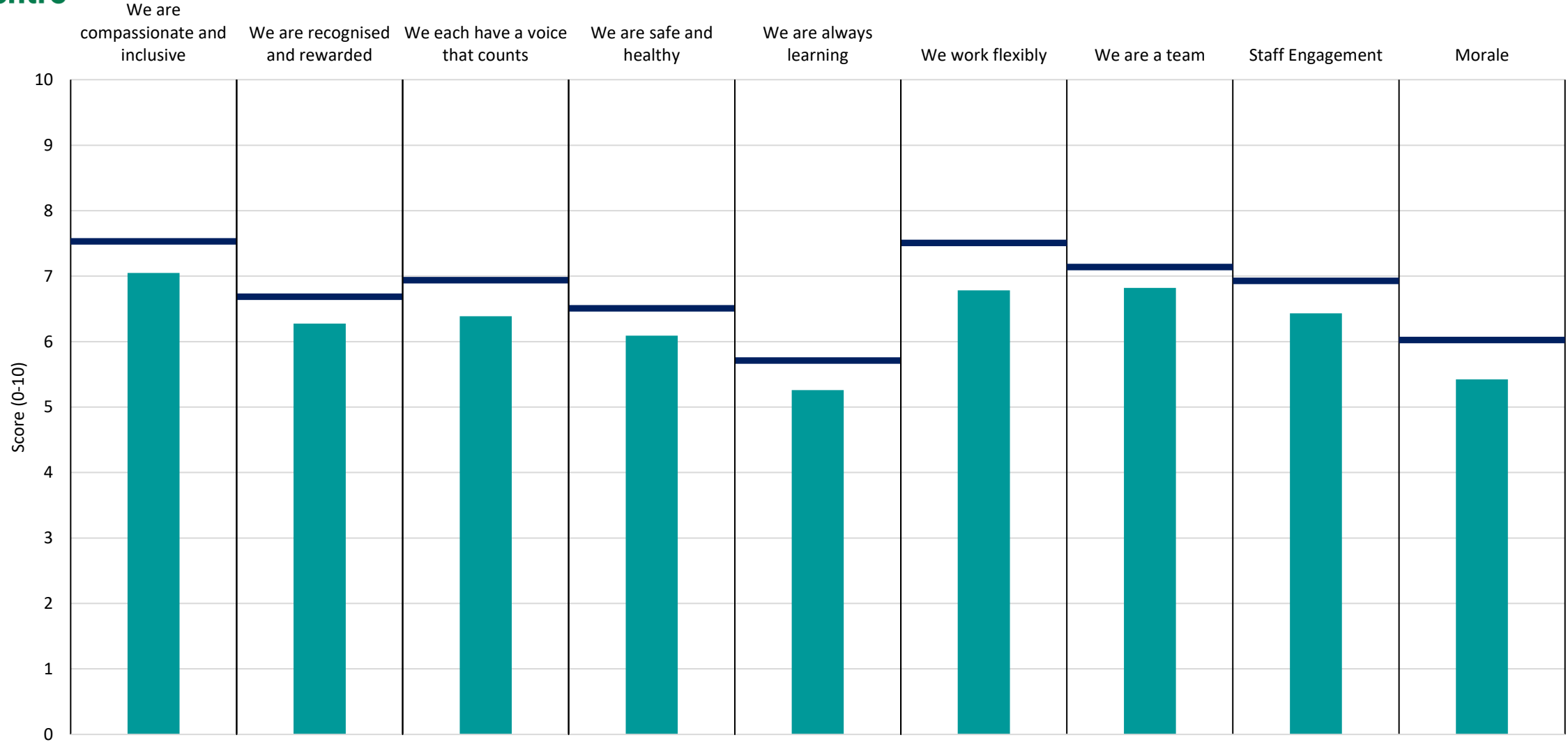




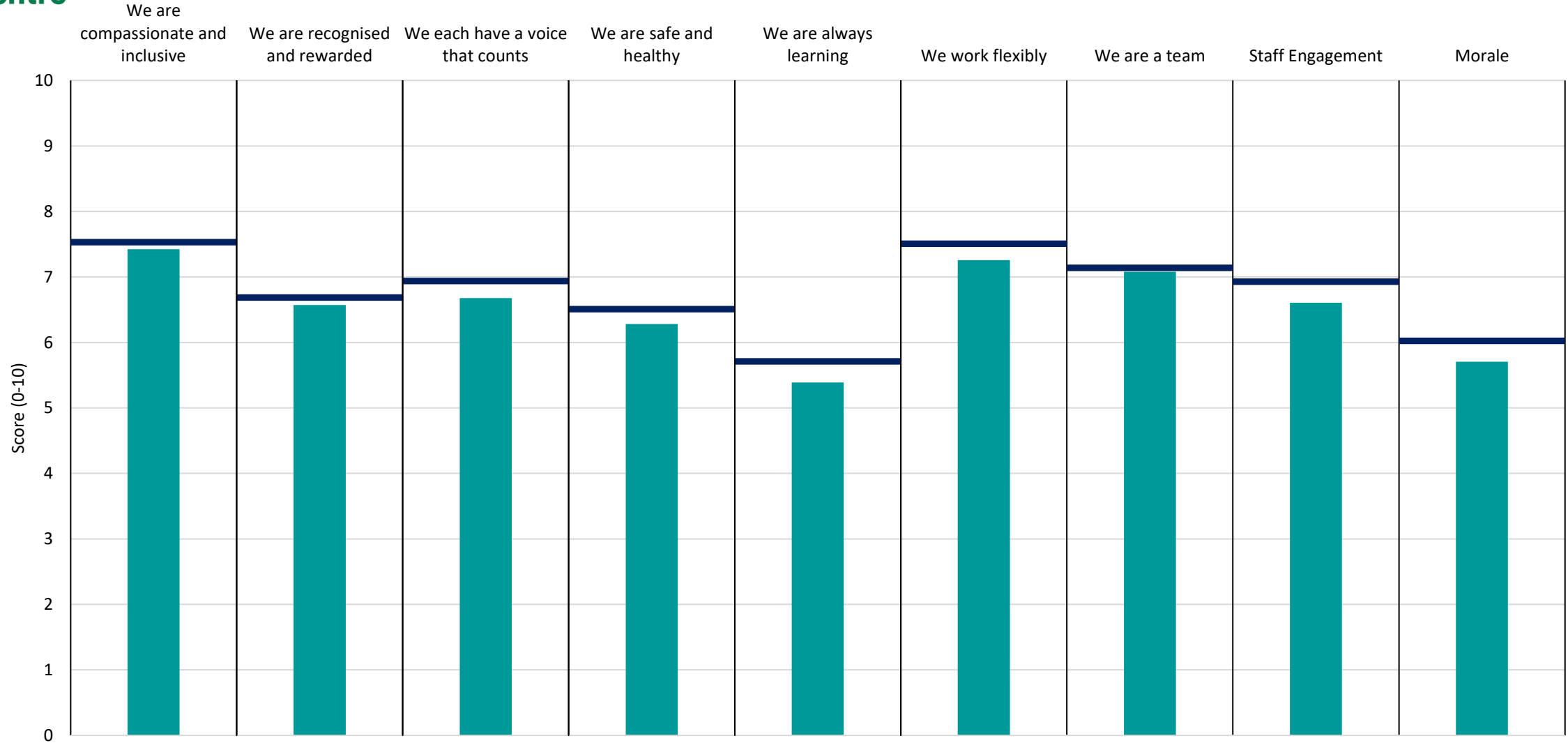




Breakdown	7.5	6.3	6.9	6.7	6.0	7.9	7.1	6.9	6.3
Your org	7.5	6.7	6.9	6.5	5.7	7.5	7.1	6.9	6.0
Responses	70	70	69	70	69	70	70	70	70



Breakdown	7.0	6.3	6.4	6.1	5.3	6.8	6.8	6.4	5.4
Your org	7.5	6.7	6.9	6.5	5.7	7.5	7.1	6.9	6.0
Responses	28	29	27	28	29	29	29	29	29



Breakdown	7.4	6.6	6.7	6.3	5.4	7.3	7.1	6.6	5.7
Your org	7.5	6.7	6.9	6.5	5.7	7.5	7.1	6.9	6.0
Responses	121	120	120	120	121	120	121	121	120

# Breakdowns 2

NHS Bedfordshire, Luton and Milton Keynes ICB

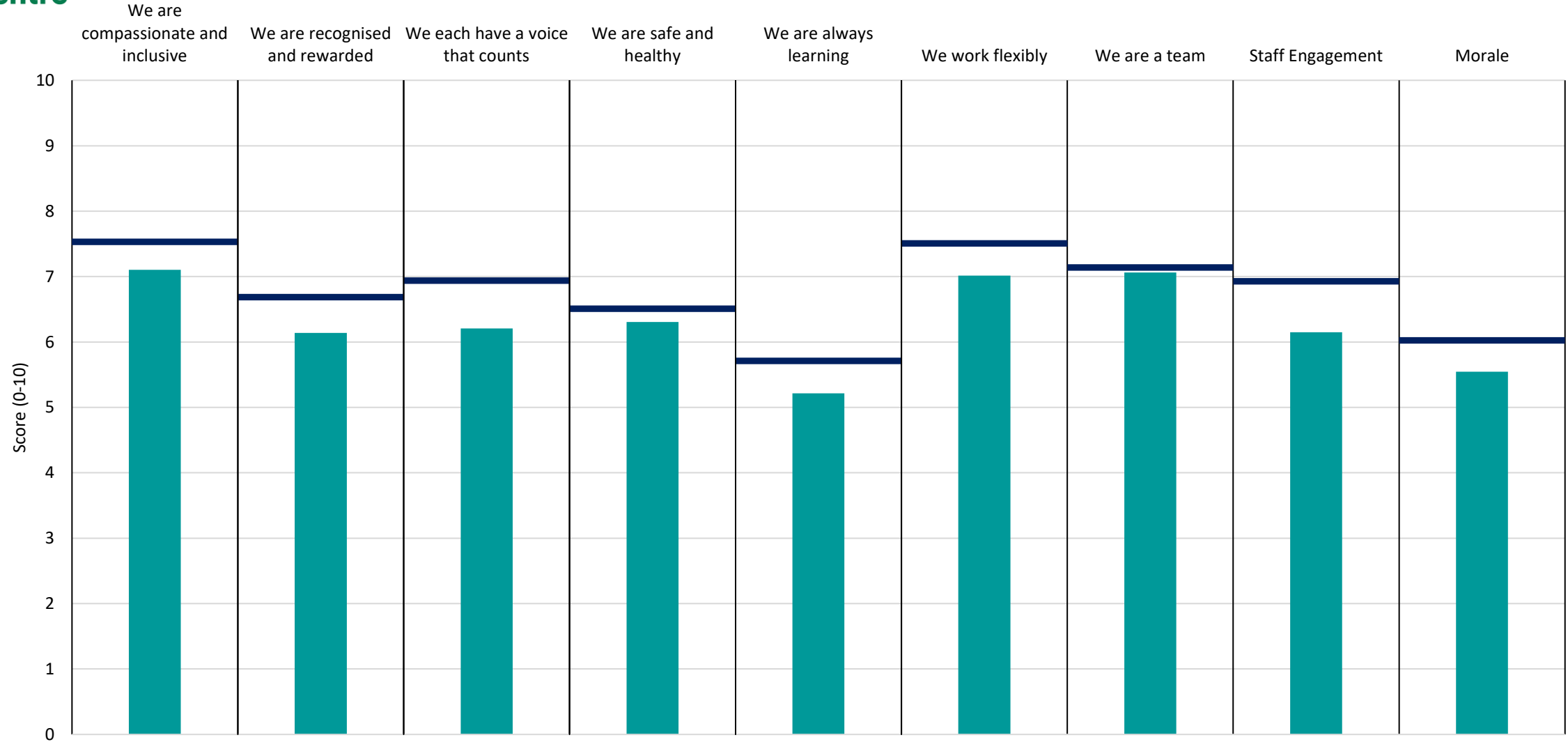
2022 NHS Staff Survey



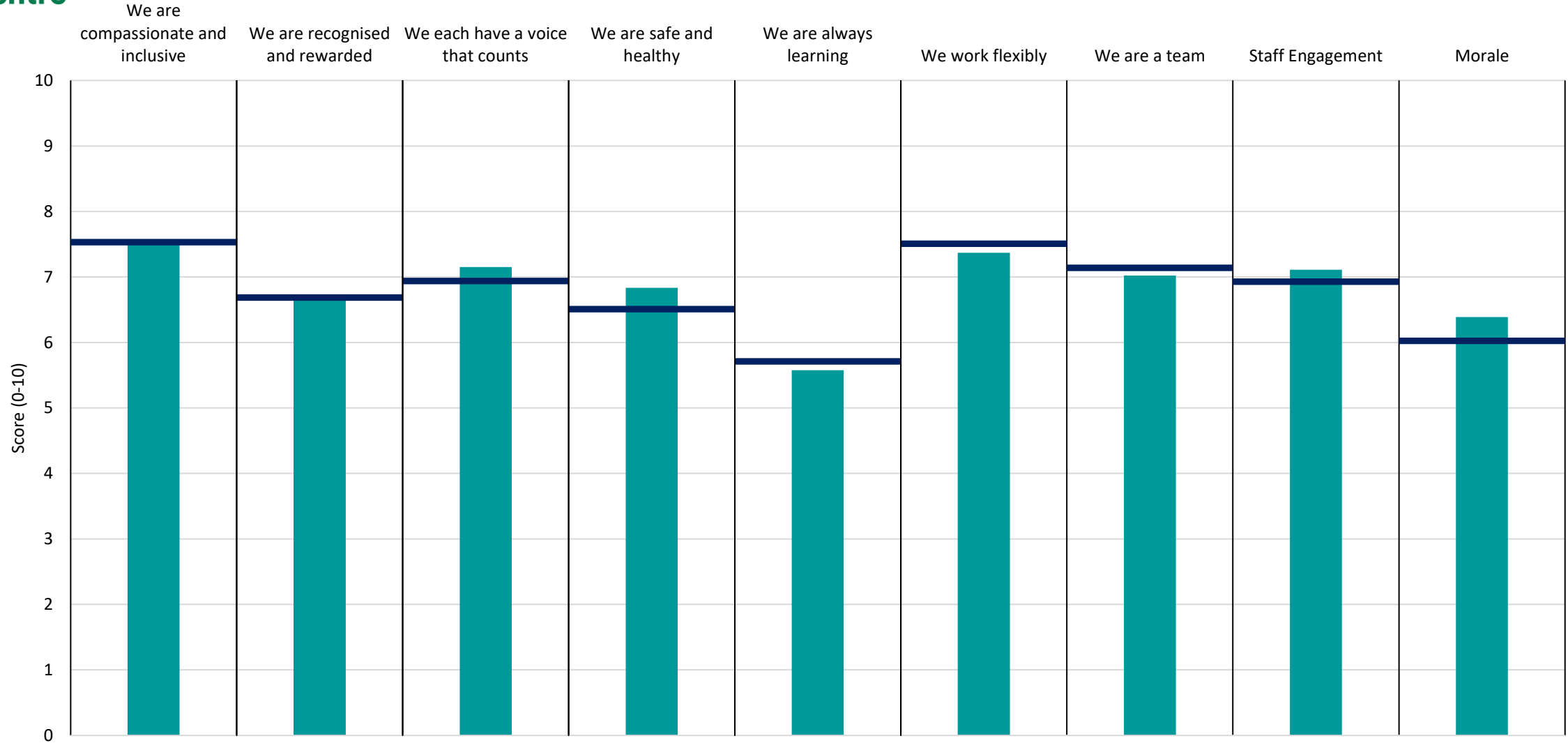








Breakdown	7.1	6.1	6.2	6.3	5.2	7.0	7.1	6.1	5.5
Your org	7.5	6.7	6.9	6.5	5.7	7.5	7.1	6.9	6.0
Responses	19	18	18	18	19	18	19	19	18



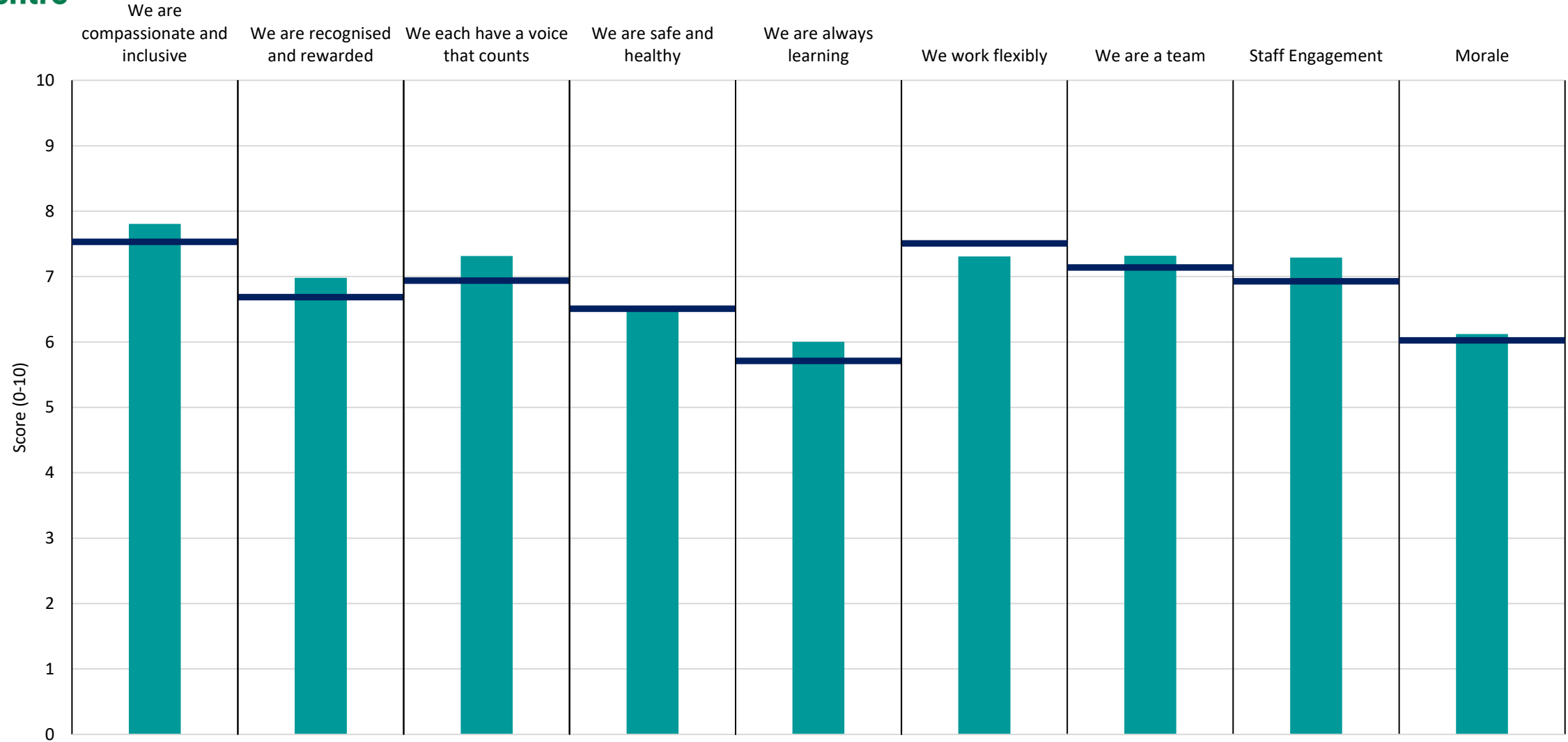
Breakdown	7.5	6.7	7.2	6.8	5.6	7.4	7.0	7.1	6.4
Your org	7.5	6.7	6.9	6.5	5.7	7.5	7.1	6.9	6.0
Responses	35	35	35	35	34	35	35	35	35











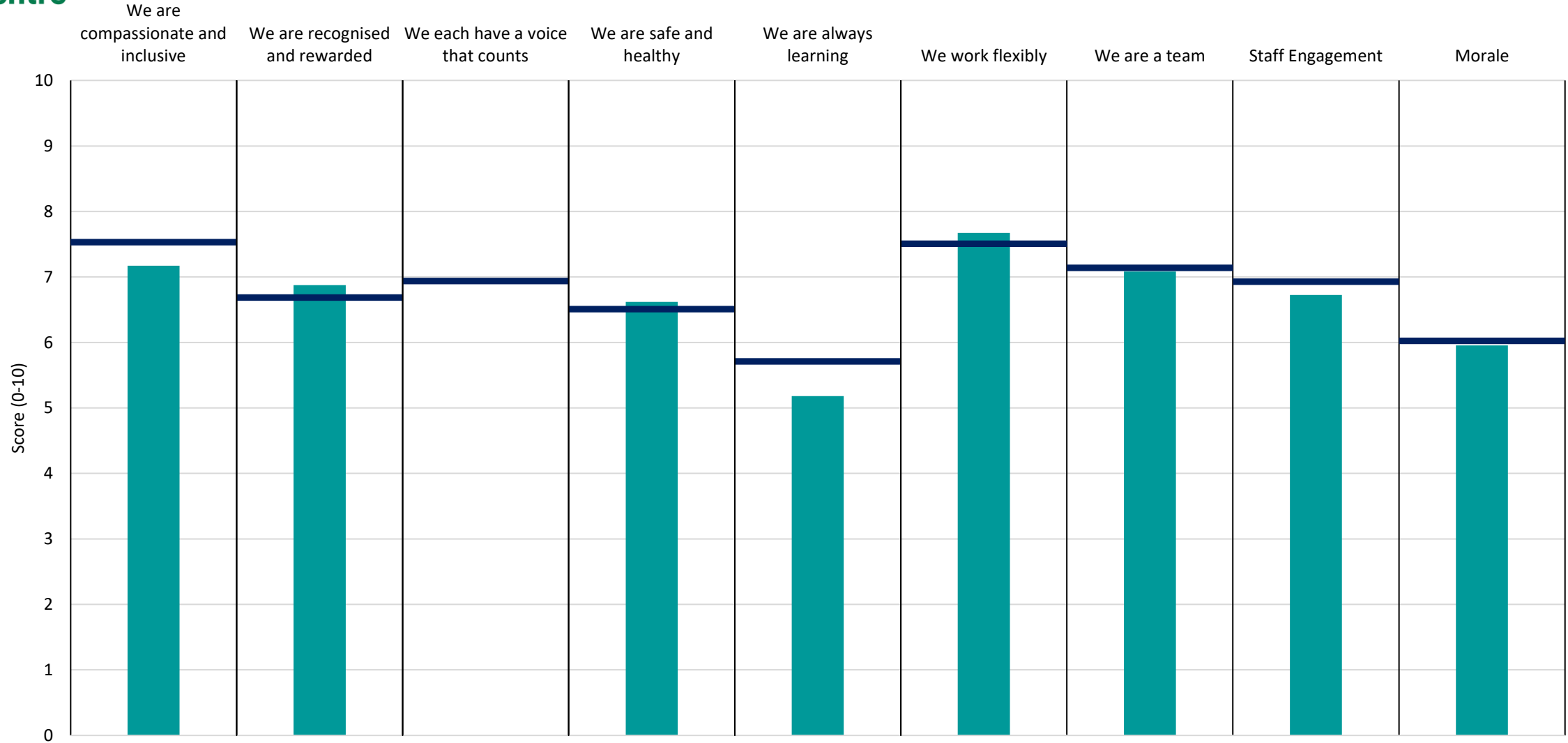
Breakdown	7.8	7.0	7.3	6.5	6.0	7.3	7.3	7.3	6.1
Your org	7.5	6.7	6.9	6.5	5.7	7.5	7.1	6.9	6.0
Responses	52	52	50	52	50	52	52	52	52











Breakdown	7.2	6.9	-	6.6	5.2	7.7	7.1	6.7	6.0
Your org	7.5	6.7	6.9	6.5	5.7	7.5	7.1	6.9	6.0
Responses	11	12	-	11	12	12	12	12	12