



NHS Mid and South Essex ICB

2022 NHS Staff Survey

Breakdown report

Introduction	4
People Promise element and Theme results – Breakdowns 1	5
<u>Alliance</u>	<u>6</u>
<u>Clinical and Professional Leadership</u>	<u>7</u>
<u>Nursing & Quality</u>	<u>8</u>
<u>Oversight, Assurance and Delivery</u>	<u>9</u>
<u>People</u>	<u>10</u>
<u>Strategy and Partnerships / Governance and Corporate Services</u>	<u>11</u>
<u>System Resources</u>	<u>12</u>

<u>All Age Continuing Care</u>	14
<u>Communications and Engagement</u>	15
<u>Digital and Technology</u>	16
<u>Finance</u>	17
<u>Medicines Optimisation</u>	18
<u>Other</u>	19
<u>Pathway Development</u>	20
<u>Patient Experience</u>	21
<u>Patient Safety</u>	22
<u>Purchasing of Health Care</u>	23
<u>Workforce</u>	24

This directorate report for NHS Mid and South Essex ICB contains results by breakdown for People Promise element and theme results from the 2022 NHS Staff Survey. These results are compared to the unweighted average for your organisation.

Please note: It is possible that there are differences between the ‘Your org’ scores reported in this directorate report and those in the benchmark report. This is because the results in the benchmark report are weighted to allow for fair comparisons between organisations of a similar type. However, in this report comparisons are made within your organisation so the unweighted organisation result is a more appropriate point of comparison.

The breakdowns used in this report were provided and defined by NHS Mid and South Essex ICB. Details of how the People Promise element and theme scores were calculated are included in the Technical Document, available to download from our results website.

Key features

Breakdown type and **breakdown name** are specified in the header.

Breakdown results are presented in the context of the (unweighted) **organisation average ('Your org')**, so it is easy to tell if a directorate is performing better or worse than the organisation average. For all People Promise element and theme results, a higher score is a better result than a lower score

The **number of responses** feeding into each measures and sub-scores for the **given breakdown** is specified below the table containing the directorate and trust scores.

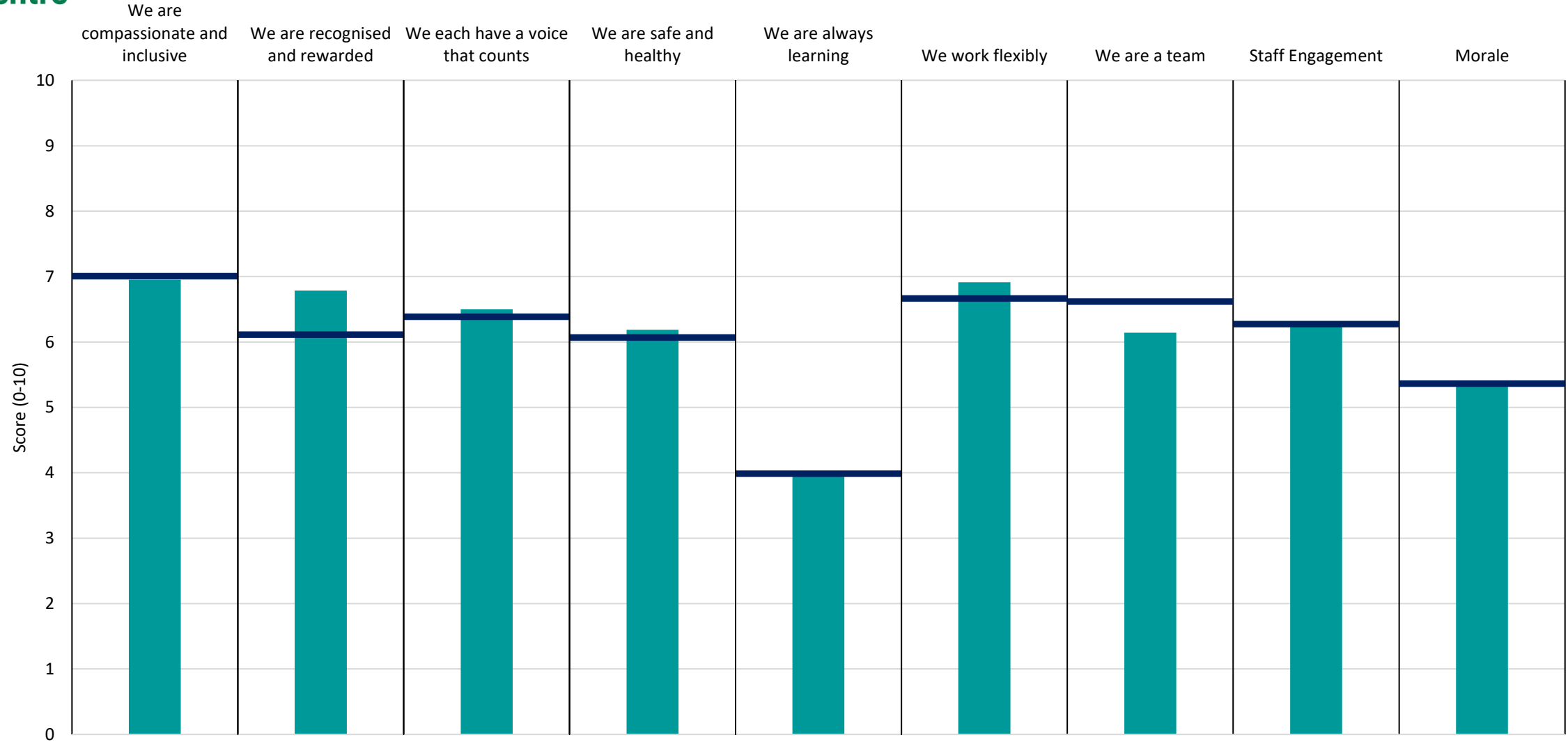


! Note: when there are less than 11 responses in a group, results are suppressed to protect staff confidentiality, for some organisations this could mean that all breakdown results are suppressed.

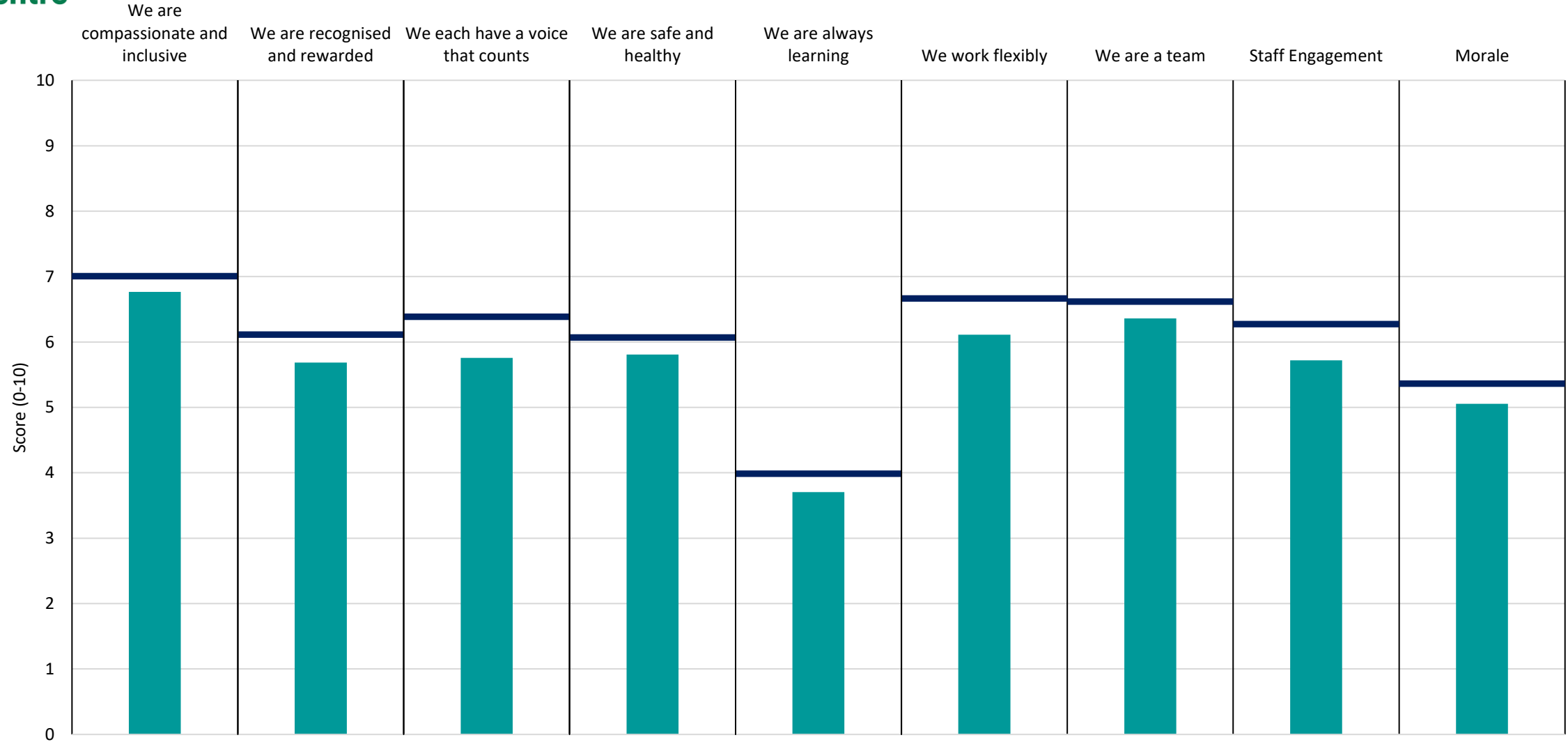
Breakdowns 1

NHS Mid and South Essex ICB

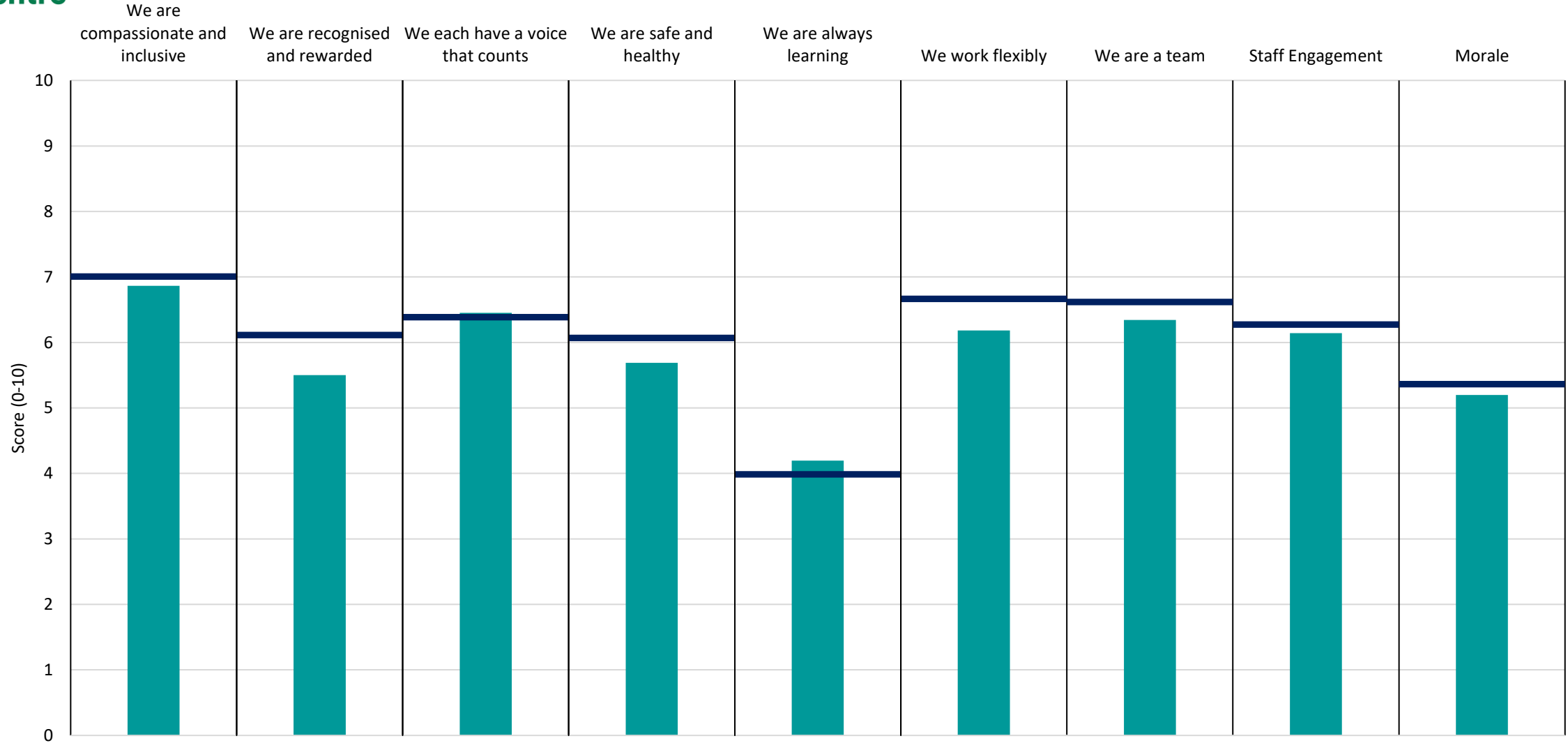
2022 NHS Staff Survey



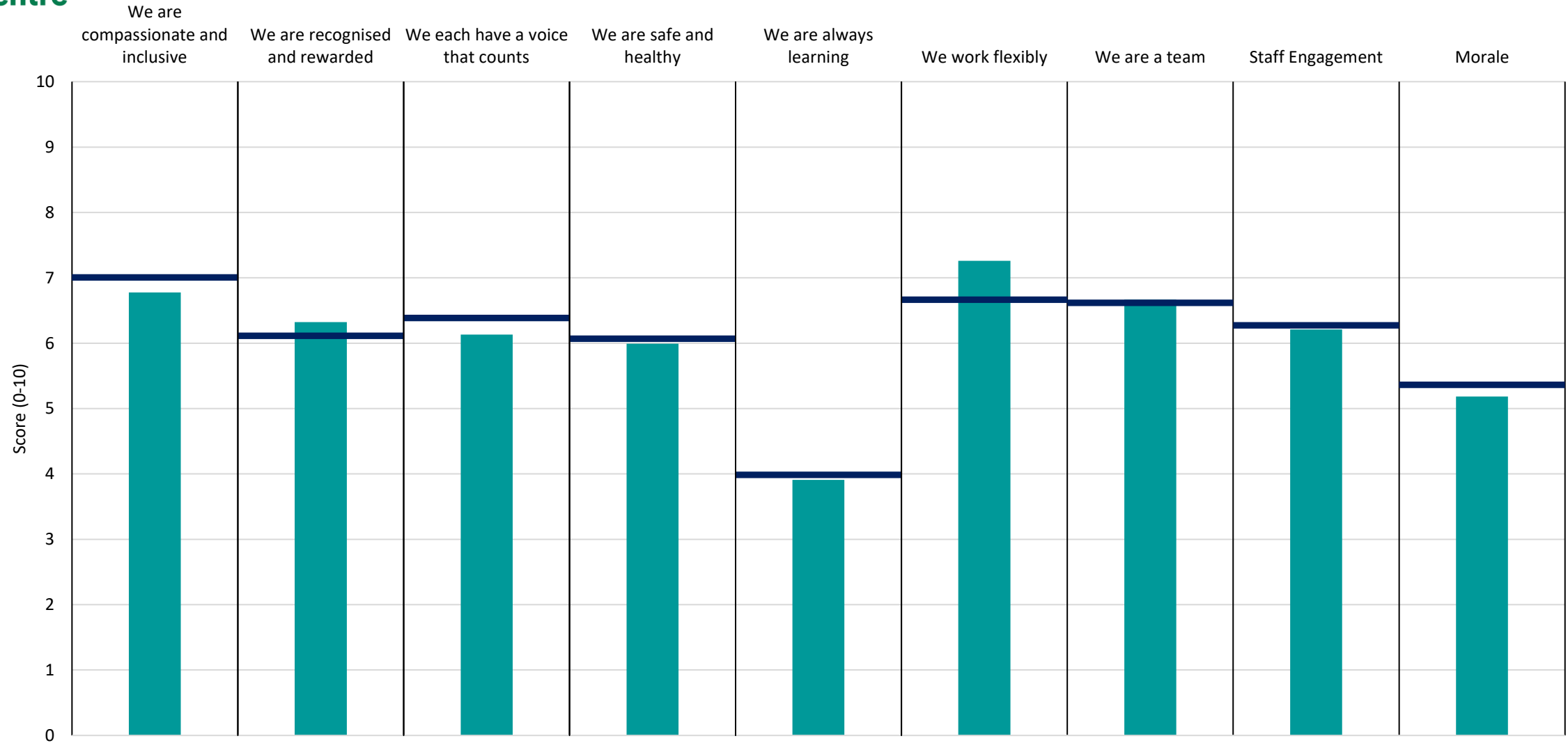
Breakdown	6.9	6.8	6.5	6.2	3.9	6.9	6.1	6.3	5.3
Your org	7.0	6.1	6.4	6.1	4.0	6.7	6.6	6.3	5.4
Responses	27	27	27	27	26	27	27	27	27



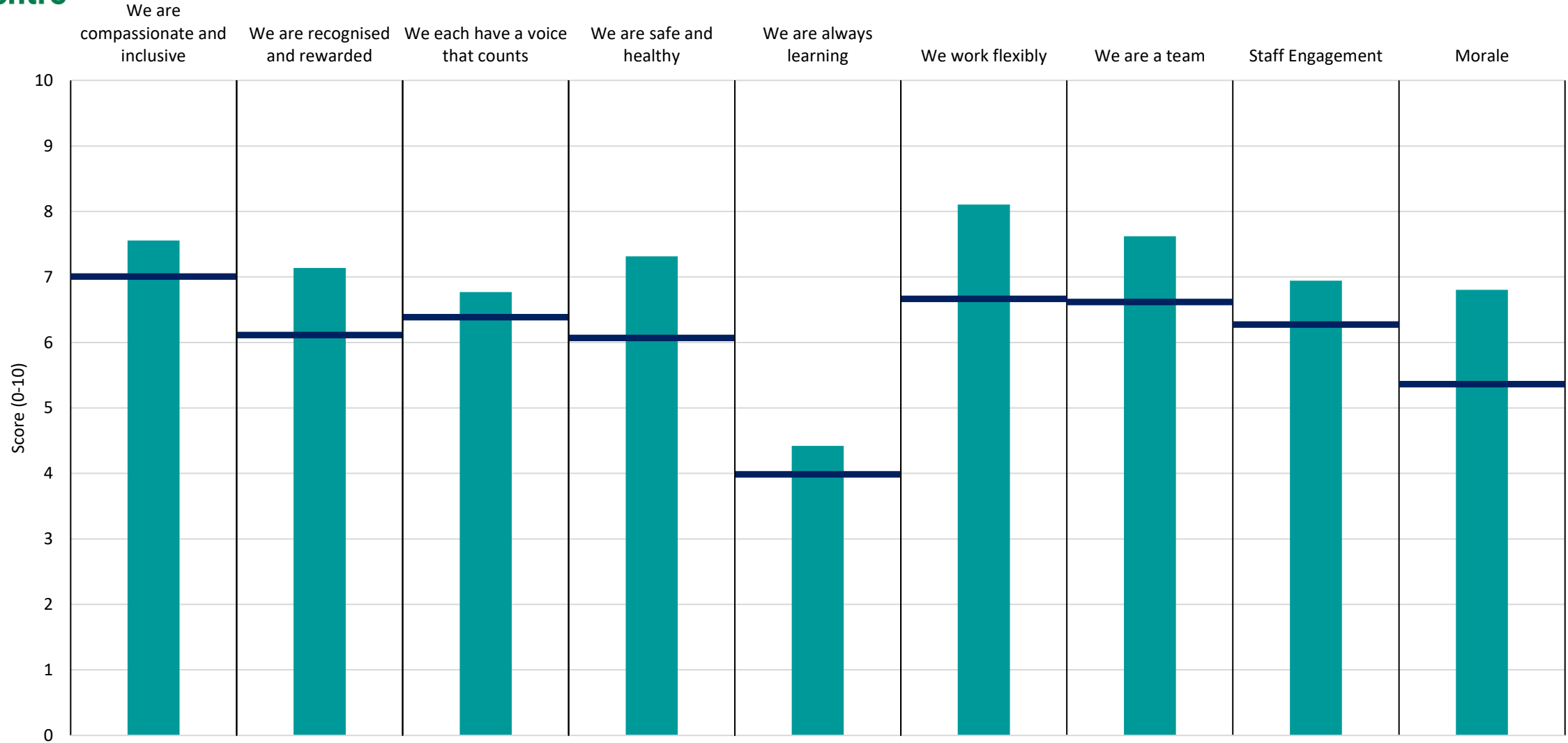
Breakdown	6.8	5.7	5.8	5.8	3.7	6.1	6.4	5.7	5.1
Your org	7.0	6.1	6.4	6.1	4.0	6.7	6.6	6.3	5.4
Responses	27	27	27	27	26	27	27	27	27



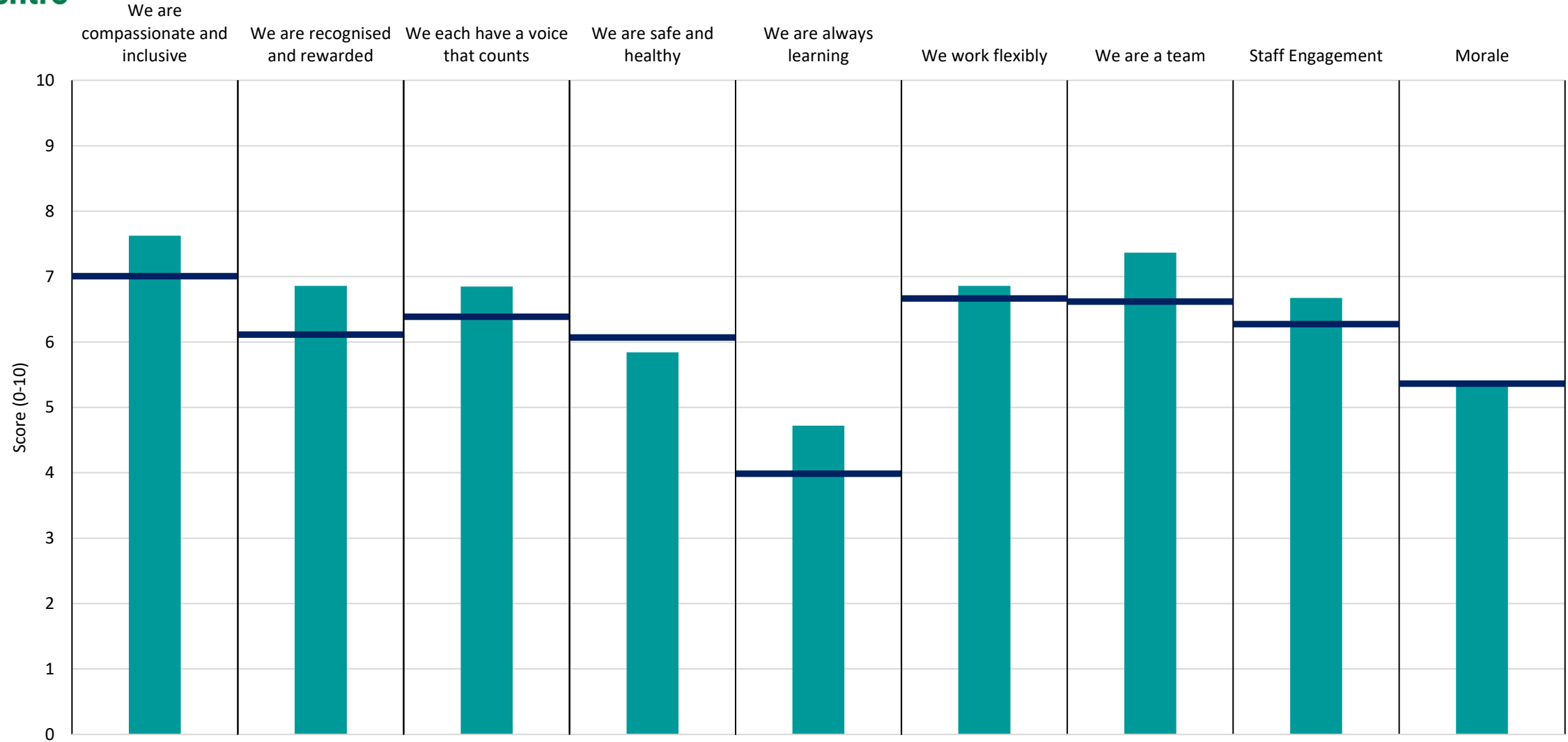
Breakdown	6.9	5.5	6.5	5.7	4.2	6.2	6.3	6.1	5.2
Your org	7.0	6.1	6.4	6.1	4.0	6.7	6.6	6.3	5.4
Responses	85	85	84	85	80	85	85	85	85



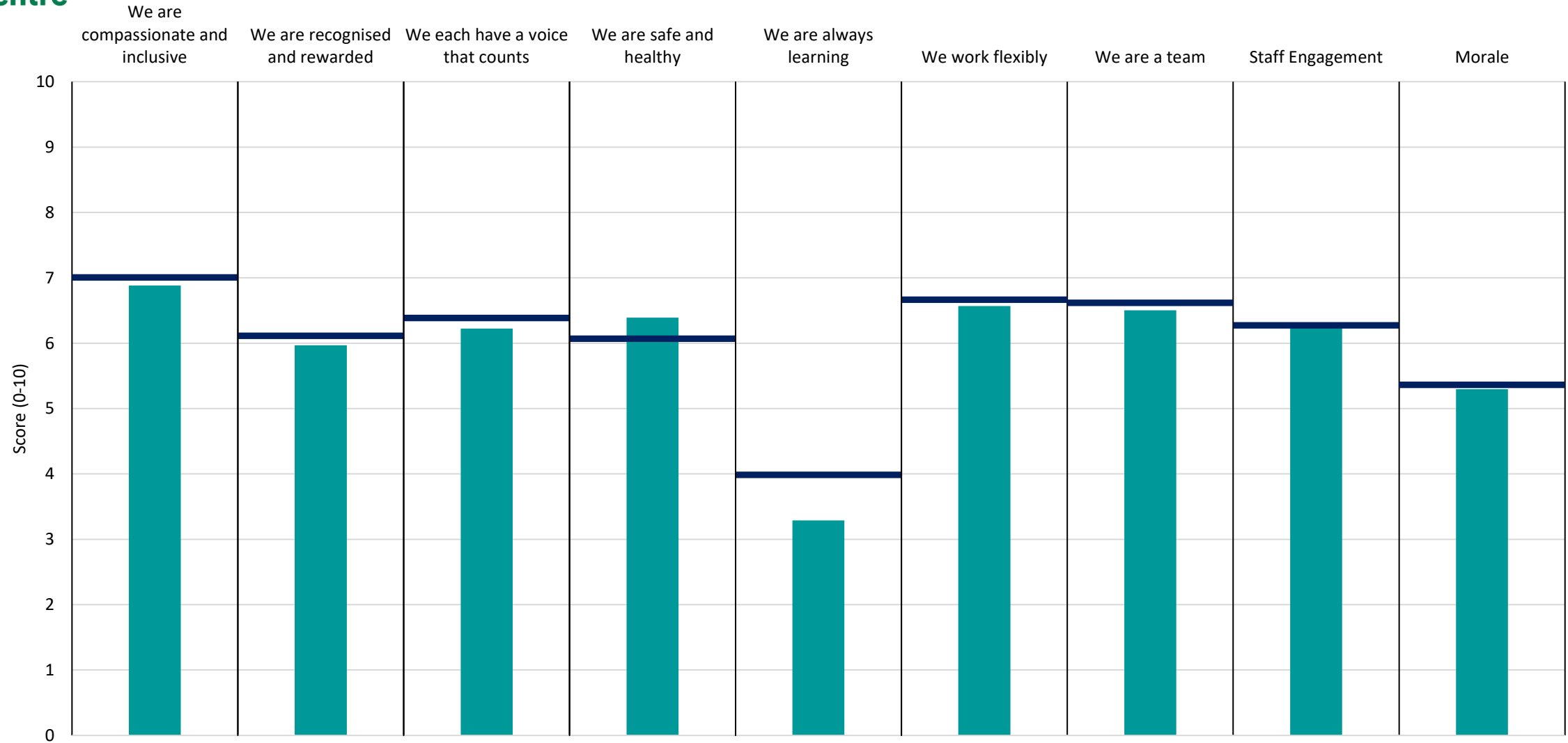
Breakdown	6.8	6.3	6.1	6.0	3.9	7.3	6.7	6.2	5.2
Your org	7.0	6.1	6.4	6.1	4.0	6.7	6.6	6.3	5.4
Responses	28	28	28	28	27	28	28	28	28



Breakdown	7.6	7.1	6.8	7.3	4.4	8.1	7.6	6.9	6.8
Your org	7.0	6.1	6.4	6.1	4.0	6.7	6.6	6.3	5.4
Responses	22	22	22	22	21	22	22	22	22



Breakdown	7.6	6.9	6.8	5.8	4.7	6.9	7.4	6.7	5.4
Your org	7.0	6.1	6.4	6.1	4.0	6.7	6.6	6.3	5.4
Responses	35	35	35	35	32	35	35	35	35

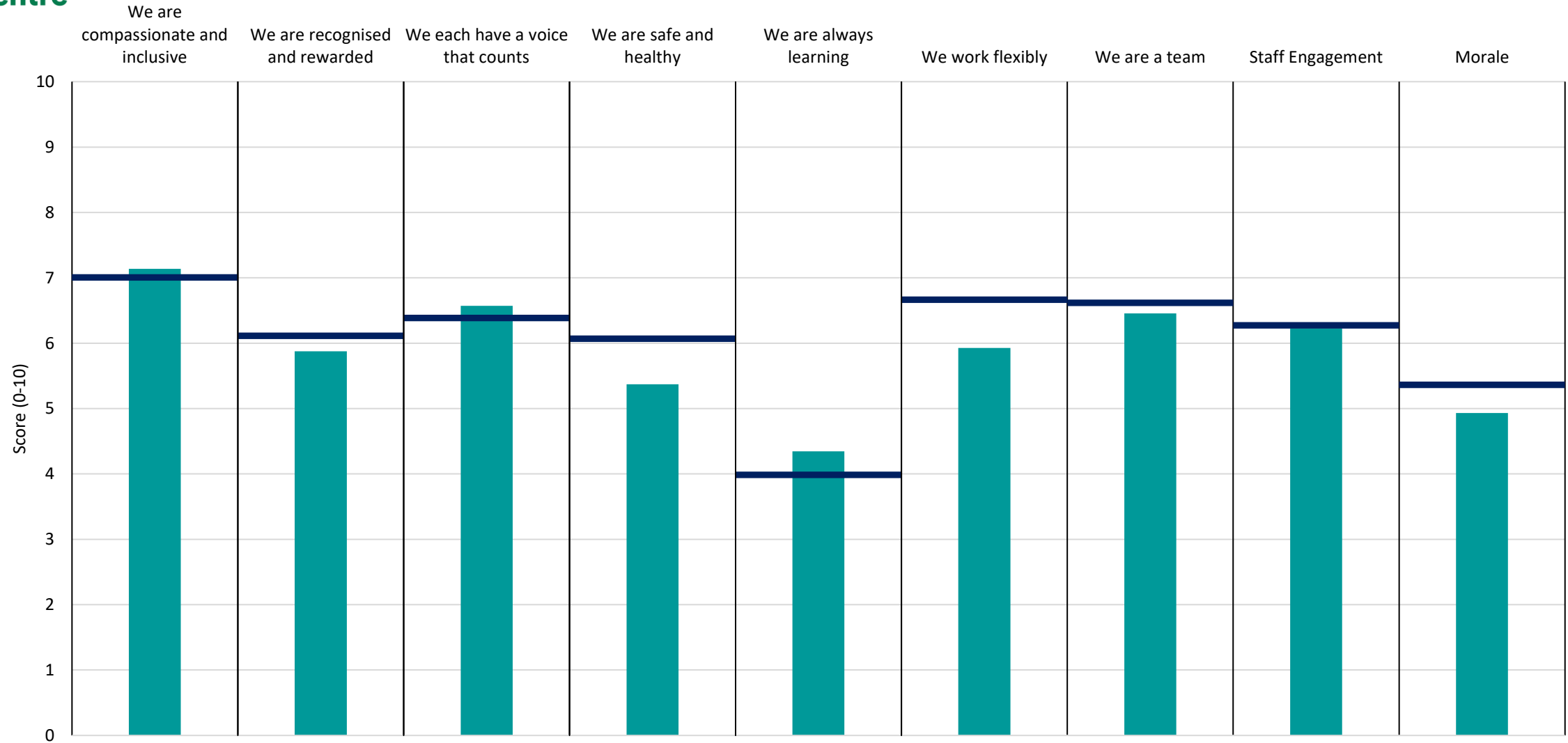


Breakdown	6.9	6.0	6.2	6.4	3.3	6.6	6.5	6.2	5.3
Your org	7.0	6.1	6.4	6.1	4.0	6.7	6.6	6.3	5.4
Responses	60	60	60	60	56	60	60	60	60

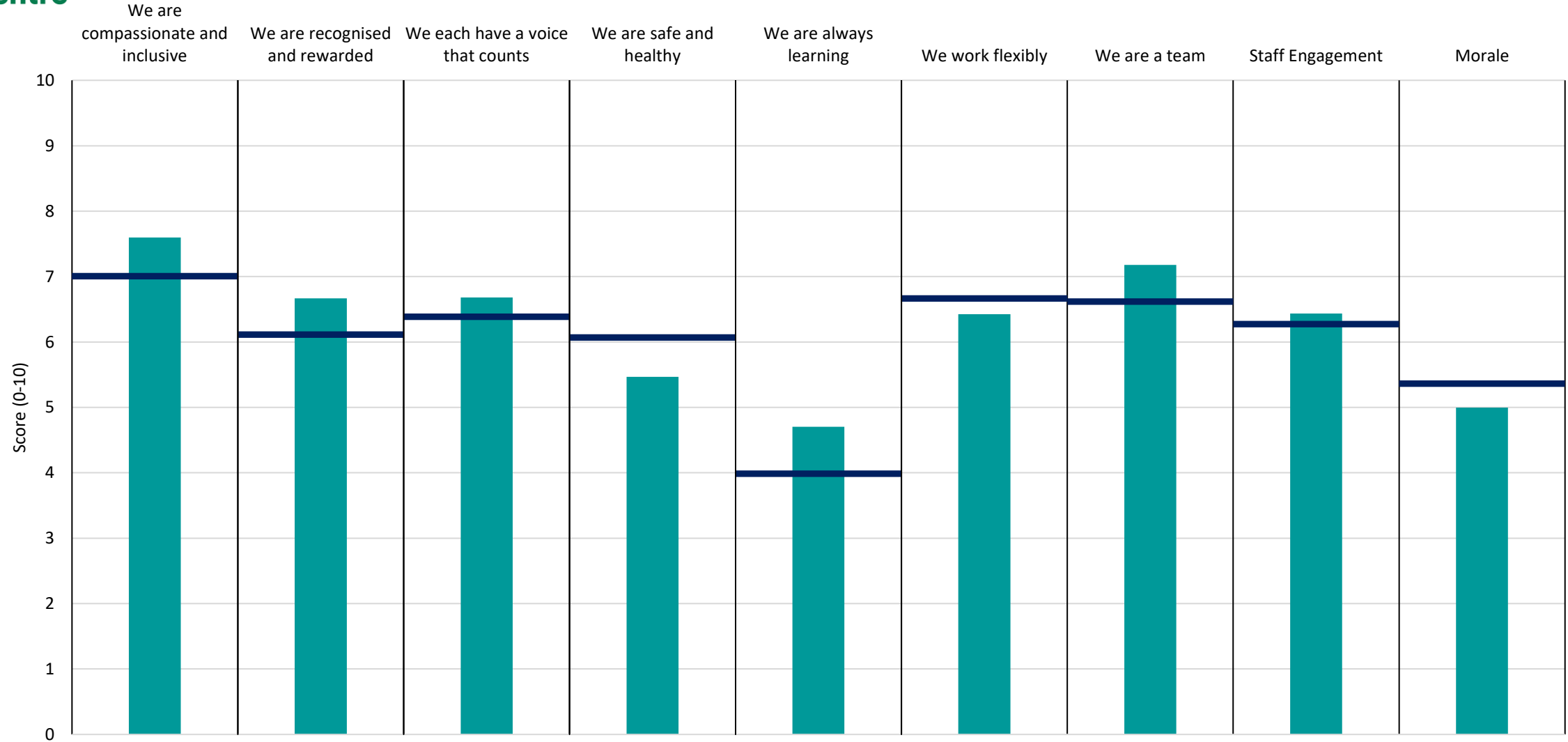
Breakdowns 2

NHS Mid and South Essex ICB

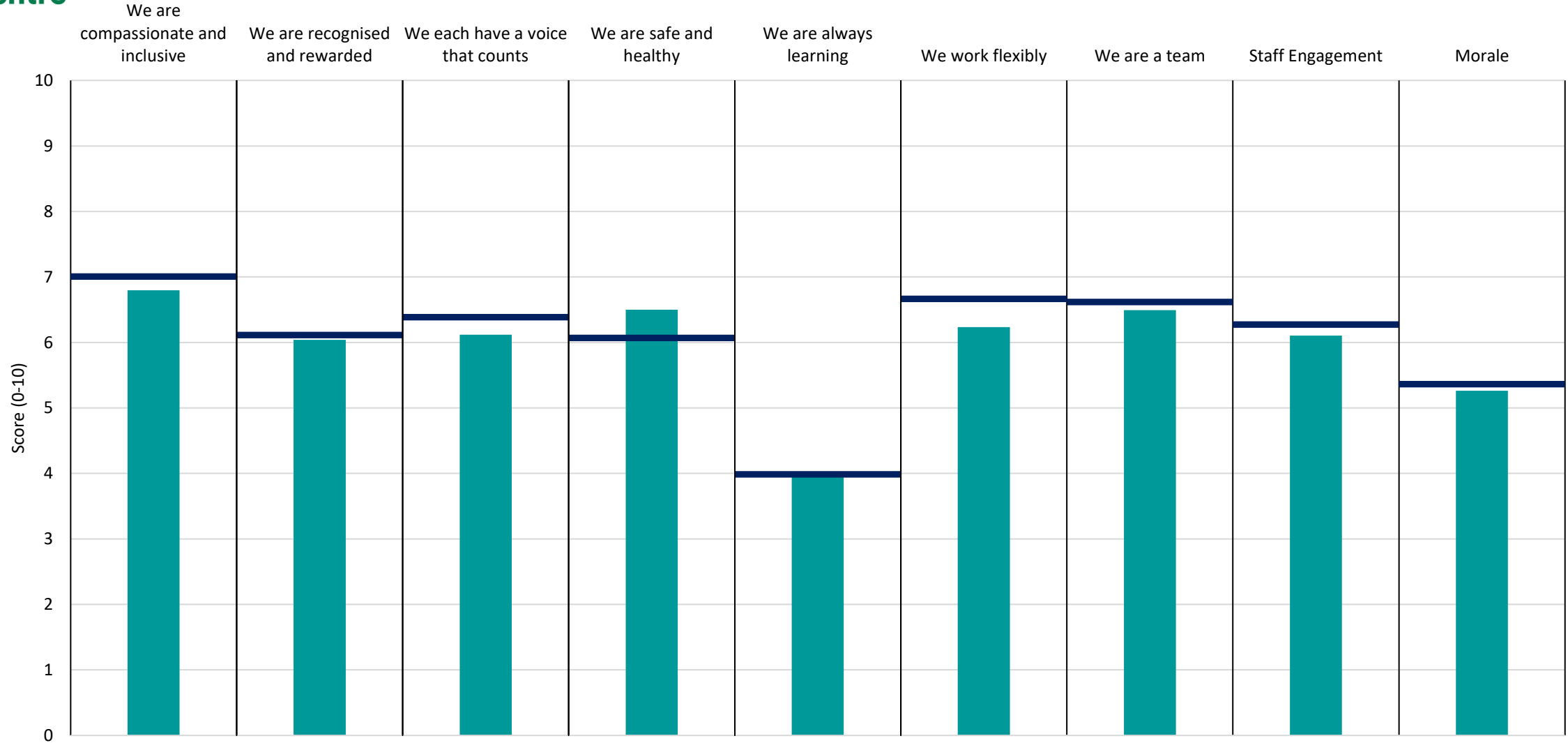
2022 NHS Staff Survey



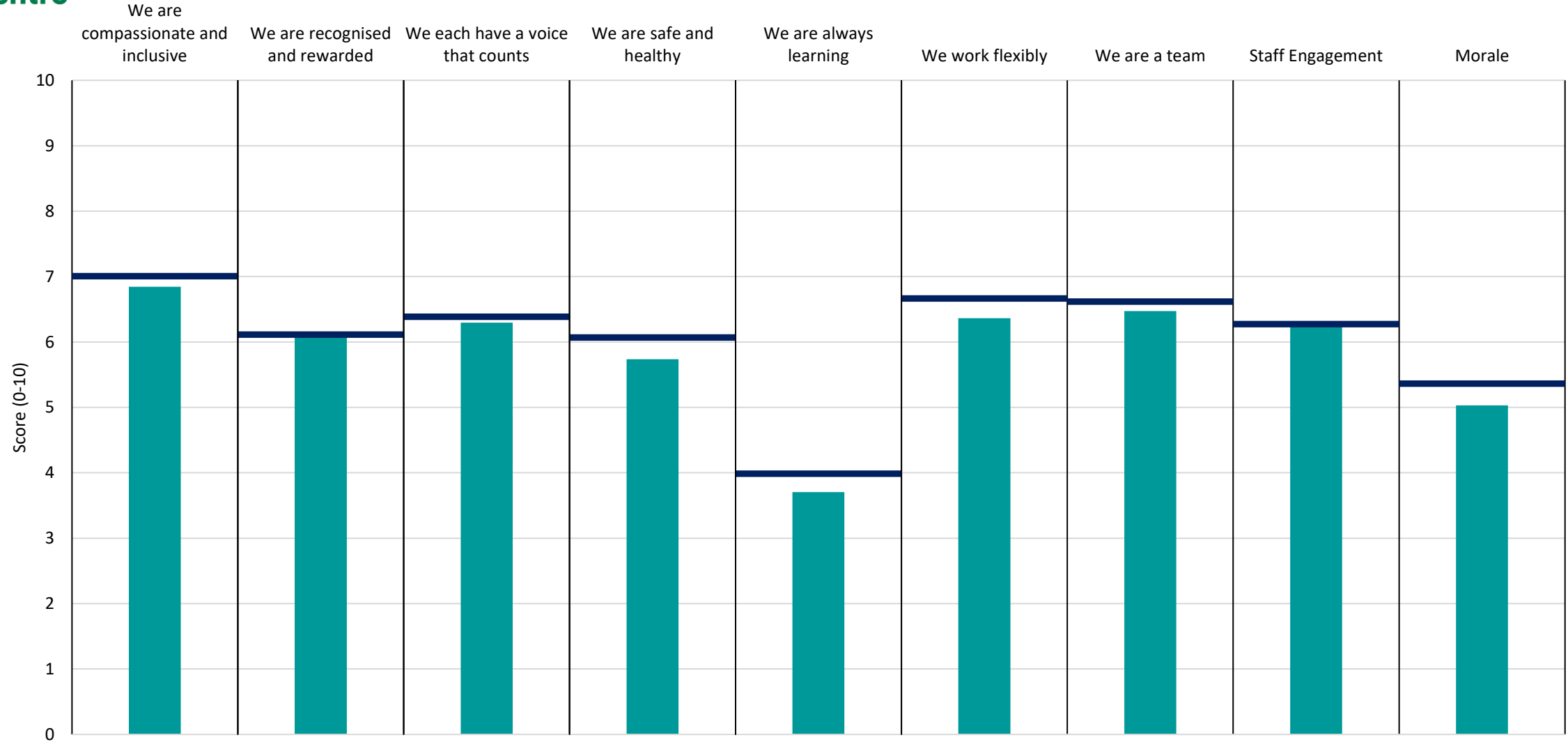
Breakdown	7.1	5.9	6.6	5.4	4.3	5.9	6.5	6.2	4.9
Your org	7.0	6.1	6.4	6.1	4.0	6.7	6.6	6.3	5.4
Responses	44	44	44	44	41	44	44	44	44



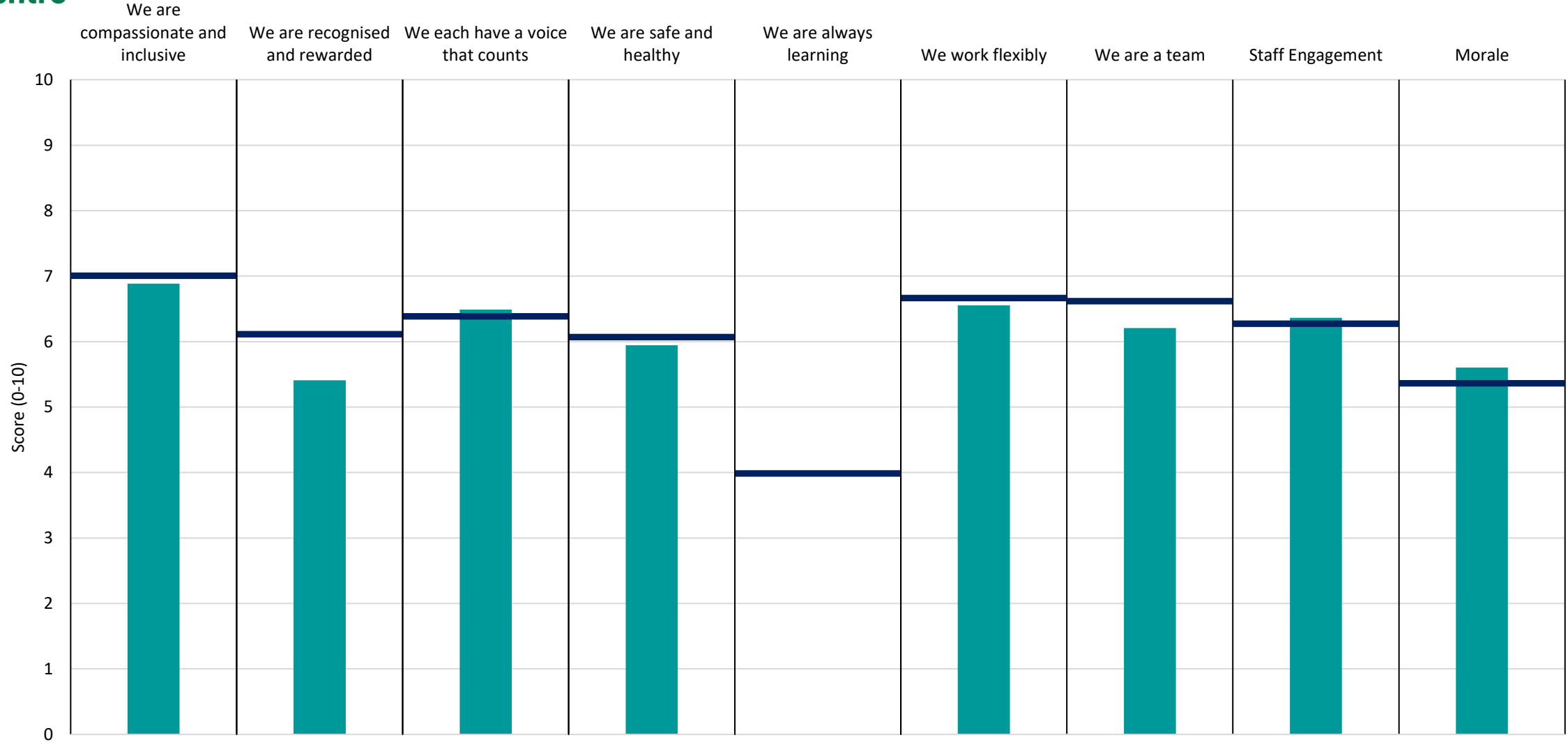
Breakdown	7.6	6.7	6.7	5.5	4.7	6.4	7.2	6.4	5.0
Your org	7.0	6.1	6.4	6.1	4.0	6.7	6.6	6.3	5.4
Responses	12	12	12	12	11	12	12	12	12



Breakdown	6.8	6.0	6.1	6.5	4.0	6.2	6.5	6.1	5.3
Your org	7.0	6.1	6.4	6.1	4.0	6.7	6.6	6.3	5.4
Responses	25	25	25	25	23	25	25	25	25

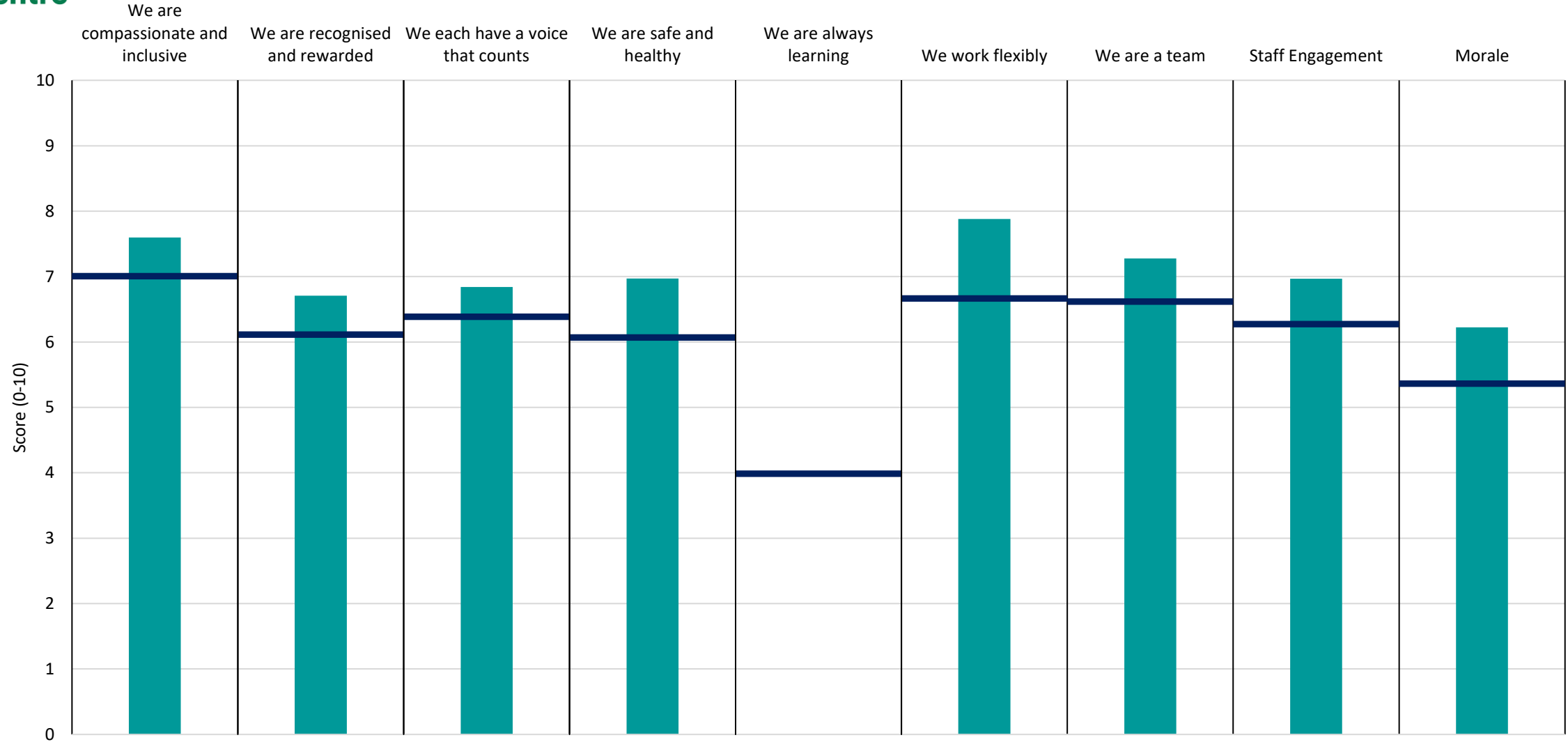


Breakdown	6.8	6.1	6.3	5.7	3.7	6.4	6.5	6.3	5.0
Your org	7.0	6.1	6.4	6.1	4.0	6.7	6.6	6.3	5.4
Responses	40	40	40	40	38	40	40	40	40



Breakdown	6.9	5.4	6.5	5.9	-	6.6	6.2	6.4	5.6
Your org	7.0	6.1	6.4	6.1	4.0	6.7	6.6	6.3	5.4
Responses	11	11	11	11	-	11	11	11	11

Purchasing of Health Care



Breakdown	7.6	6.7	6.8	7.0	-	7.9	7.3	7.0	6.2
Your org	7.0	6.1	6.4	6.1	4.0	6.7	6.6	6.3	5.4
Responses	12	12	12	12	-	12	12	12	12

