



# Nottingham CityCare Partnership

2022 NHS Staff Survey

Breakdown report

Introduction	4
People Promise element and Theme results – Breakdowns 1	5
<u>826 Nottingham CityCare Partnership CIC</u>	<u>6</u>

---

<u>826 Small Steps Big Changes L2</u>	<u>8</u>
<u>L2 826 Nottingham CityCare Partnership L2</u>	<u>9</u>

This directorate report for Nottingham CityCare Partnership contains results by breakdown for People Promise element and theme results from the 2022 NHS Staff Survey. These results are compared to the unweighted average for your organisation.

**Please note:** It is possible that there are differences between the ‘Your org’ scores reported in this directorate report and those in the benchmark report. This is because the results in the benchmark report are weighted to allow for fair comparisons between organisations of a similar type. However, in this report comparisons are made within your organisation so the unweighted organisation result is a more appropriate point of comparison.

The breakdowns used in this report were provided and defined by Nottingham CityCare Partnership. Details of how the People Promise element and theme scores were calculated are included in the Technical Document, available to download from our results website.

## Key features

Breakdown type and **breakdown name** are specified in the header.

Breakdown results are presented in the context of the (unweighted) **organisation average ('Your org')**, so it is easy to tell if a directorate is performing better or worse than the organisation average. For all People Promise element and theme results, a higher score is a better result than a lower score

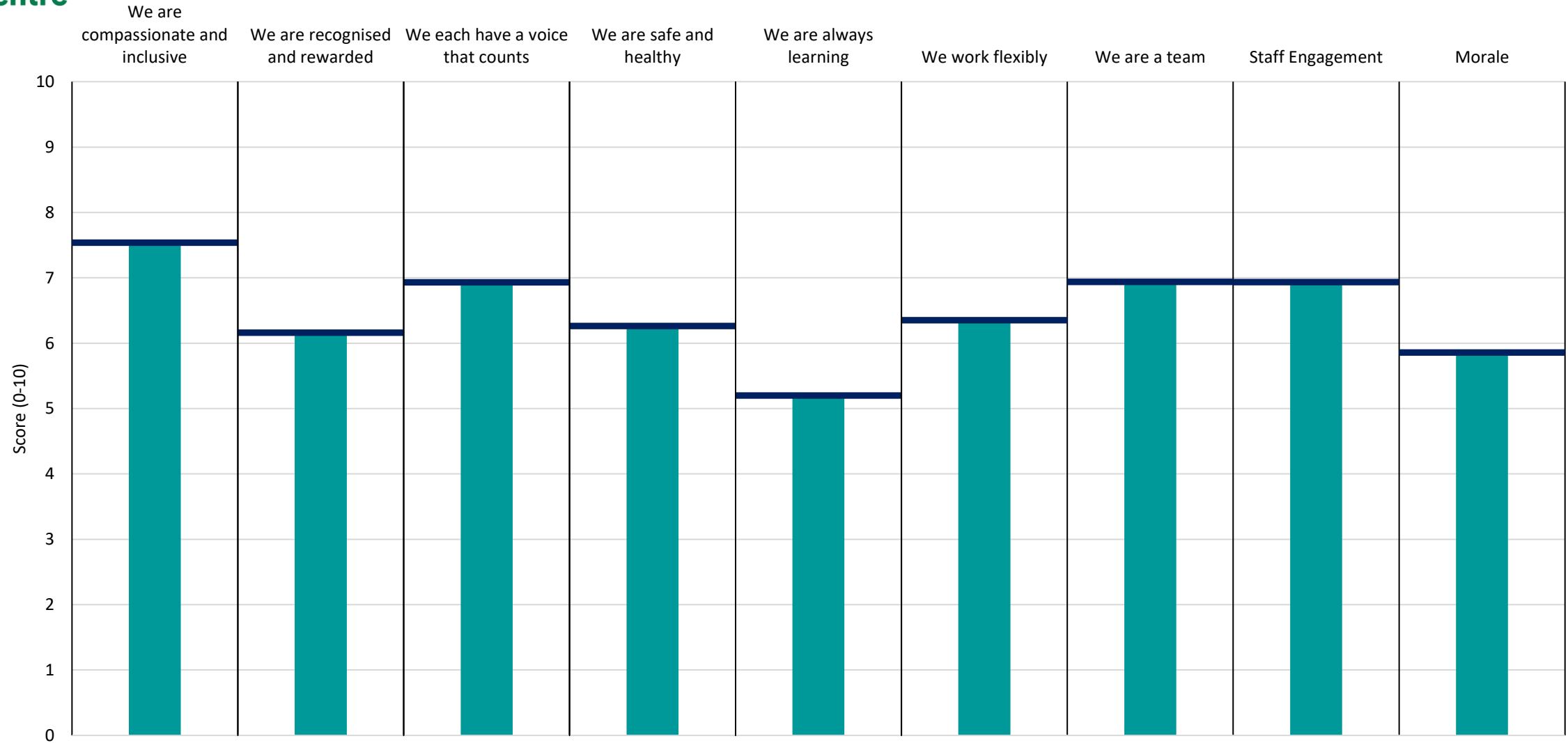
The **number of responses** feeding into each measures and sub-scores for the **given breakdown** is specified below the table containing the directorate and trust scores.



**! Note:** when there are less than 11 responses in a group, results are suppressed to protect staff confidentiality, for some organisations this could mean that all breakdown results are suppressed.

# Breakdowns 1

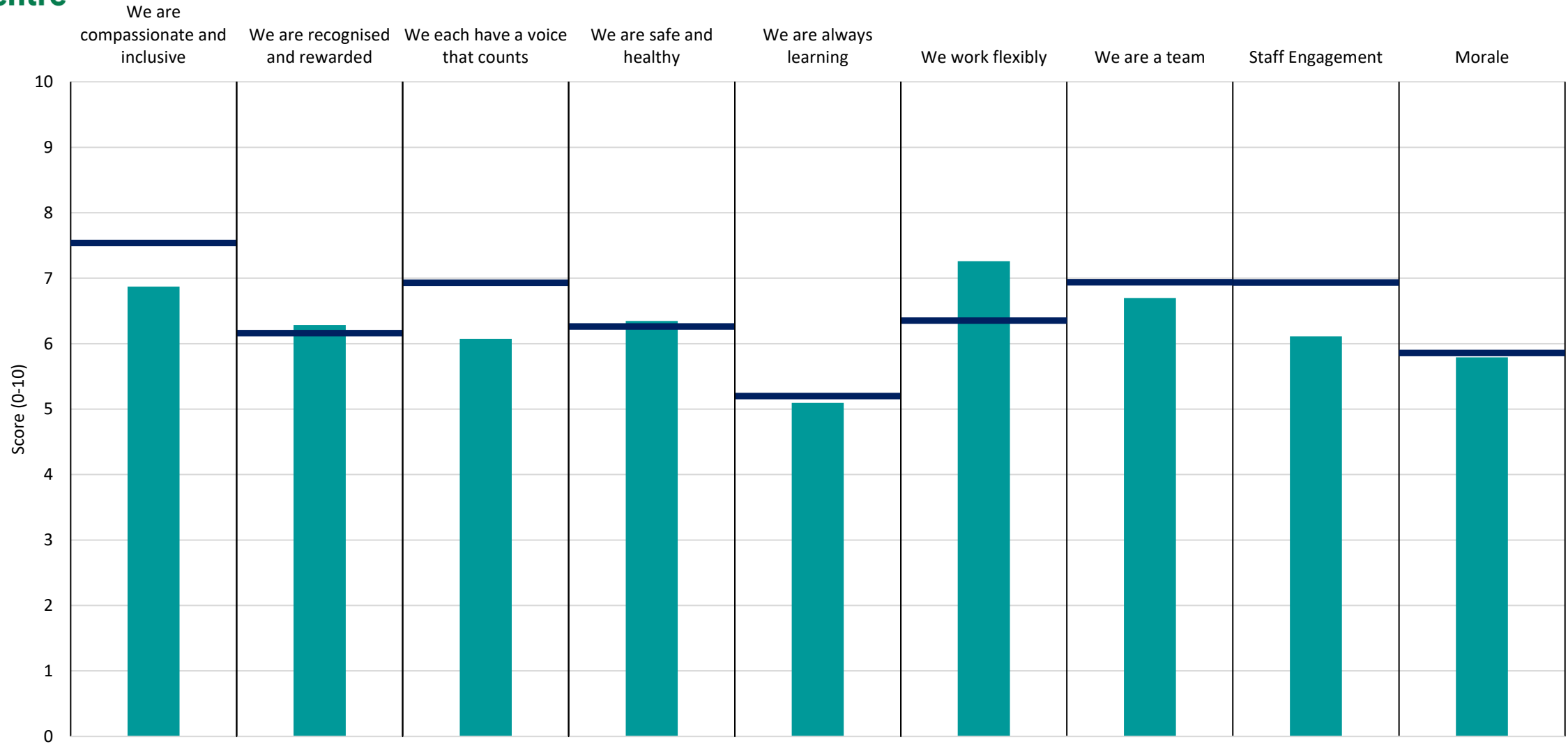
Nottingham CityCare Partnership  
2022 NHS Staff Survey



Breakdown	7.5	6.2	6.9	6.3	5.2	6.4	6.9	6.9	5.9
Your org	7.5	6.2	6.9	6.3	5.2	6.4	6.9	6.9	5.9
Responses	468	468	466	468	456	467	468	468	468

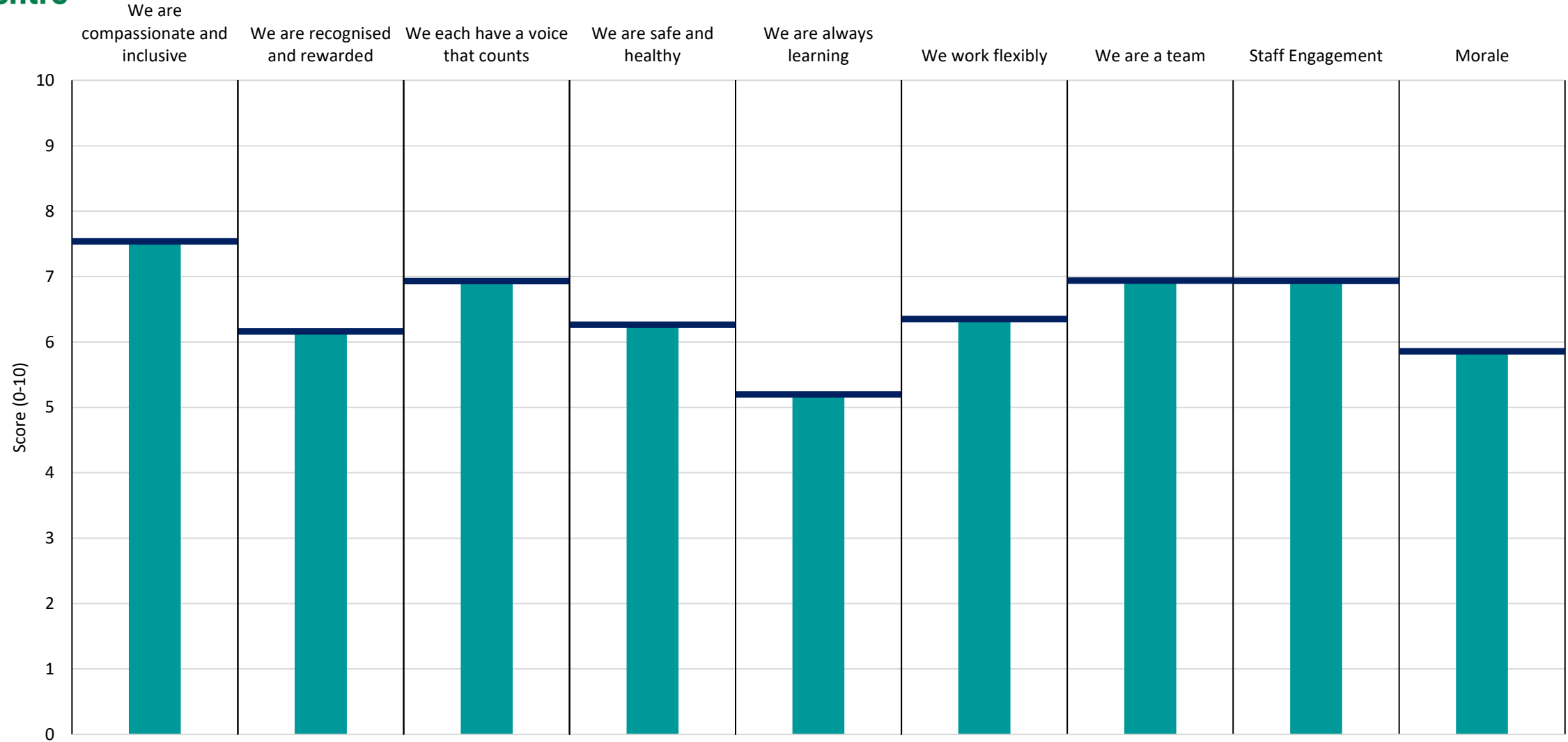
# Breakdowns 2

Nottingham CityCare Partnership  
2022 NHS Staff Survey



Breakdown	6.9	6.3	6.1	6.3	5.1	7.3	6.7	6.1	5.8
Your org	7.5	6.2	6.9	6.3	5.2	6.4	6.9	6.9	5.9
Responses	14	14	13	14	14	14	14	14	14





Breakdown	7.6	6.2	7.0	6.3	5.2	6.3	6.9	7.0	5.9
Your org	7.5	6.2	6.9	6.3	5.2	6.4	6.9	6.9	5.9
Responses	454	454	453	454	442	453	454	454	454