



# First Community Health and Care

2022 NHS Staff Survey

Breakdown report

Introduction	4
People Promise element and Theme results – Breakdowns 1	5
<u>Adult Community Services</u>	<u>6</u>
<u>Childrens Services</u>	<u>7</u>
<u>Corporate Services</u>	<u>8</u>
<u>Direct Access Therapies &amp; LTCSS Services</u>	<u>9</u>

<u>0-19 Department</u>	<u>11</u>
<u>Bed Based Care</u>	<u>12</u>
<u>Childrens Therapies Department</u>	<u>13</u>
<u>Direct Access Therapies Department</u>	<u>14</u>
<u>Executive and Corporate Team Department</u>	<u>15</u>
<u>Finance, Estates, IT, BI and Contracts Department</u>	<u>16</u>
<u>Immunisations &amp; GRT Department</u>	<u>17</u>
<u>LTCSS Department</u>	<u>18</u>
<u>PSQ, L&amp;D, HR &amp; Safeguarding Department</u>	<u>19</u>
<u>Primary Care Networks</u>	<u>20</u>
<u>Responsive Services</u>	<u>21</u>

This directorate report for First Community Health and Care contains results by breakdown for People Promise element and theme results from the 2022 NHS Staff Survey. These results are compared to the unweighted average for your organisation.

**Please note:** It is possible that there are differences between the ‘Your org’ scores reported in this directorate report and those in the benchmark report. This is because the results in the benchmark report are weighted to allow for fair comparisons between organisations of a similar type. However, in this report comparisons are made within your organisation so the unweighted organisation result is a more appropriate point of comparison.

The breakdowns used in this report were provided and defined by First Community Health and Care. Details of how the People Promise element and theme scores were calculated are included in the Technical Document, available to download from our results website.

## Key features

Breakdown type and **breakdown name** are specified in the header.

Breakdown results are presented in the context of the (unweighted) **organisation average ('Your org')**, so it is easy to tell if a directorate is performing better or worse than the organisation average. For all People Promise element and theme results, a higher score is a better result than a lower score

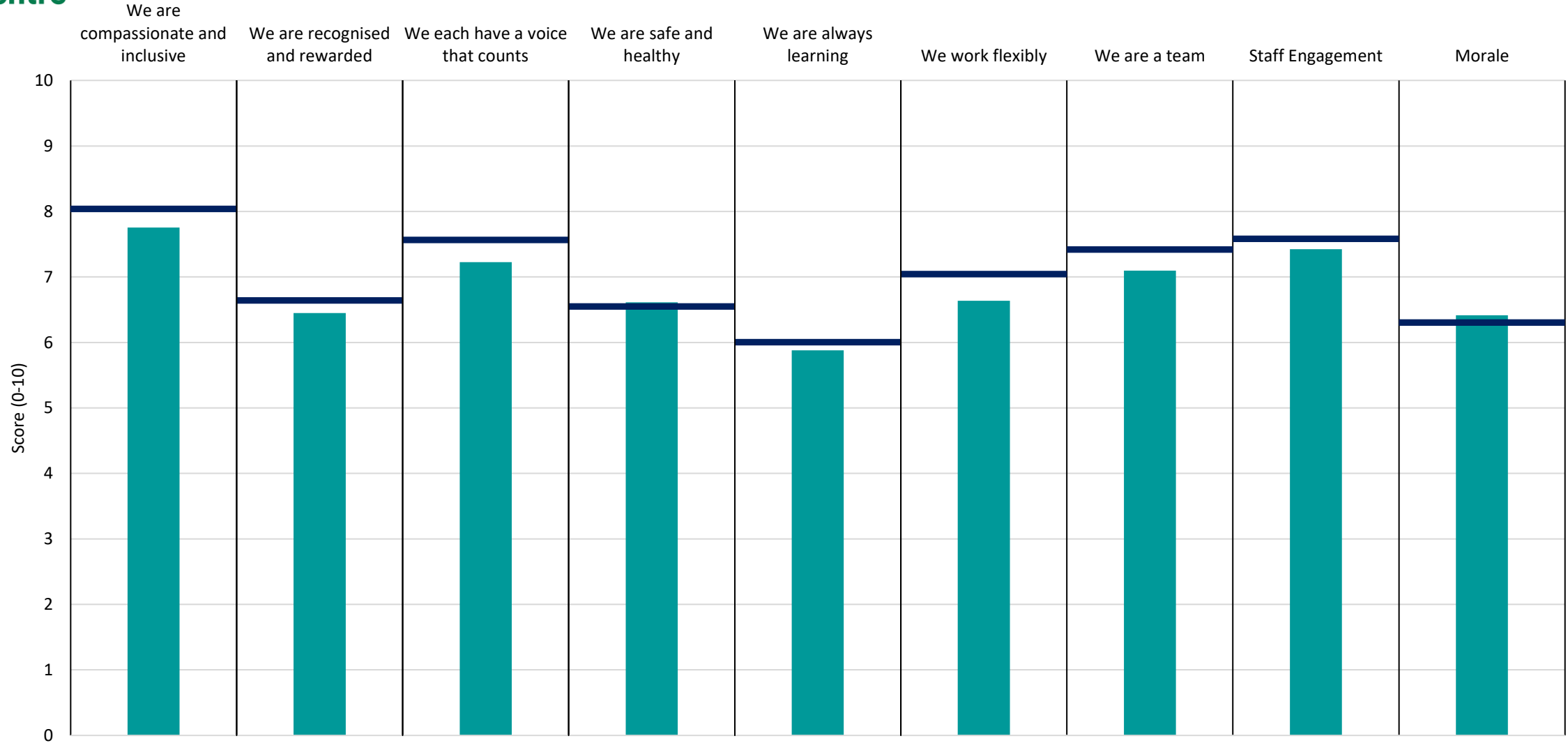
The **number of responses** feeding into each measures and sub-scores for the **given breakdown** is specified below the table containing the directorate and trust scores.



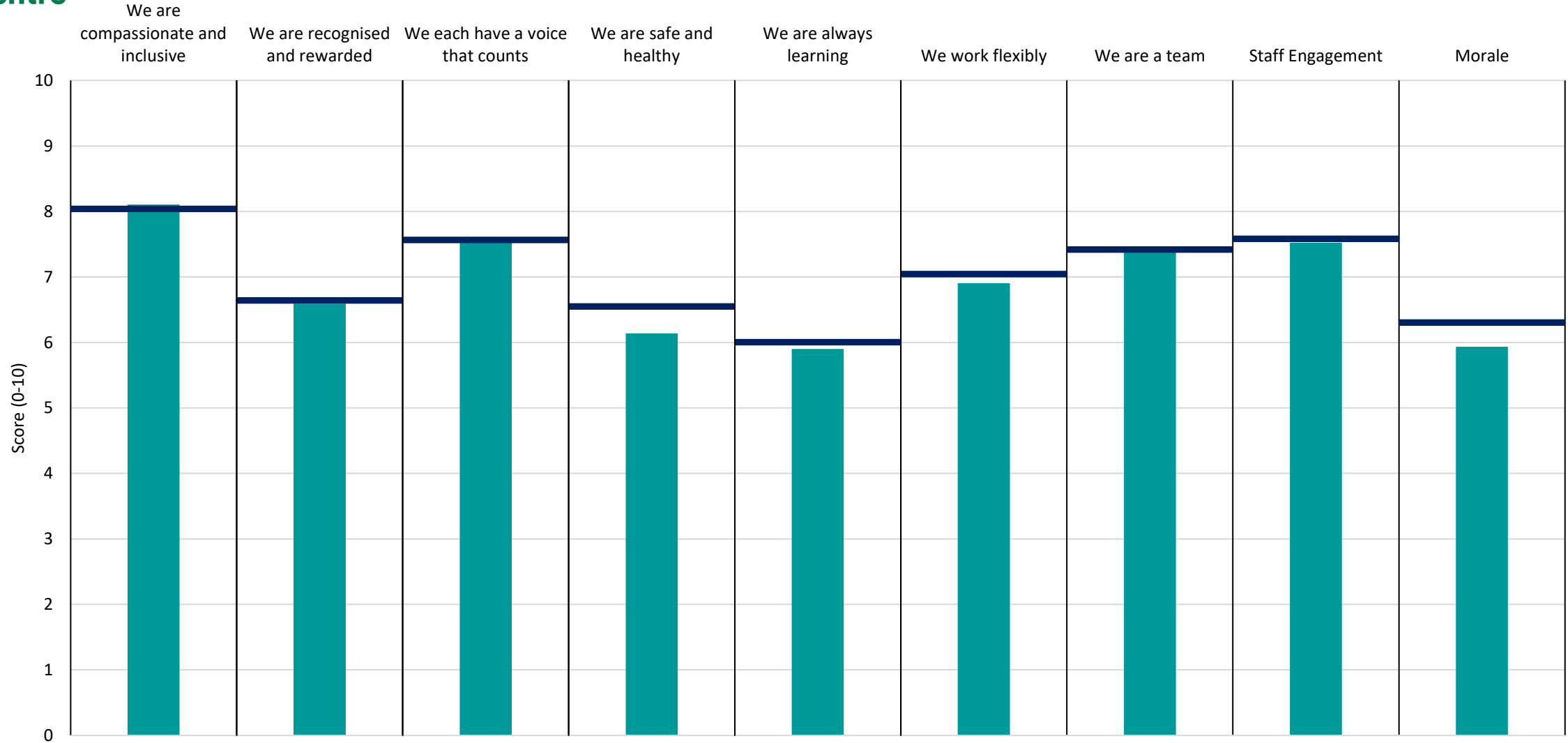
**! Note:** when there are less than 11 responses in a group, results are suppressed to protect staff confidentiality, for some organisations this could mean that all breakdown results are suppressed.

# Breakdowns 1

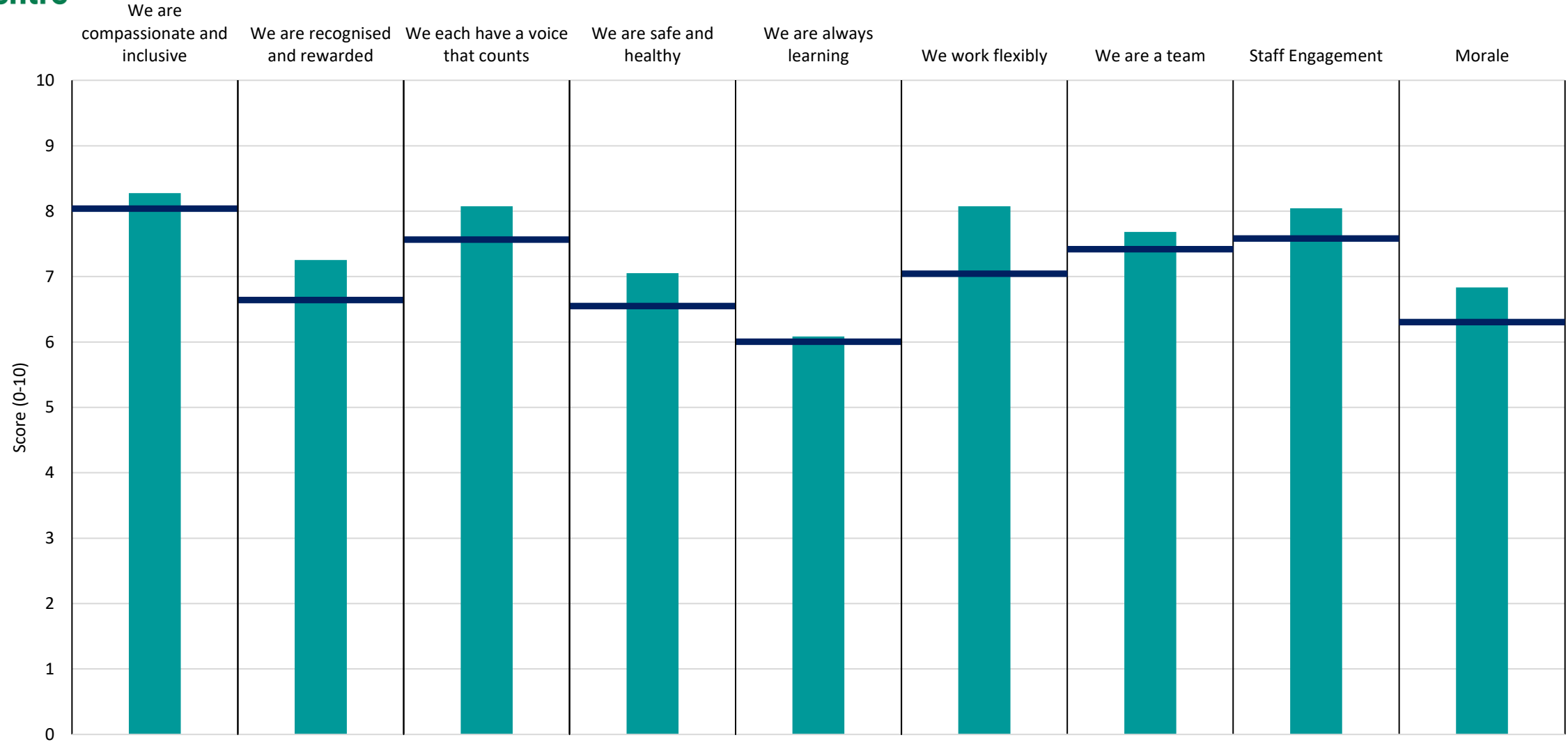
First Community Health and Care  
2022 NHS Staff Survey



Breakdown	7.8	6.4	7.2	6.6	5.9	6.6	7.1	7.4	6.4
Your org	8.0	6.6	7.6	6.5	6.0	7.0	7.4	7.6	6.3
Responses	127	127	127	127	122	127	127	127	127

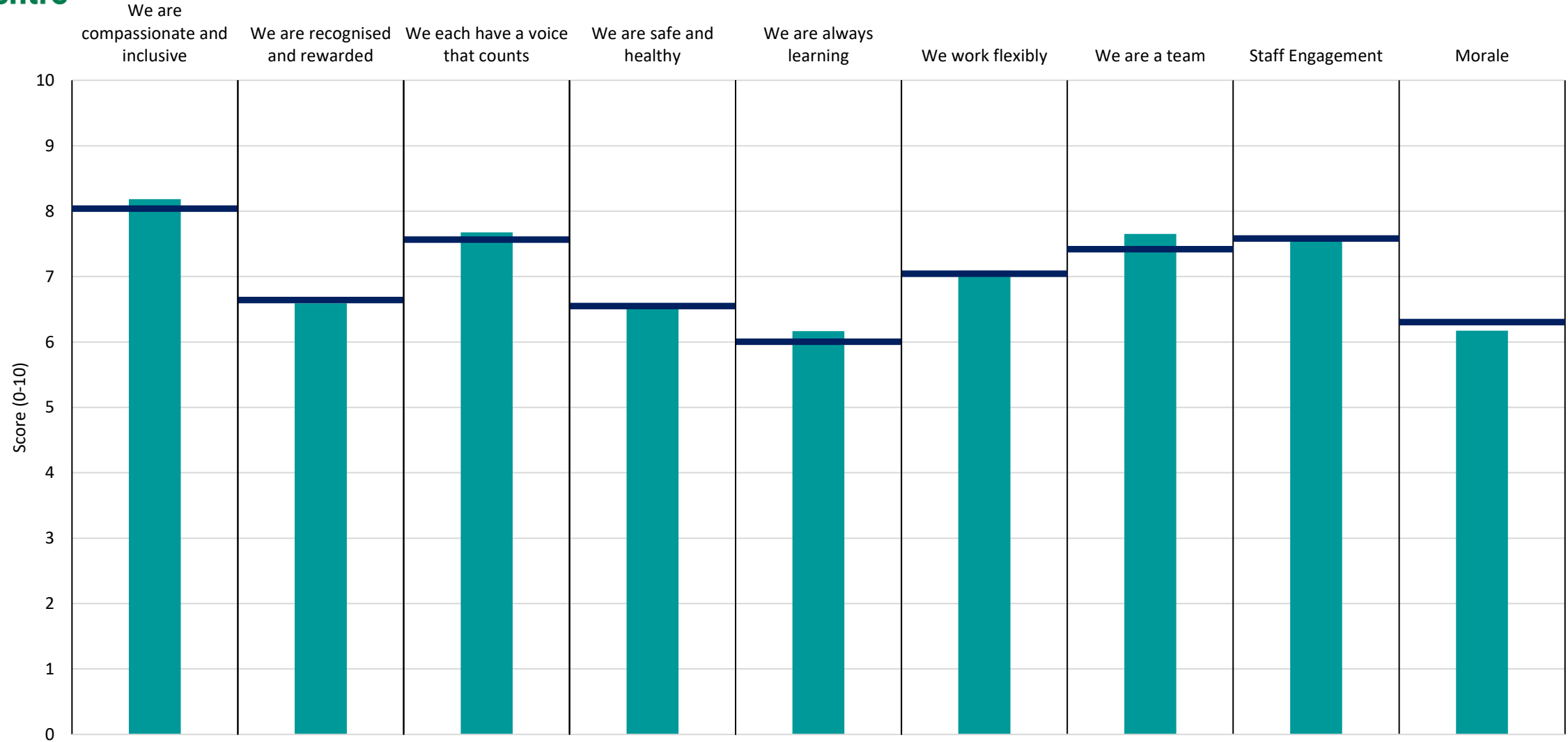


Breakdown	8.1	6.6	7.6	6.1	5.9	6.9	7.4	7.5	5.9
Your org	8.0	6.6	7.6	6.5	6.0	7.0	7.4	7.6	6.3
Responses	77	77	77	77	75	77	77	77	77



Breakdown	8.3	7.3	8.1	7.1	6.1	8.1	7.7	8.0	6.8
Your org	8.0	6.6	7.6	6.5	6.0	7.0	7.4	7.6	6.3
Responses	56	56	56	56	53	55	55	56	56

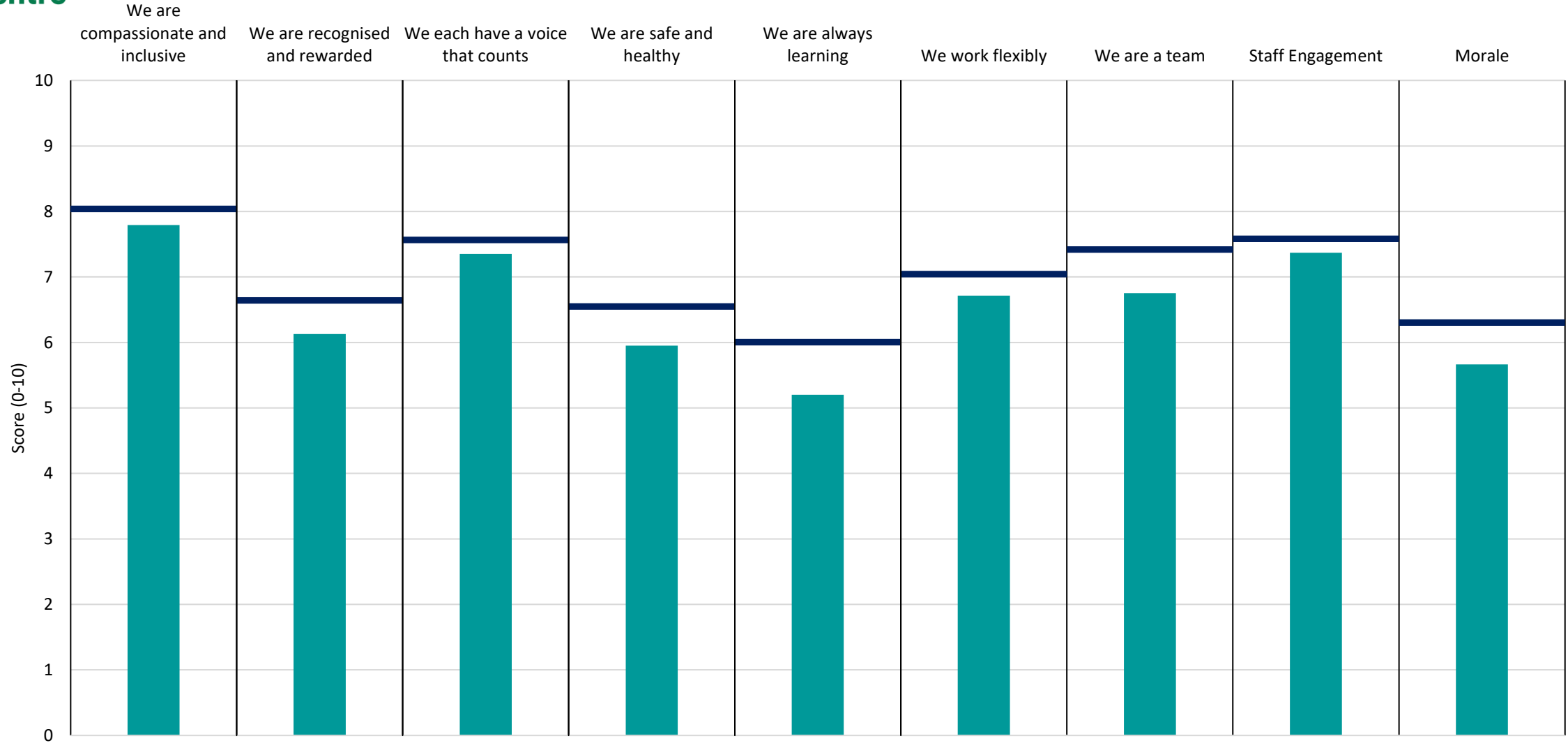




Breakdown	8.2	6.6	7.7	6.5	6.2	7.1	7.7	7.6	6.2
Your org	8.0	6.6	7.6	6.5	6.0	7.0	7.4	7.6	6.3
Responses	120	120	119	120	116	120	120	120	120

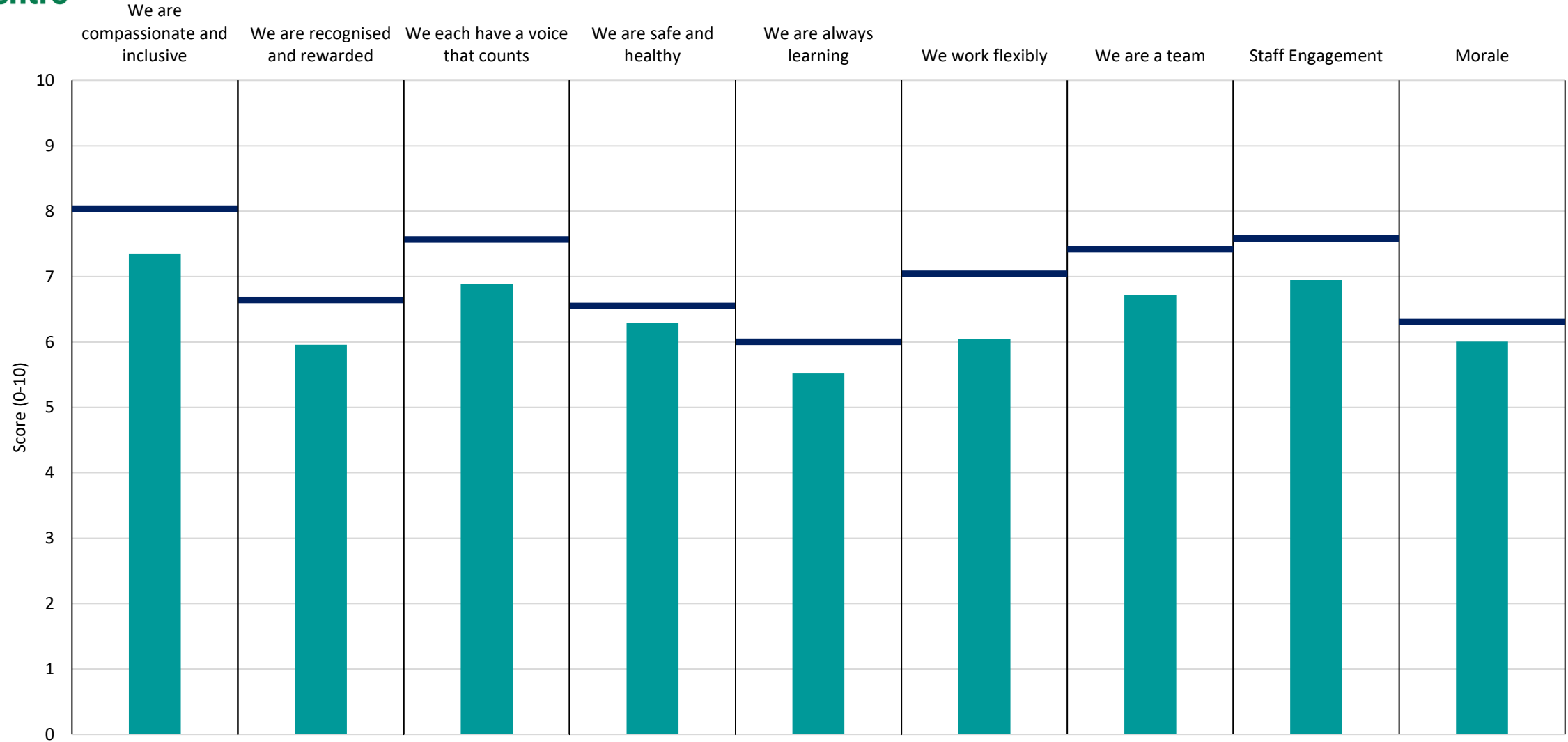
# Breakdowns 2

First Community Health and Care  
2022 NHS Staff Survey

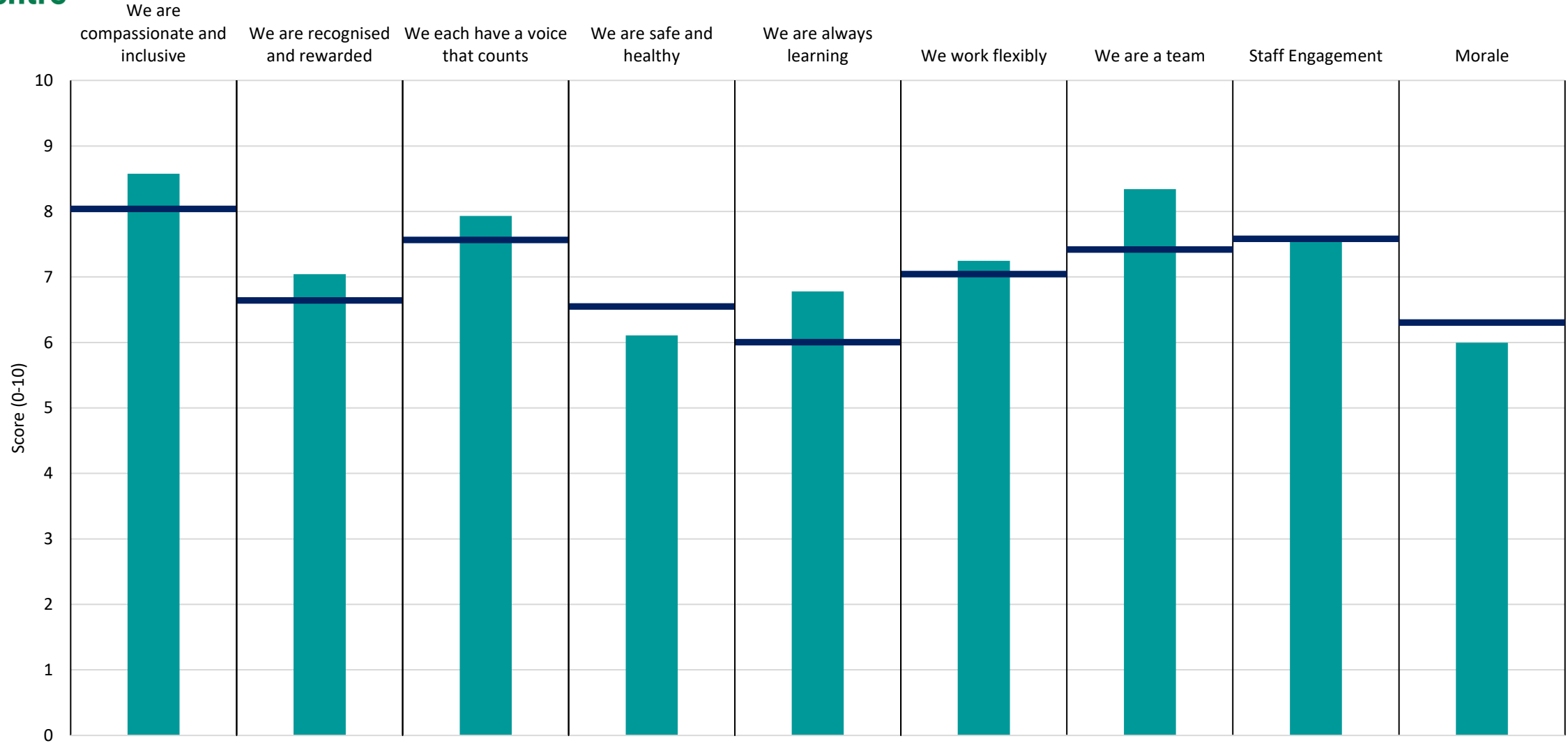


Breakdown	7.8	6.1	7.4	5.9	5.2	6.7	6.8	7.4	5.7
Your org	8.0	6.6	7.6	6.5	6.0	7.0	7.4	7.6	6.3
Responses	43	43	43	43	42	43	43	43	43

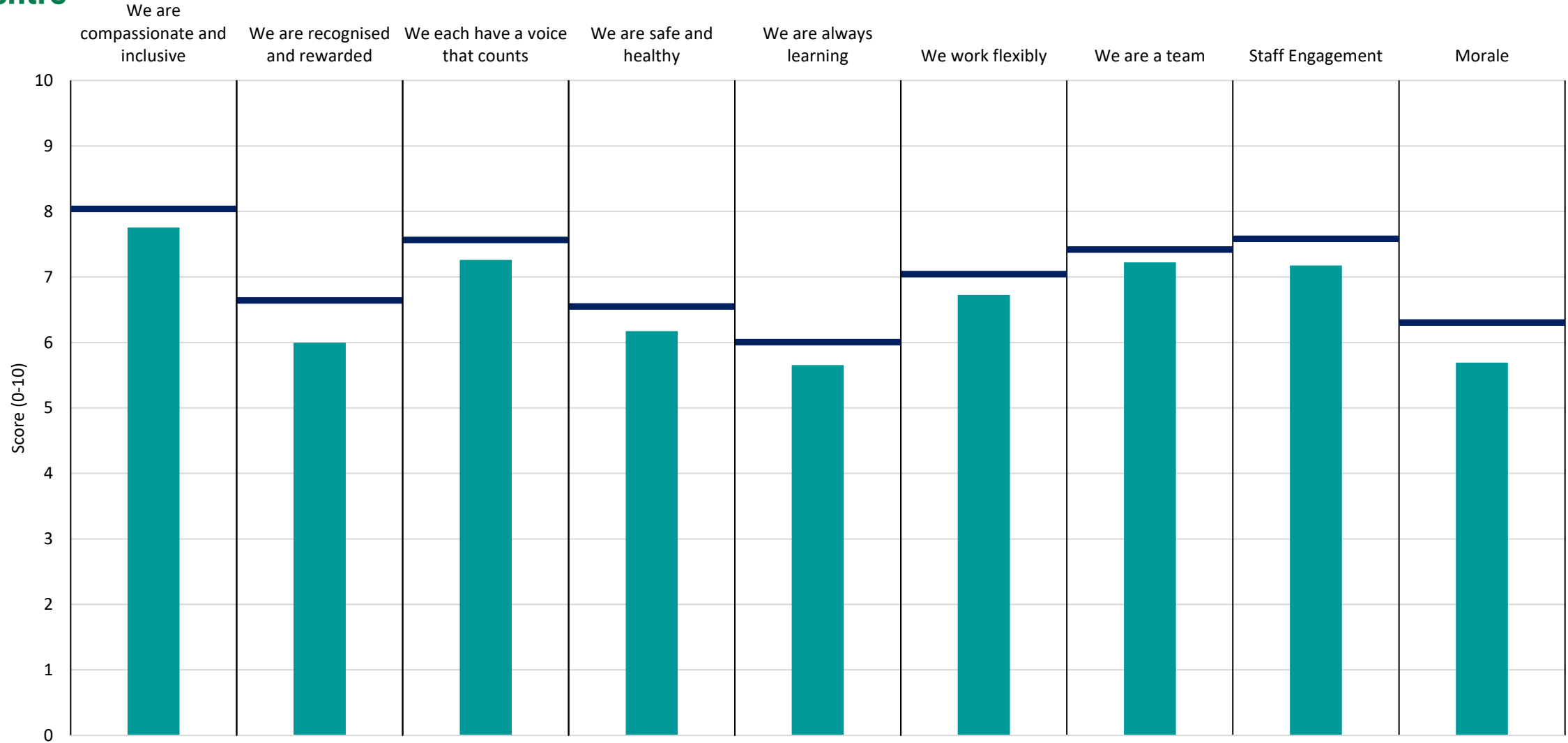
# Bed Based Care



Breakdown	7.4	6.0	6.9	6.3	5.5	6.1	6.7	6.9	6.0
Your org	8.0	6.6	7.6	6.5	6.0	7.0	7.4	7.6	6.3
Responses	46	46	46	46	43	46	46	46	46

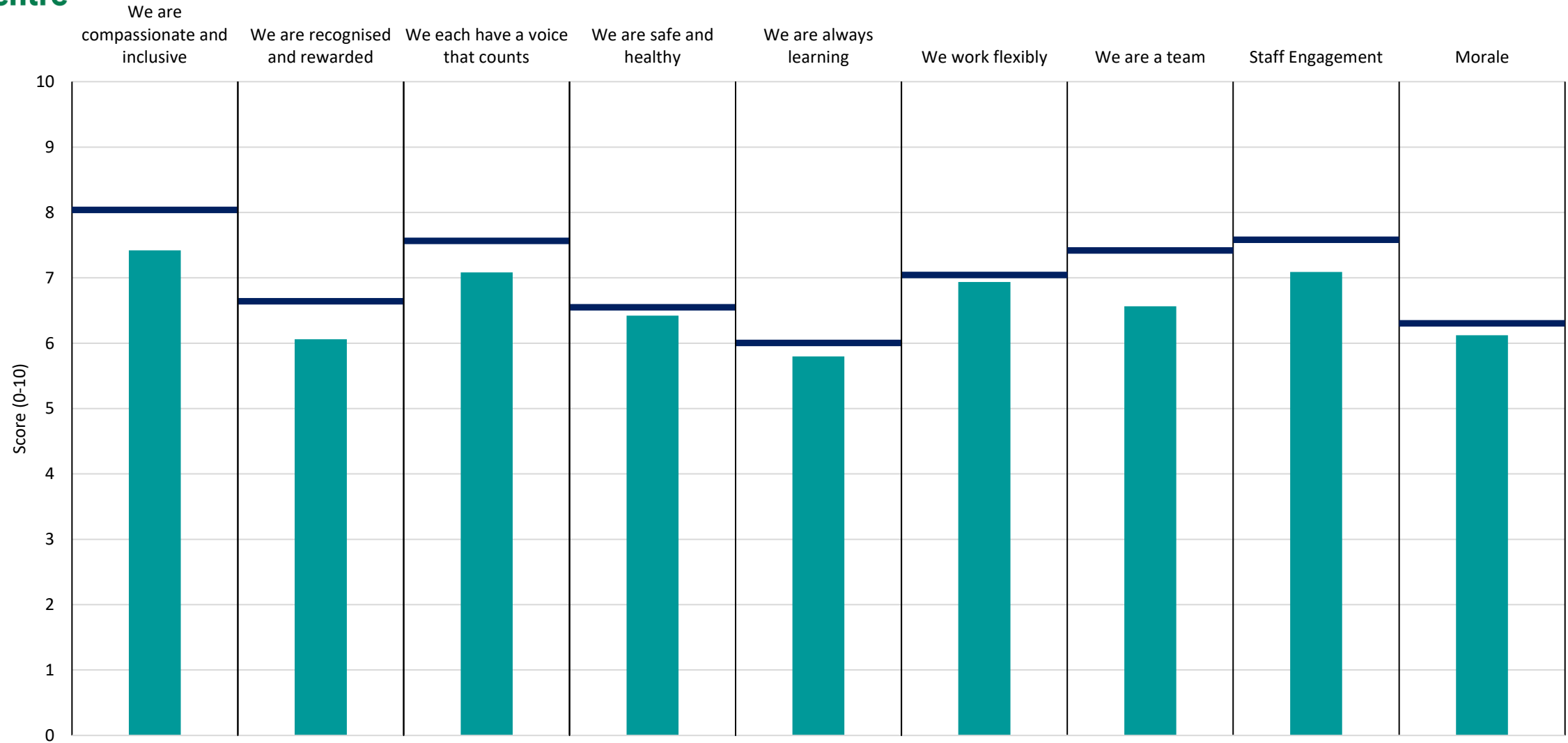


Breakdown	8.6	7.0	7.9	6.1	6.8	7.2	8.3	7.6	6.0
Your org	8.0	6.6	7.6	6.5	6.0	7.0	7.4	7.6	6.3
Responses	23	23	23	23	22	23	23	23	23



Breakdown	7.8	6.0	7.3	6.2	5.7	6.7	7.2	7.2	5.7
Your org	8.0	6.6	7.6	6.5	6.0	7.0	7.4	7.6	6.3
Responses	64	64	64	64	61	64	64	64	64

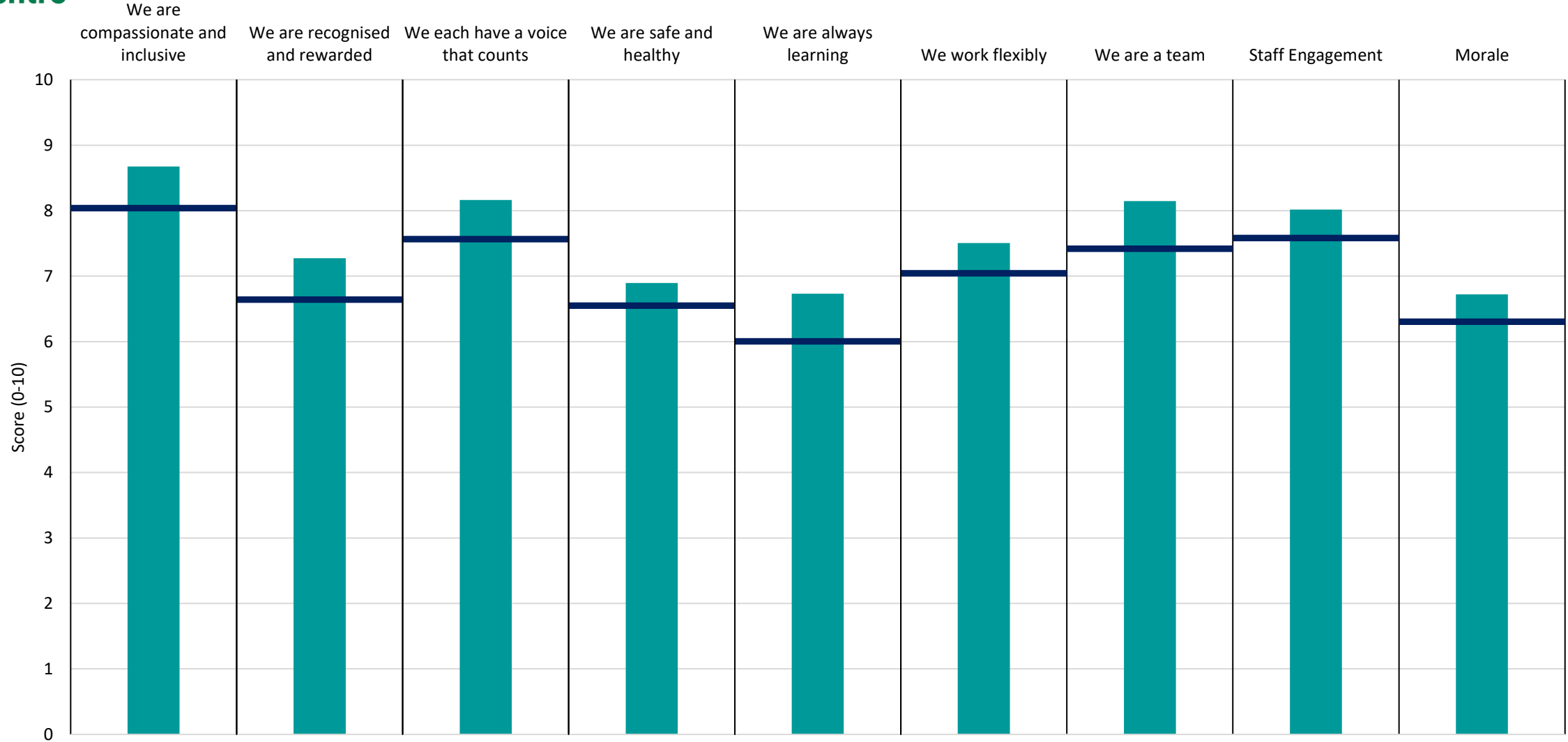




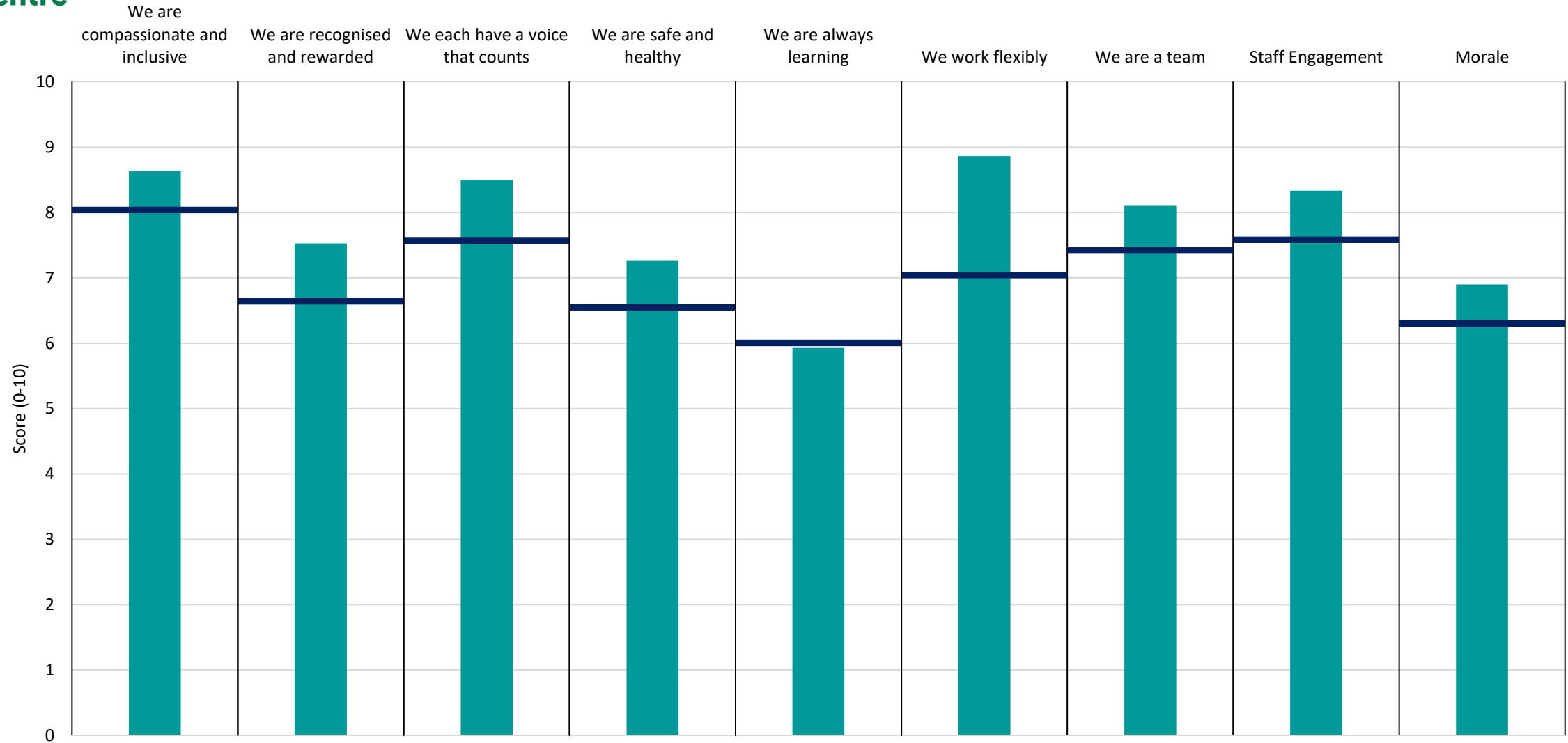
Breakdown	7.4	6.1	7.1	6.4	5.8	6.9	6.6	7.1	6.1
Your org	8.0	6.6	7.6	6.5	6.0	7.0	7.4	7.6	6.3
Responses	17	17	17	17	14	17	17	17	17



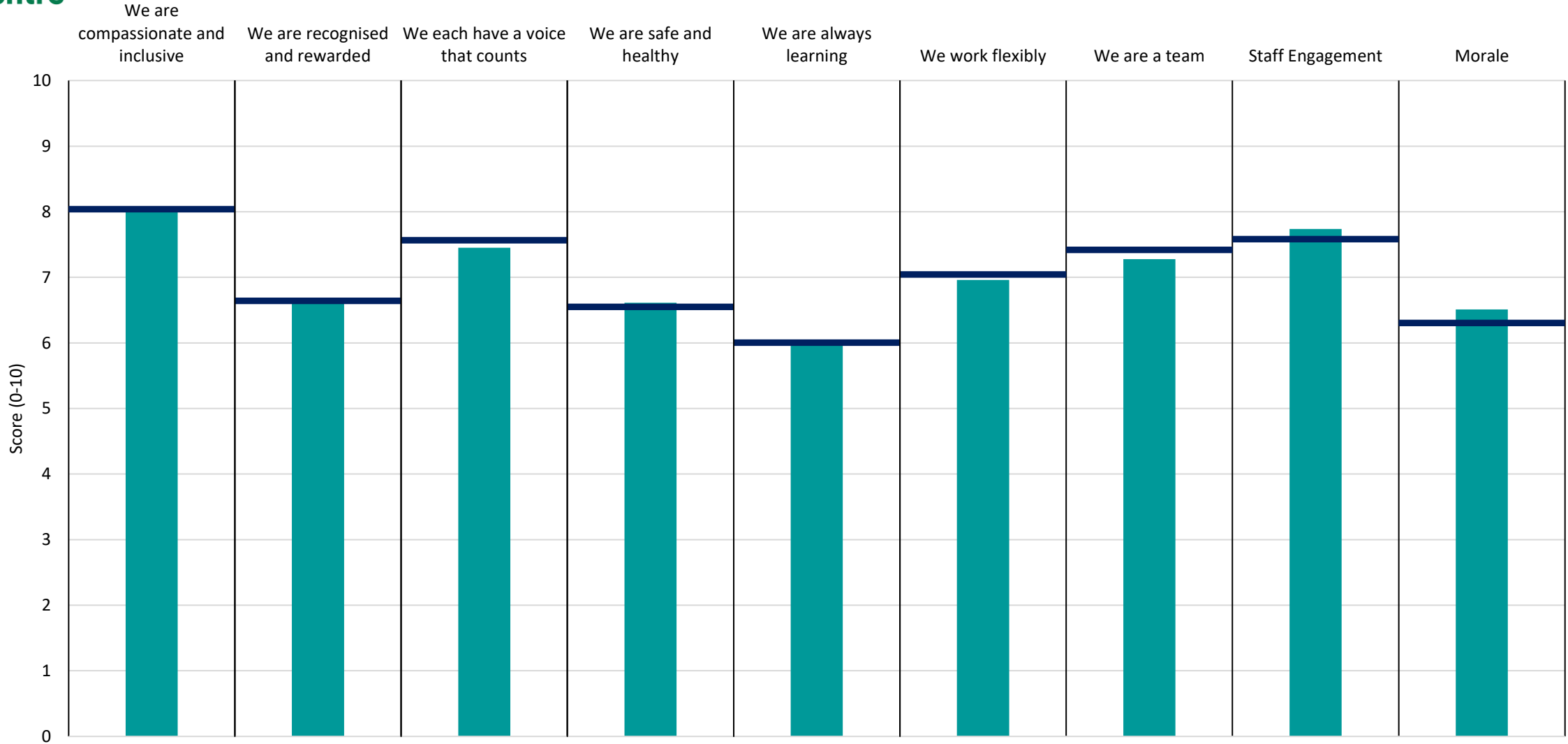




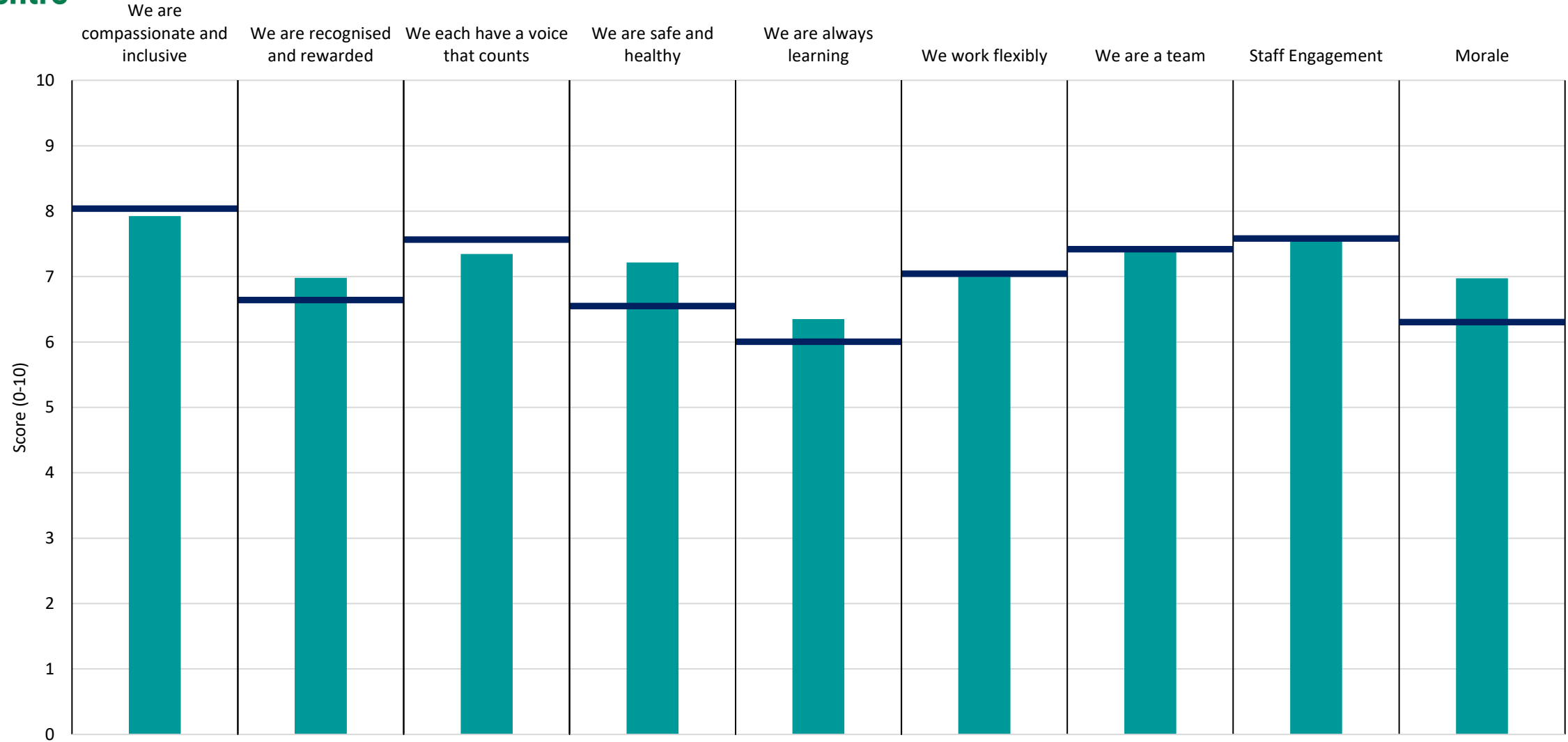
Breakdown	8.7	7.3	8.2	6.9	6.7	7.5	8.1	8.0	6.7
Your org	8.0	6.6	7.6	6.5	6.0	7.0	7.4	7.6	6.3
Responses	56	56	55	56	55	56	56	56	56



Breakdown	8.6	7.5	8.5	7.3	5.9	8.9	8.1	8.3	6.9
Your org	8.0	6.6	7.6	6.5	6.0	7.0	7.4	7.6	6.3
Responses	23	23	23	23	23	22	22	23	23



Breakdown	8.0	6.6	7.5	6.6	6.0	7.0	7.3	7.7	6.5
Your org	8.0	6.6	7.6	6.5	6.0	7.0	7.4	7.6	6.3
Responses	57	57	57	57	56	57	57	57	57



Breakdown	7.9	7.0	7.3	7.2	6.4	7.0	7.4	7.6	7.0
Your org	8.0	6.6	7.6	6.5	6.0	7.0	7.4	7.6	6.3
Responses	24	24	24	24	23	24	24	24	24