



East Coast Community Healthcare

2022 NHS Staff Survey

Breakdown report

Introduction	4
People Promise element and Theme results – Breakdowns 1	5
<u>Corporate Services Business Unit</u>	<u>6</u>
<u>Enabling Services</u>	<u>7</u>
<u>Estates Business Unit</u>	<u>8</u>
<u>Population Health</u>	<u>9</u>
<u>Primary Care Homes</u>	<u>10</u>
<u>Specialist Services</u>	<u>11</u>

<u>Acute Facing Services</u>	13
<u>Admin. Adult Services</u>	14
<u>Cardiac Rehab, CFS/ME, Heart Failure</u>	15
<u>GYNV PCH inc Tissue Viability</u>	16
<u>Gorleston PCH inc Falls, Frailty, Night Team</u>	17
<u>HR & Training</u>	18
<u>ICT, System Support, Finance & Contracts</u>	19
<u>Leadership Team, Ops Management, PAs, Transformation, Comms</u>	20
<u>Lowestoft PCH & Continence</u>	21
<u>MSK Services</u>	22
<u>PCH Facing Services</u>	23
<u>Quality</u>	24
<u>Waveney PCH</u>	25

This directorate report for East Coast Community Healthcare contains results by breakdown for People Promise element and theme results from the 2022 NHS Staff Survey. These results are compared to the unweighted average for your organisation.

Please note: It is possible that there are differences between the ‘Your org’ scores reported in this directorate report and those in the benchmark report. This is because the results in the benchmark report are weighted to allow for fair comparisons between organisations of a similar type. However, in this report comparisons are made within your organisation so the unweighted organisation result is a more appropriate point of comparison.

The breakdowns used in this report were provided and defined by East Coast Community Healthcare. Details of how the People Promise element and theme scores were calculated are included in the Technical Document, available to download from our results website.

Key features

Breakdown type and **breakdown name** are specified in the header.

Breakdown results are presented in the context of the (unweighted) **organisation average ('Your org')**, so it is easy to tell if a directorate is performing better or worse than the organisation average. For all People Promise element and theme results, a higher score is a better result than a lower score

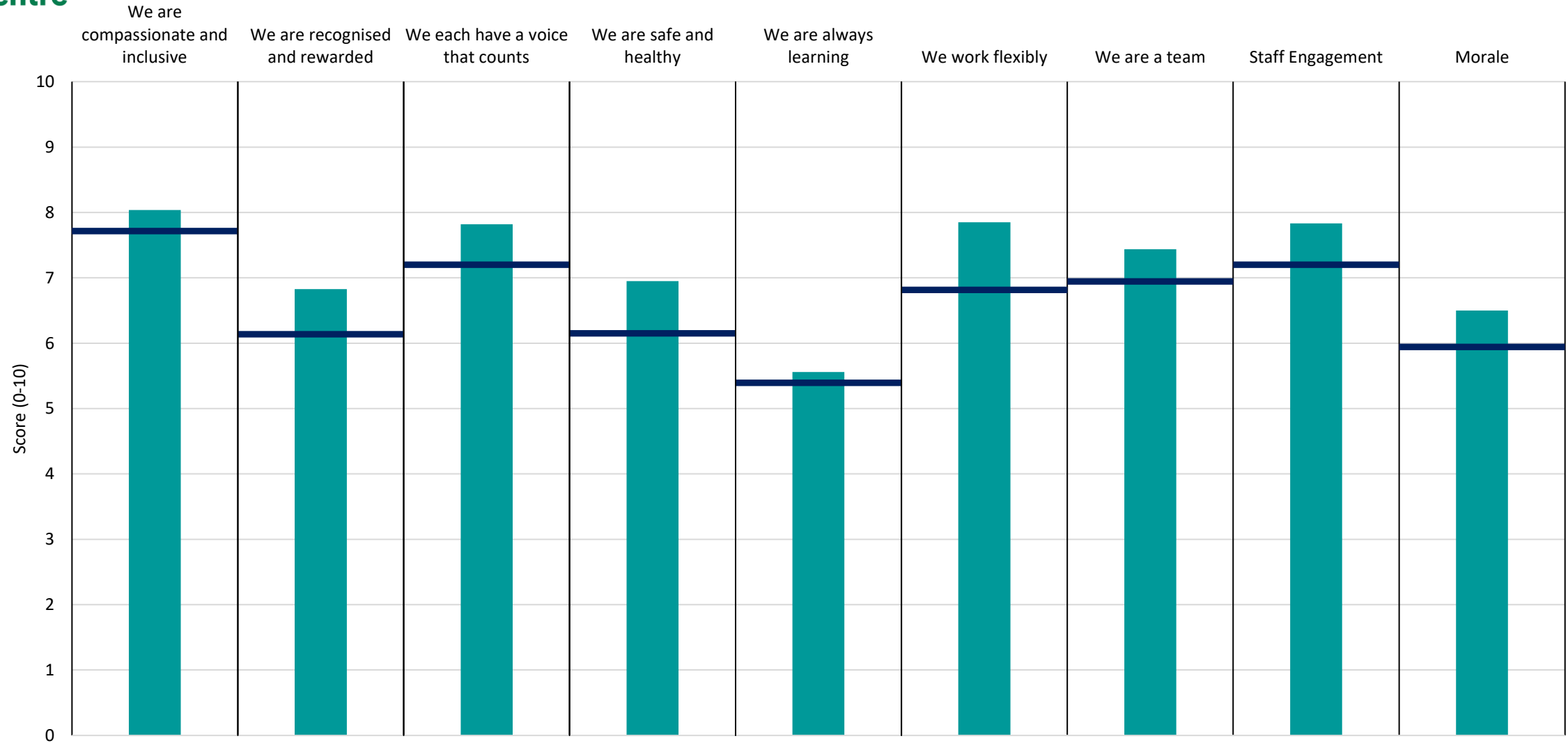
The **number of responses** feeding into each measures and sub-scores for the **given breakdown** is specified below the table containing the directorate and trust scores.



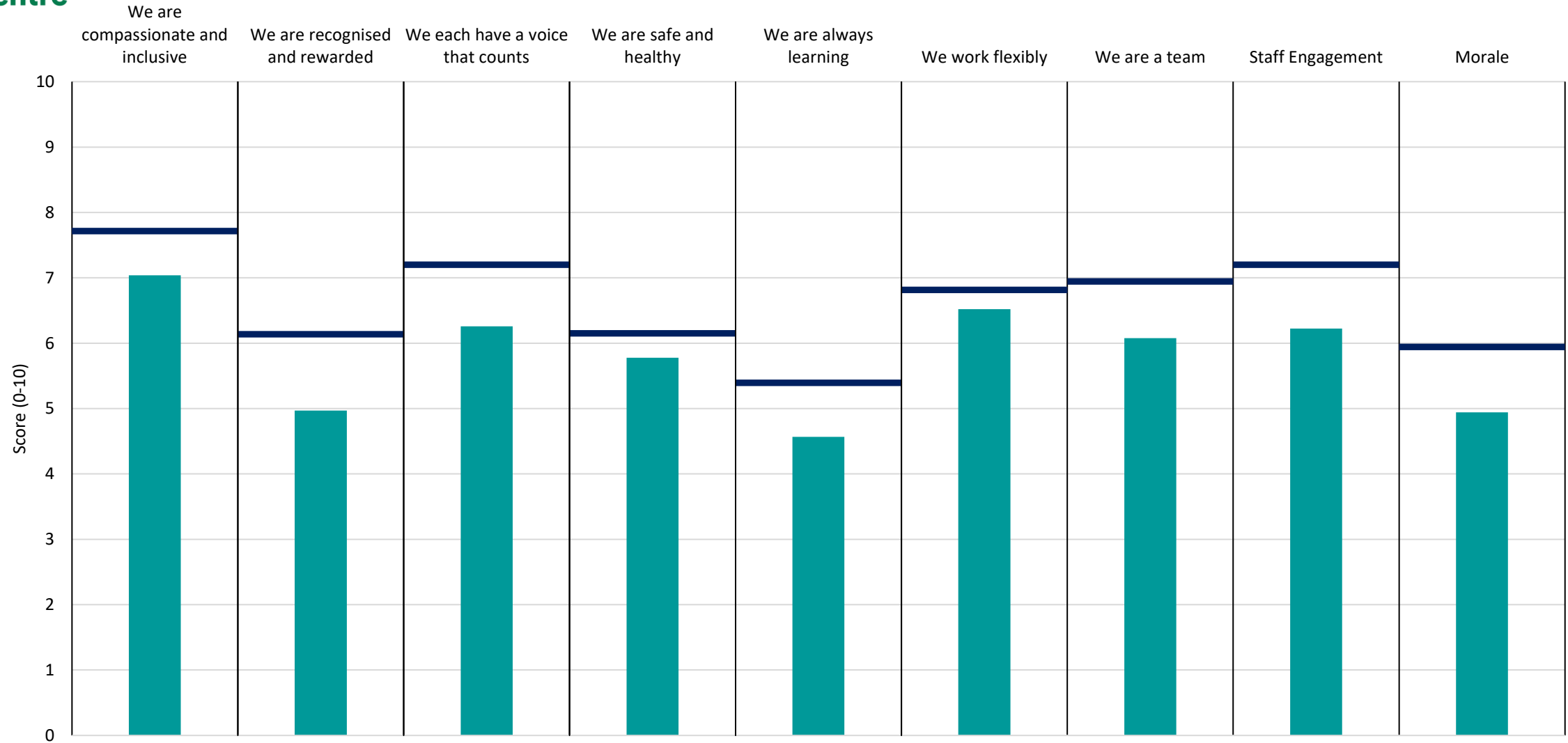
! Note: when there are less than 11 responses in a group, results are suppressed to protect staff confidentiality, for some organisations this could mean that all breakdown results are suppressed.

Breakdowns 1

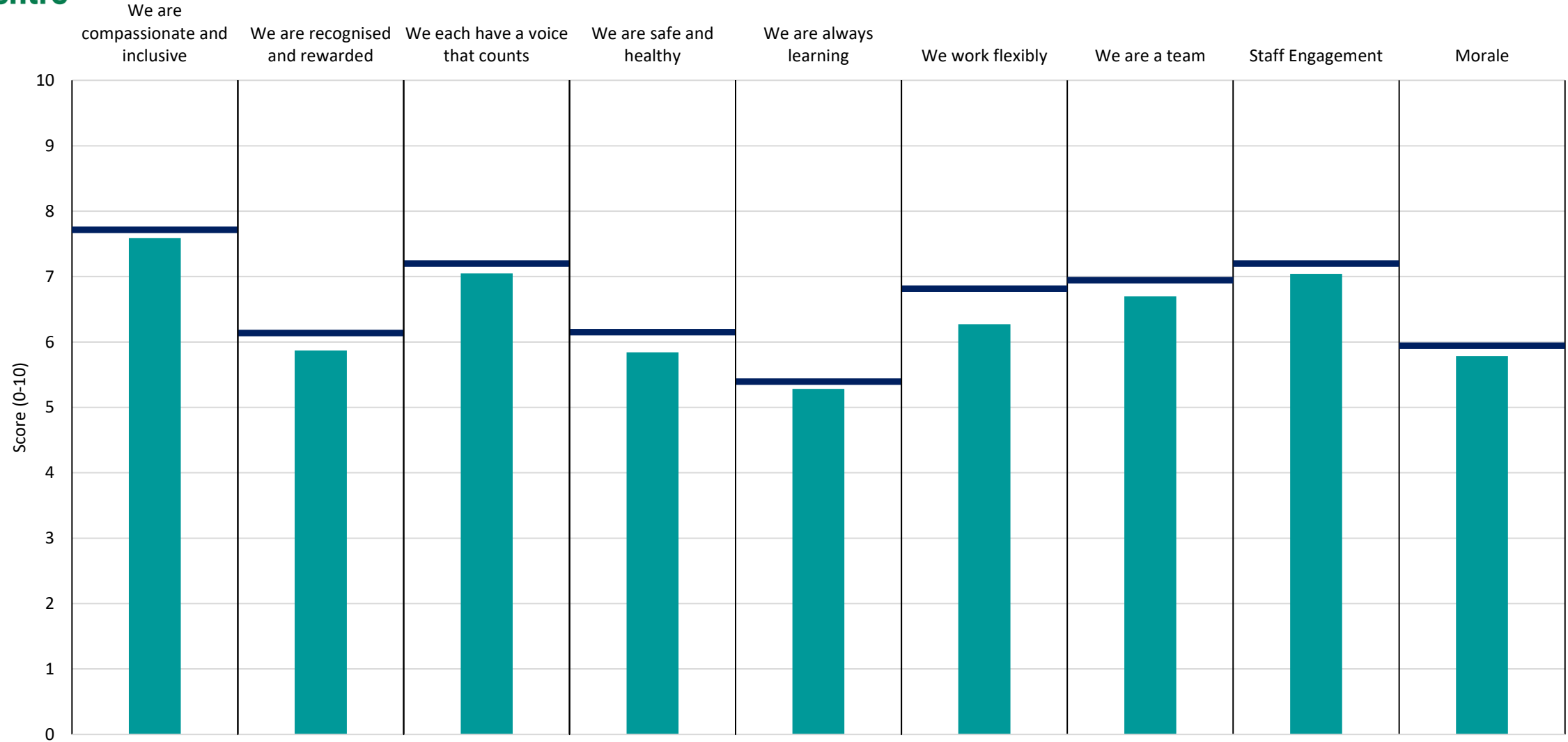
East Coast Community Healthcare
2022 NHS Staff Survey



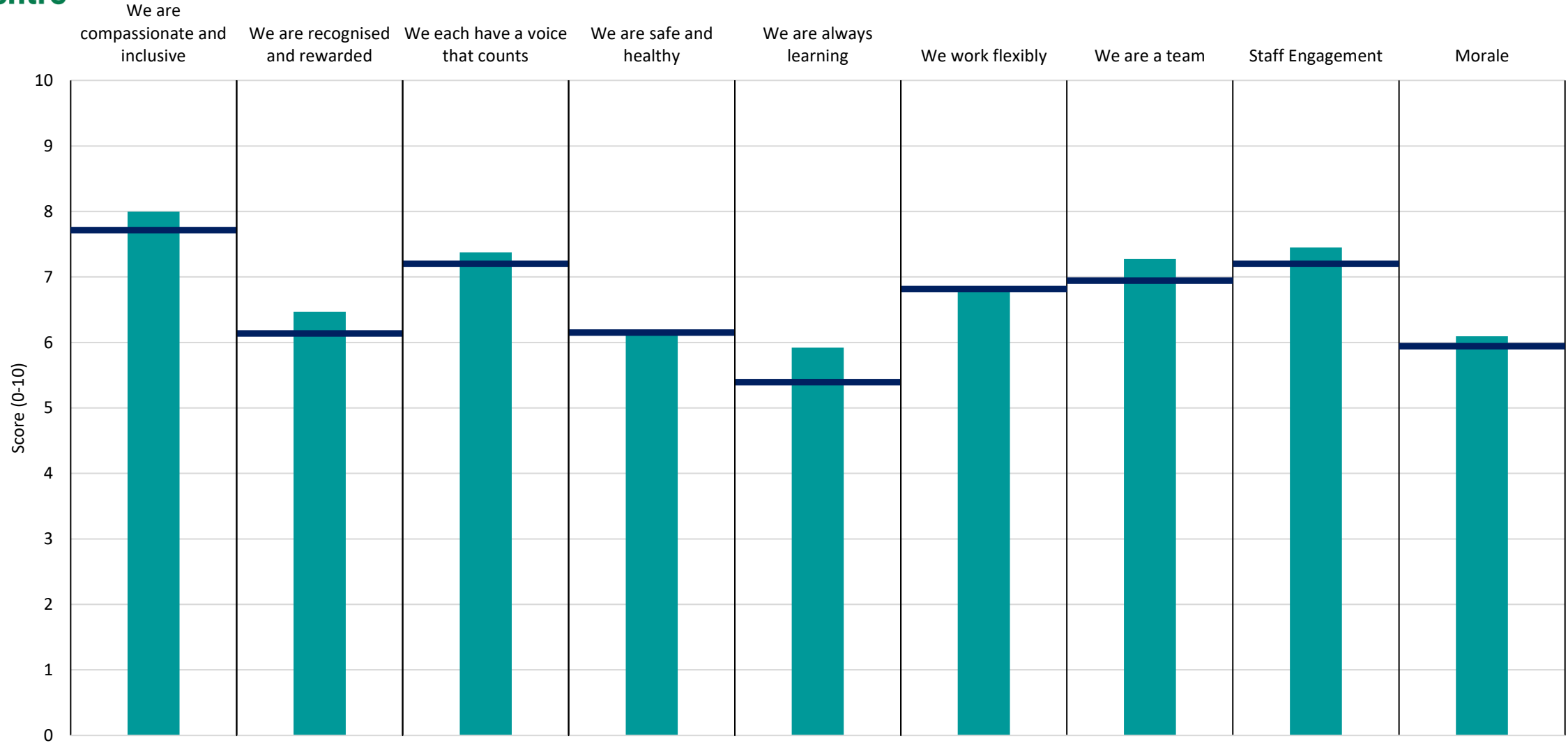
Breakdown	8.0	6.8	7.8	7.0	5.6	7.9	7.4	7.8	6.5
Your org	7.7	6.1	7.2	6.2	5.4	6.8	6.9	7.2	5.9
Responses	76	76	76	76	74	76	76	76	76



Breakdown	7.0	5.0	6.3	5.8	4.6	6.5	6.1	6.2	4.9
Your org	7.7	6.1	7.2	6.2	5.4	6.8	6.9	7.2	5.9
Responses	49	50	49	49	49	50	49	50	50



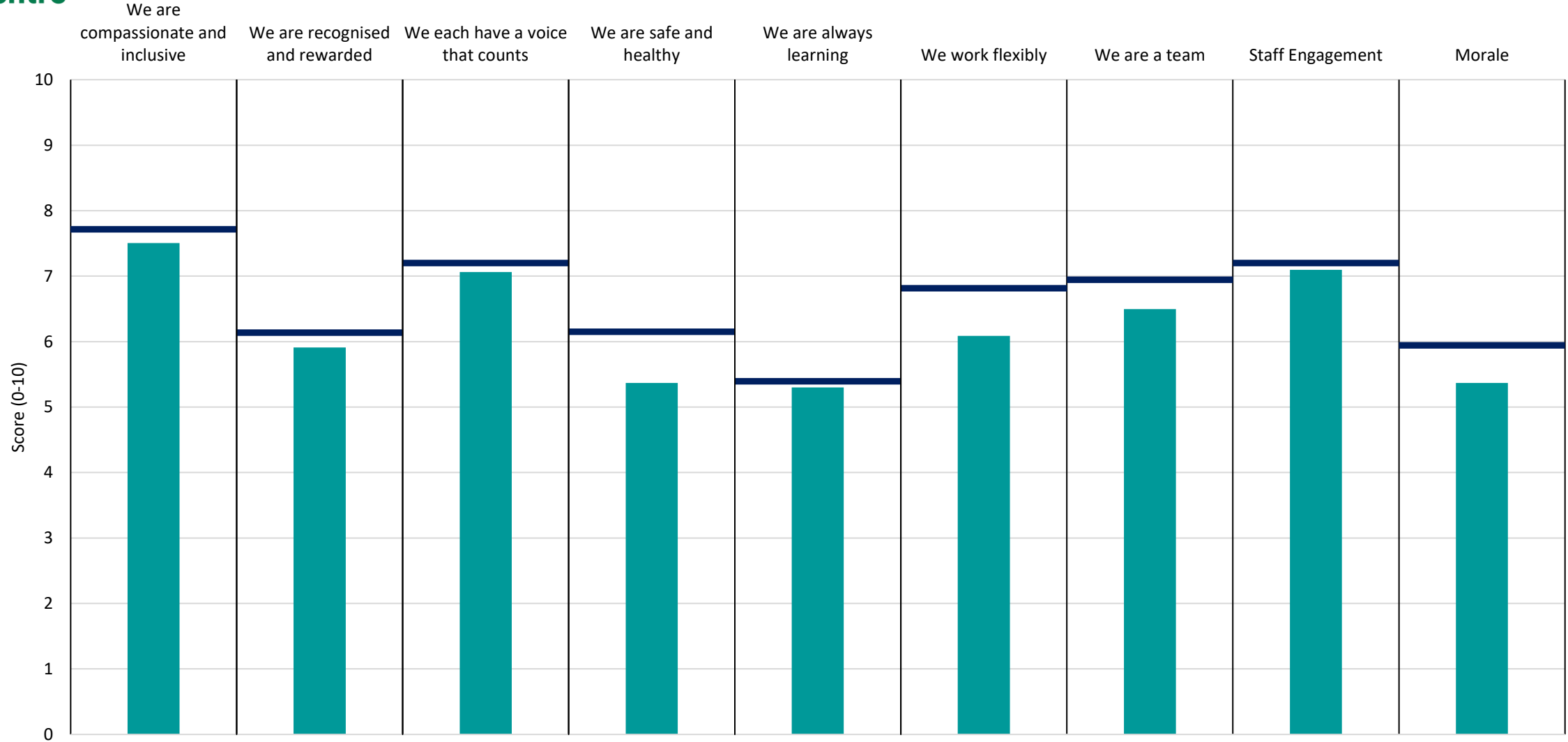
Breakdown	7.6	5.9	7.1	5.8	5.3	6.3	6.7	7.0	5.8
Your org	7.7	6.1	7.2	6.2	5.4	6.8	6.9	7.2	5.9
Responses	164	164	164	164	150	164	164	164	164



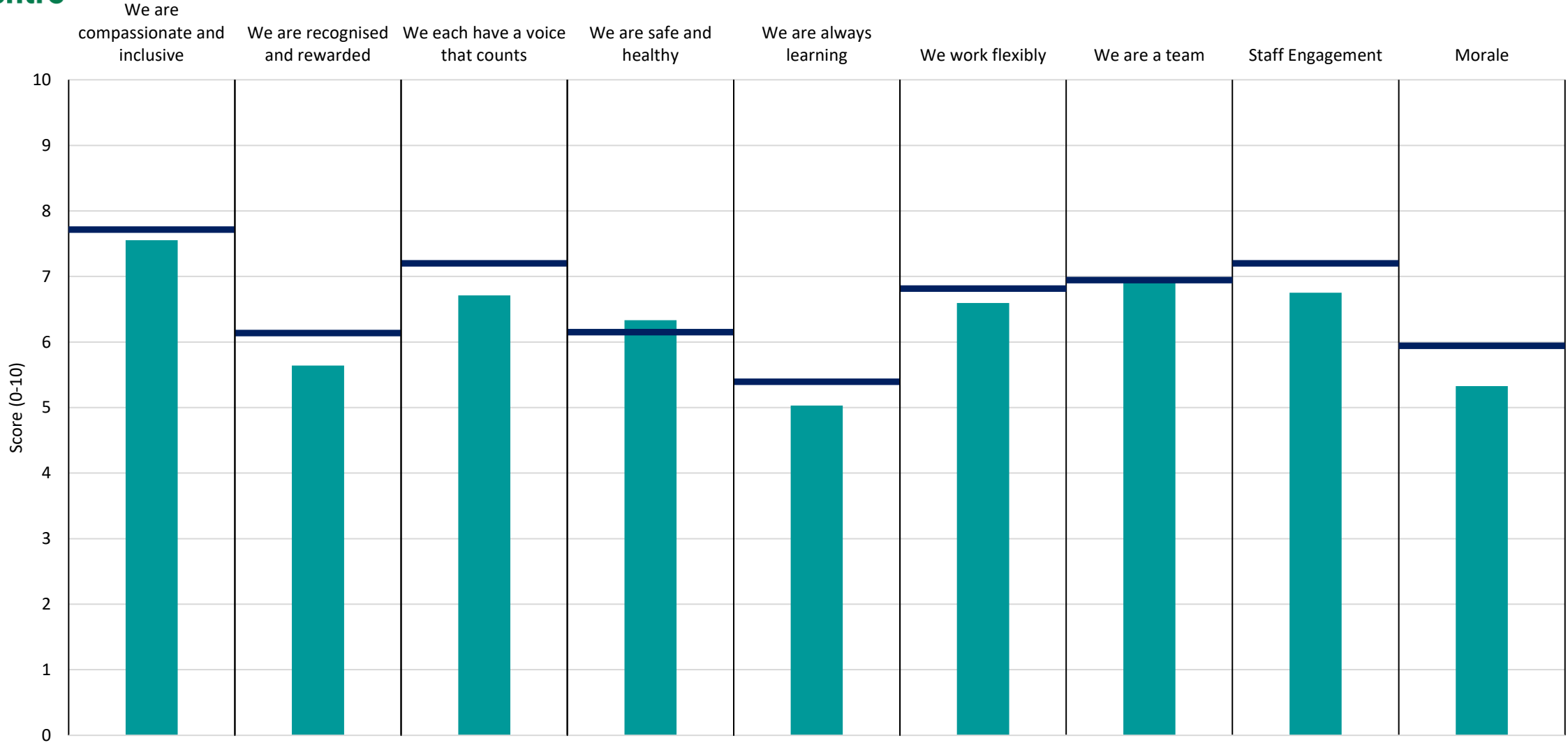
Breakdown	8.0	6.5	7.4	6.1	5.9	6.8	7.3	7.5	6.1
Your org	7.7	6.1	7.2	6.2	5.4	6.8	6.9	7.2	5.9
Responses	95	94	95	95	93	94	95	95	95

Breakdowns 2

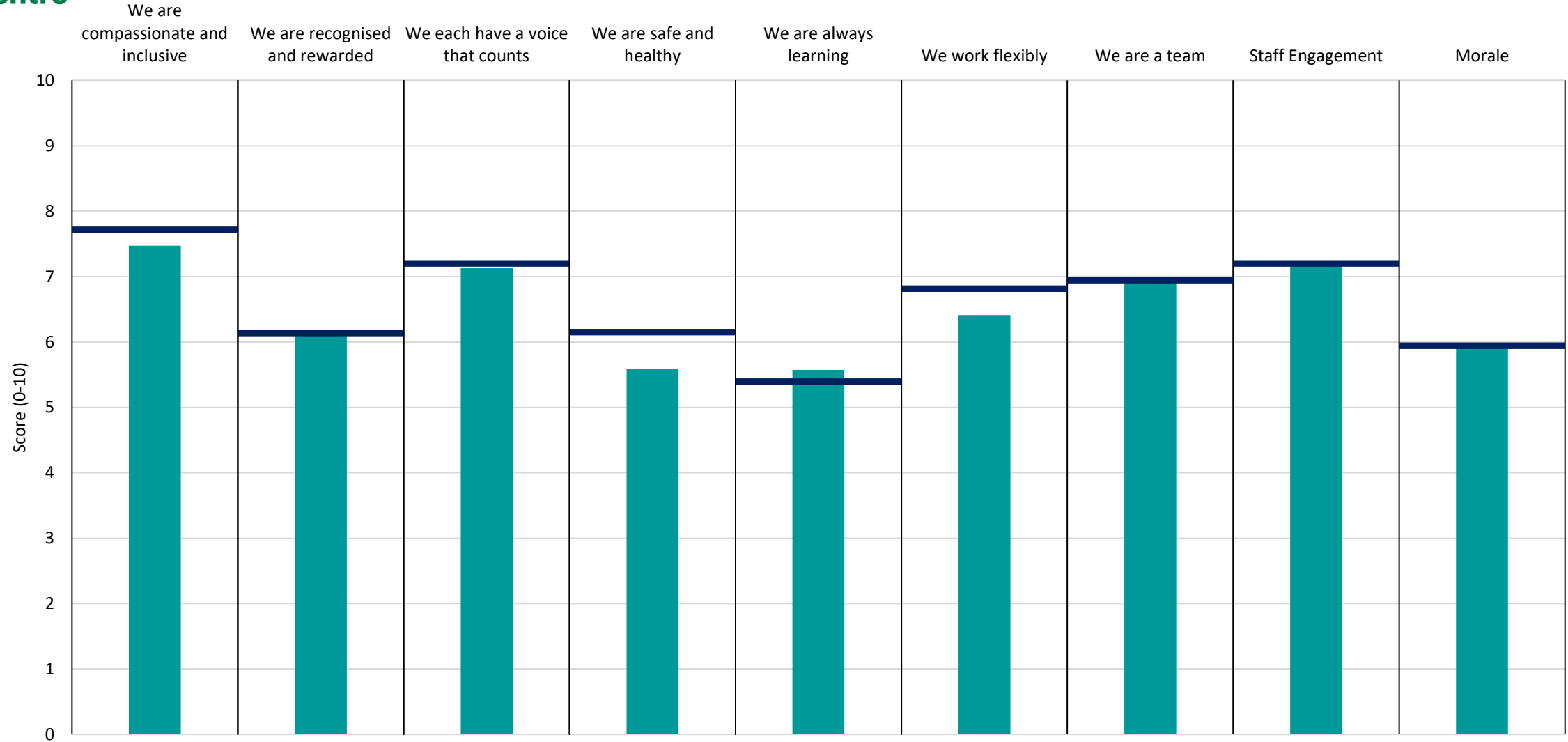
East Coast Community Healthcare
2022 NHS Staff Survey



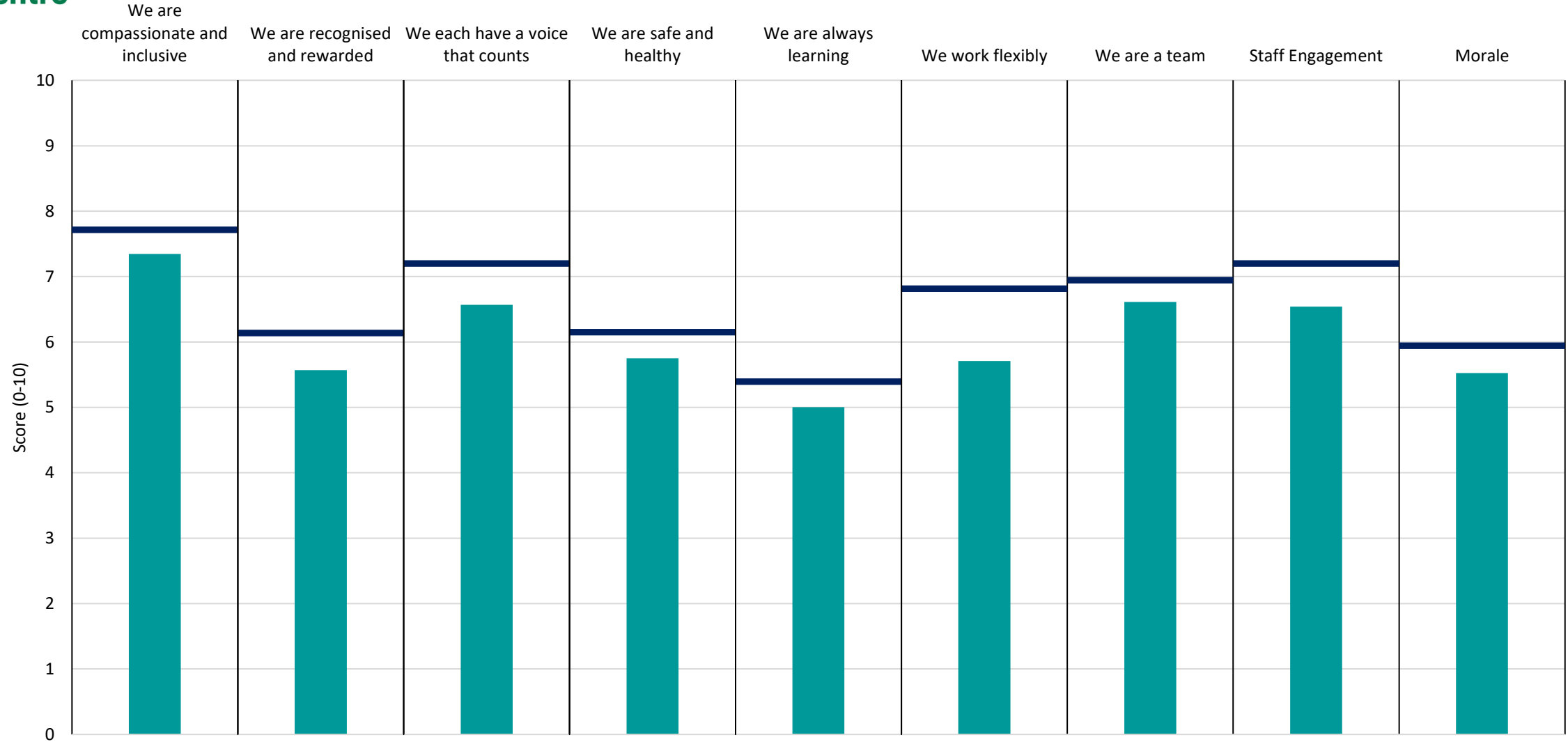
Breakdown	7.5	5.9	7.1	5.4	5.3	6.1	6.5	7.1	5.4
Your org	7.7	6.1	7.2	6.2	5.4	6.8	6.9	7.2	5.9
Responses	29	28	29	29	27	28	29	29	29



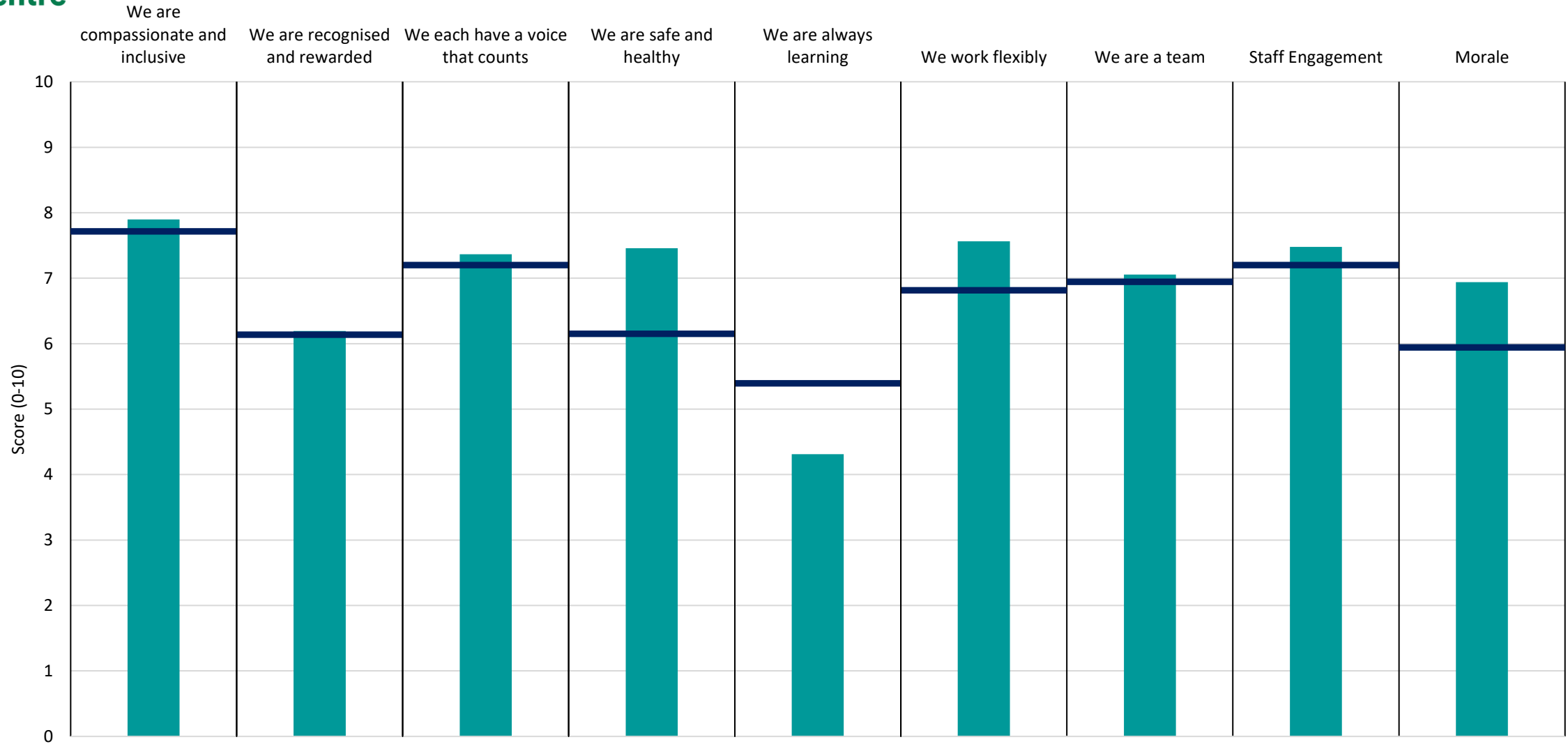
Breakdown	7.6	5.6	6.7	6.3	5.0	6.6	6.9	6.8	5.3
Your org	7.7	6.1	7.2	6.2	5.4	6.8	6.9	7.2	5.9
Responses	31	32	31	31	31	32	31	32	32



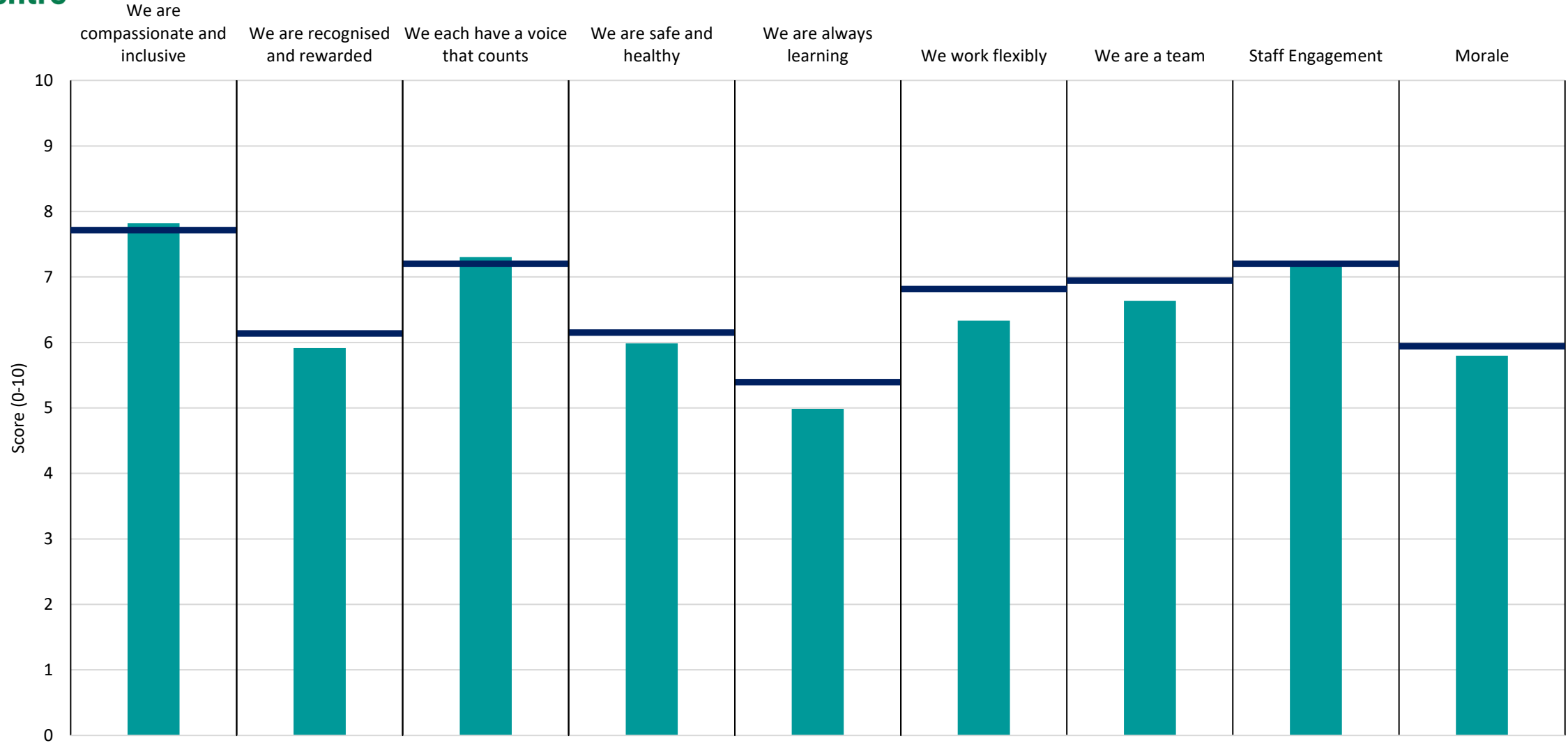
Breakdown	7.5	6.1	7.1	5.6	5.6	6.4	6.9	7.2	6.0
Your org	7.7	6.1	7.2	6.2	5.4	6.8	6.9	7.2	5.9
Responses	36	36	36	36	35	36	36	36	36



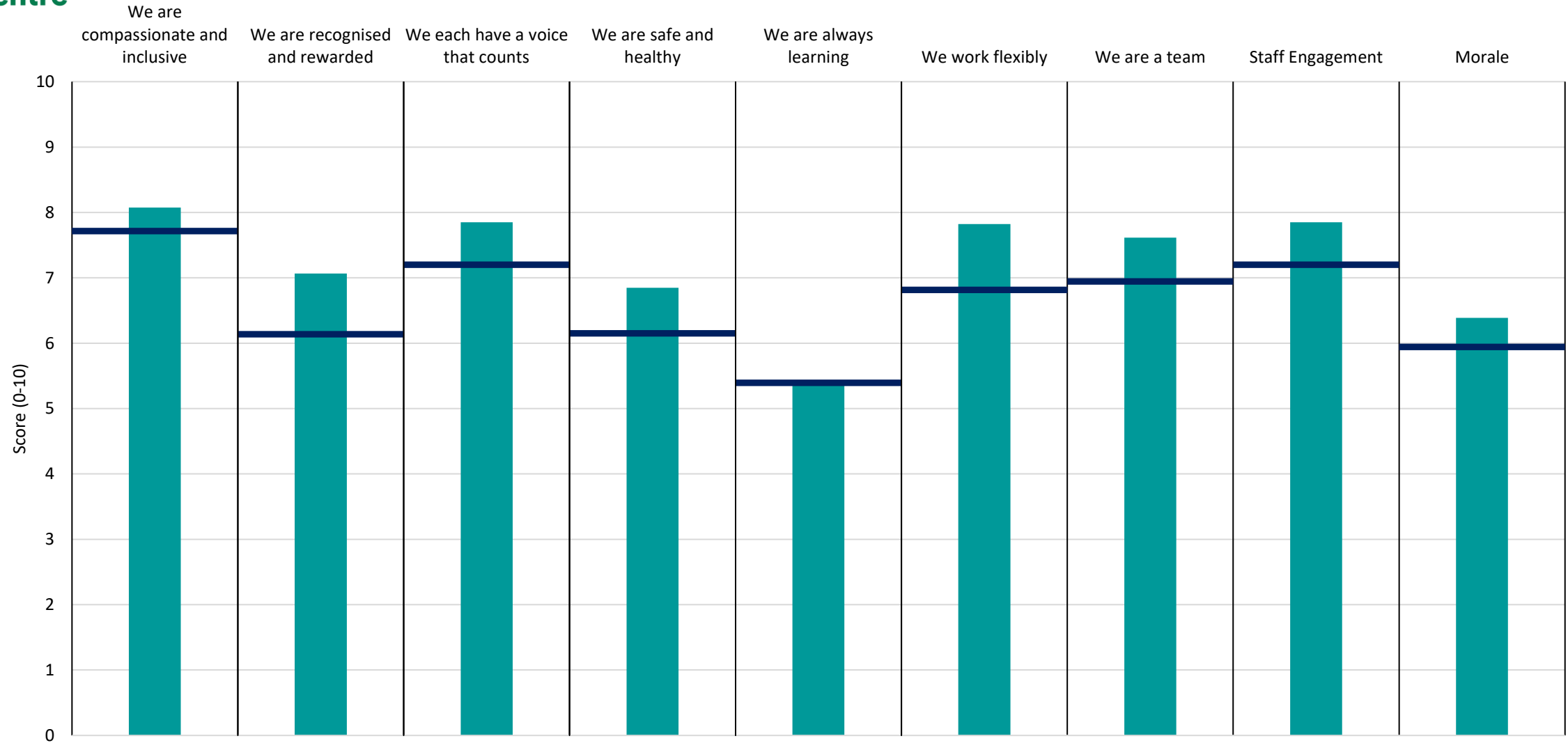
Breakdown	7.3	5.6	6.6	5.8	5.0	5.7	6.6	6.5	5.5
Your org	7.7	6.1	7.2	6.2	5.4	6.8	6.9	7.2	5.9
Responses	44	44	44	44	41	44	44	44	44



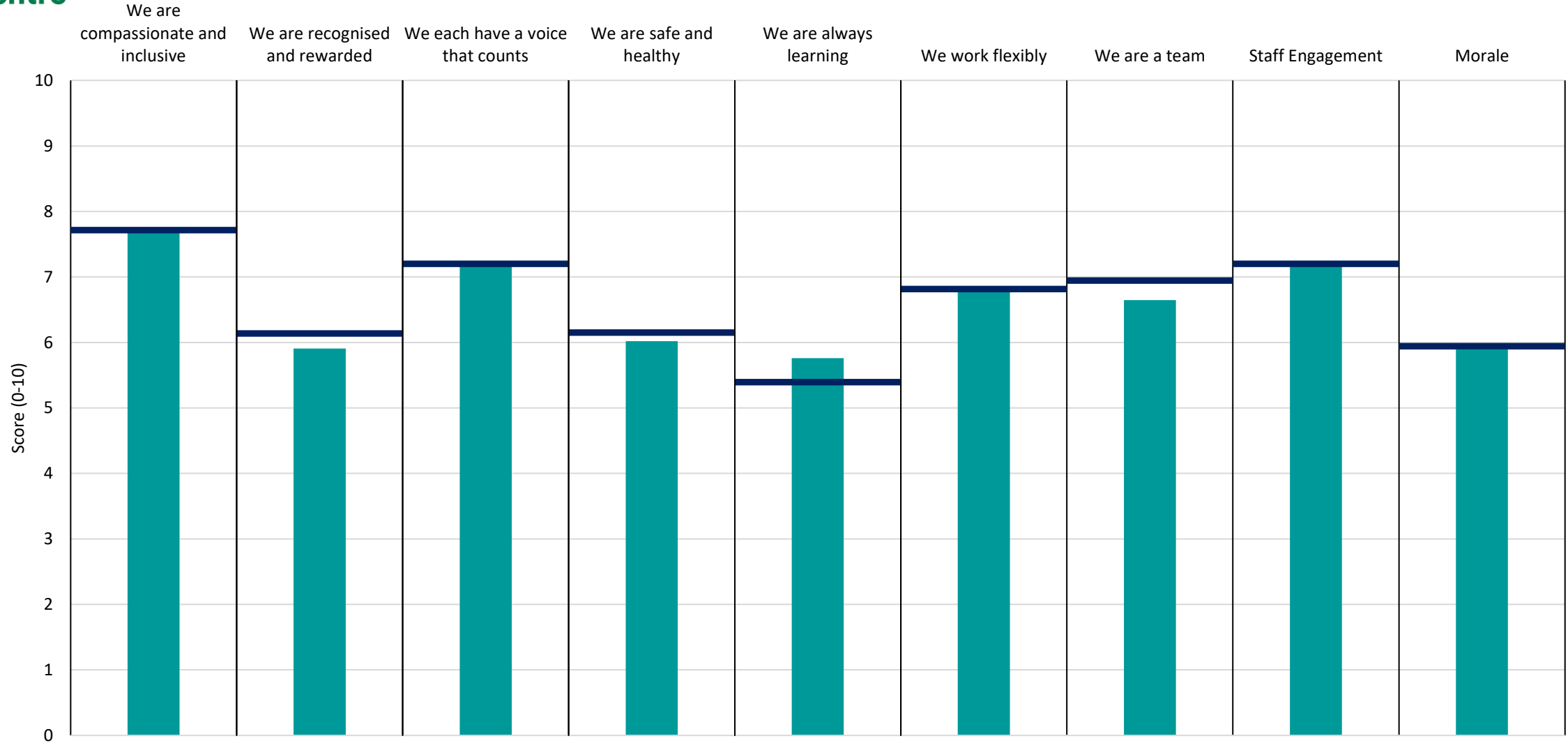
Breakdown	7.9	6.2	7.4	7.5	4.3	7.6	7.1	7.5	6.9
Your org	7.7	6.1	7.2	6.2	5.4	6.8	6.9	7.2	5.9
Responses	13	13	13	13	12	13	13	13	13



Breakdown	7.8	5.9	7.3	6.0	5.0	6.3	6.6	7.2	5.8
Your org	7.7	6.1	7.2	6.2	5.4	6.8	6.9	7.2	5.9
Responses	52	52	52	52	44	52	52	52	52



Breakdown	8.1	7.1	7.8	6.8	5.4	7.8	7.6	7.8	6.4
Your org	7.7	6.1	7.2	6.2	5.4	6.8	6.9	7.2	5.9
Responses	31	31	31	31	30	31	31	31	31



Breakdown	7.7	5.9	7.2	6.0	5.8	6.8	6.6	7.2	5.9
Your org	7.7	6.1	7.2	6.2	5.4	6.8	6.9	7.2	5.9
Responses	32	32	32	32	30	32	32	32	32