

# Isle of Wight NHS Trust (ambulance sector)

2021 NHS Staff Survey

**Directorate Report**

**Contents**

Introduction . . . . .	3
People Promise element and theme results – Directorates 1 . . . . .	4
470 2Ambulance & Patient Transport Service . . . . .	5
People Promise element and theme results – Directorates 2 . . . . .	6
470 3Ambulance . . . . .	7

This directorate report for Isle of Wight NHS Trust (ambulance sector) contains results by directorate for People Promise element and theme results from the 2021 NHS Staff Survey. These results are compared to the unweighted average for your organisation.

**Please note:** It is possible that there are differences between the 'Your org' scores reported in this directorate report and those in the benchmark report. This is because the results in the benchmark report are weighted to allow for fair comparisons between organisations of a similar type. However, in this report comparisons are made within your organisation so the unweighted organisation result is a more appropriate point of comparison.

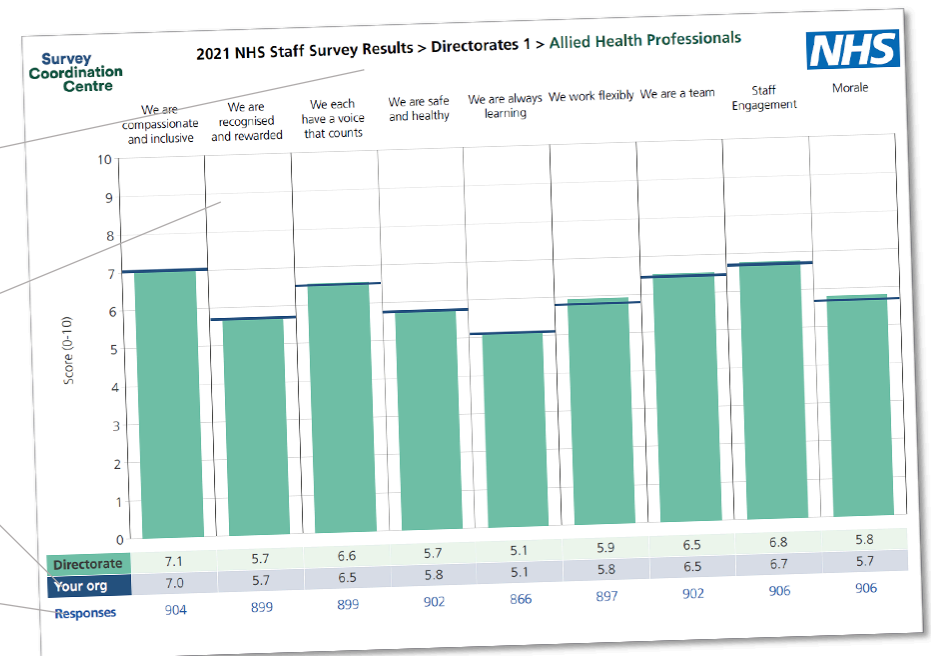
The directorate breakdowns used in this report were provided and defined by Isle of Wight NHS Trust (ambulance sector). Details of how the People Promise element and theme scores were calculated are included in the Technical Document, available to download from our [results website](#).

## Key features

Breakdown type and **directorate name** are specified in the header. Black text in the header is hyperlinked: clicking on '2021 NHS Staff Survey Results' navigates back to the contents page.

Directorate results are presented in the context of the (unweighted) **organisation average ('Your org')**, so it is easy to tell if a directorate is performing better or worse than the organisation average. For all People Promise element and theme results, a higher score is a better result than a lower score.

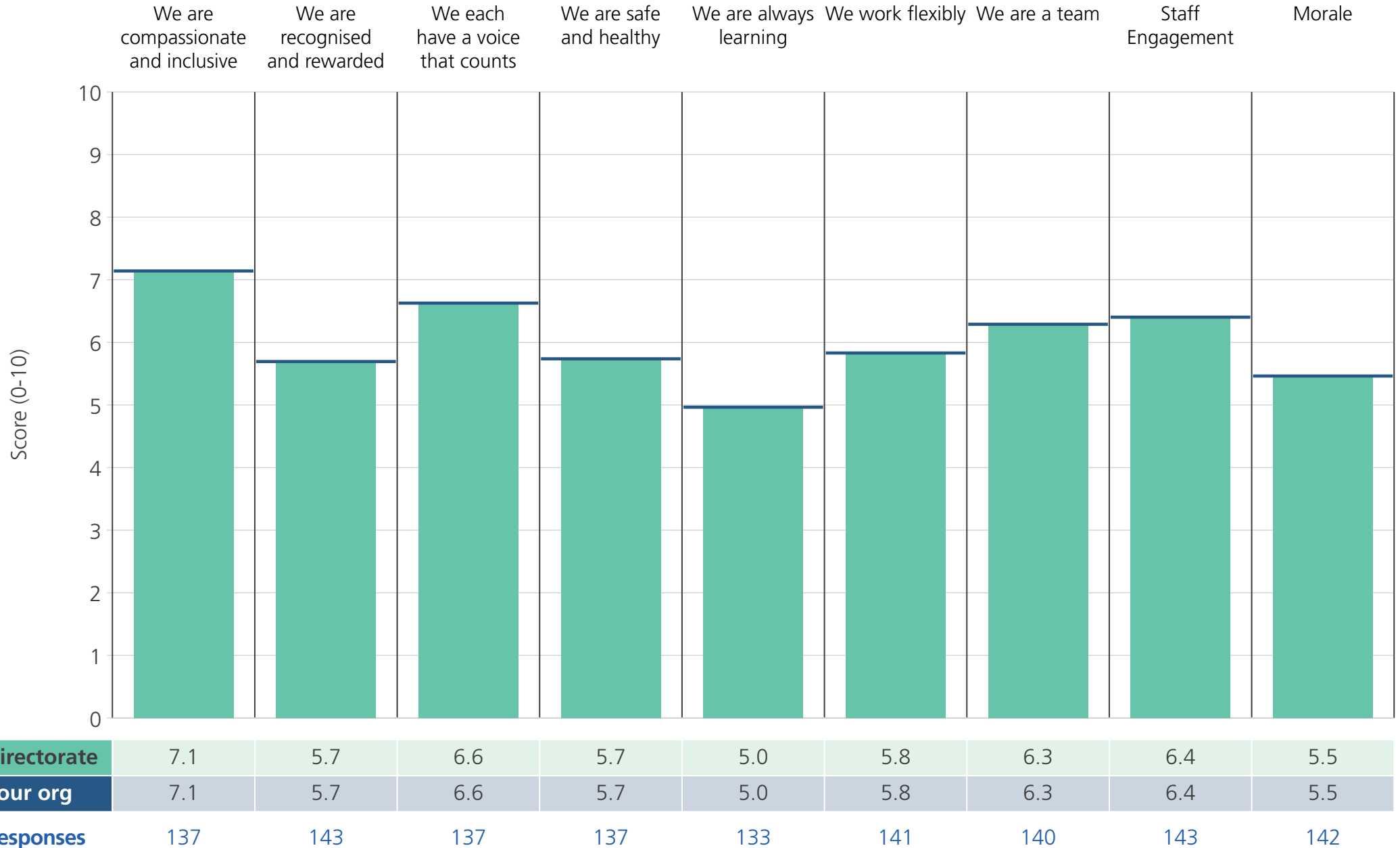
The **number of responses** feeding into each measures and sub-scores **for the given directorate** is specified below the table containing the directorate and trust scores.



**! Note:** when there are less than 11 responses in a group, results are suppressed to protect staff confidentiality

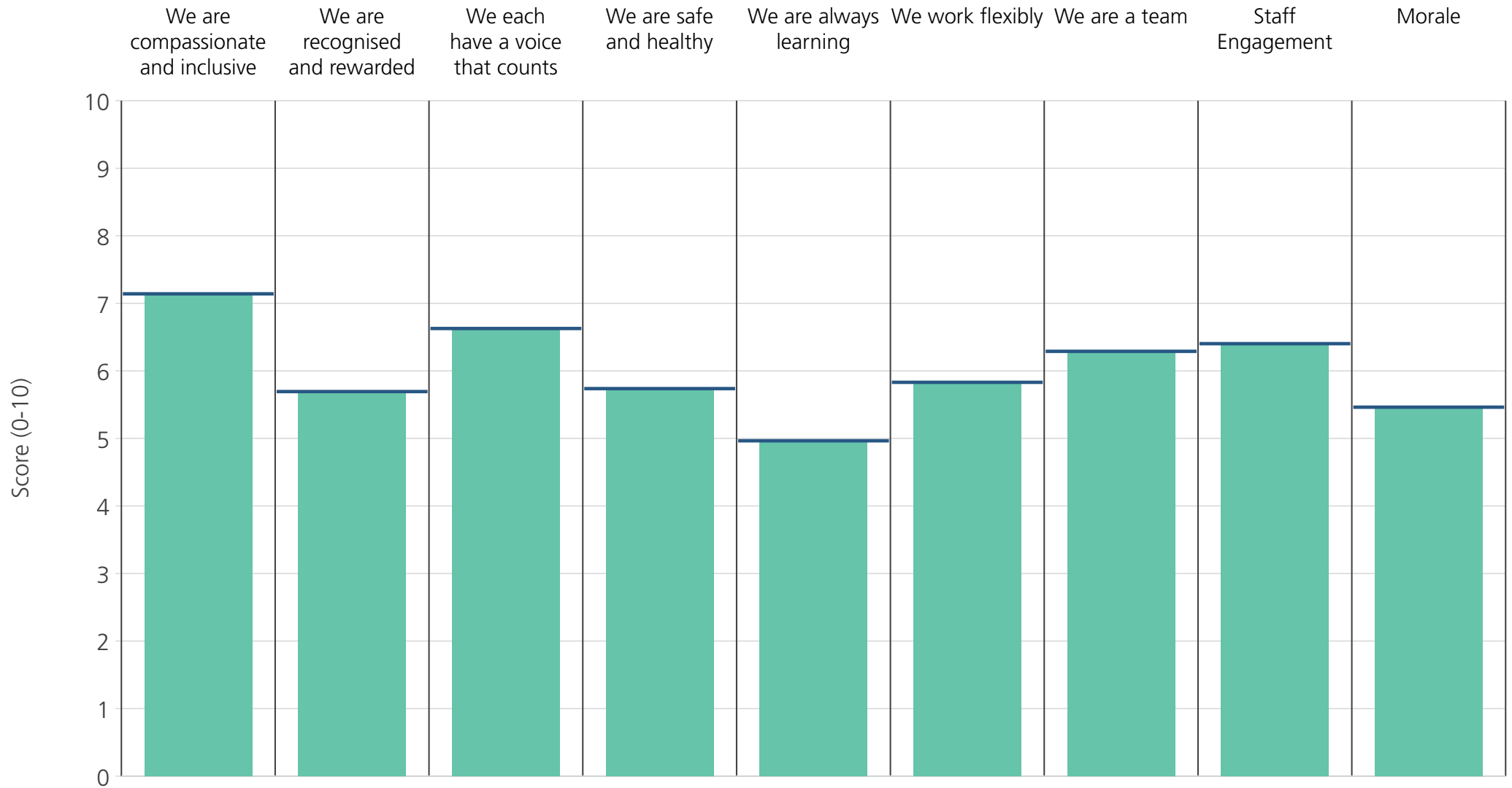
# Directorates 1

Isle of Wight NHS Trust (ambulance sector)  
2021 NHS Staff Survey Results



# Directorates 2

Isle of Wight NHS Trust (ambulance sector)  
2021 NHS Staff Survey Results



<b>Directorate</b>	7.1	5.7	6.6	5.7	5.0	5.8	6.3	6.4	5.5
<b>Your org</b>	7.1	5.7	6.6	5.7	5.0	5.8	6.3	6.4	5.5
<b>Responses</b>	137	143	137	137	133	141	140	143	142