

NHS Salford CCG

2021 NHS Staff Survey

Directorate Report

Contents

Introduction	3
People Promise element and theme results – Directorates 1	4
892 L3 Governing Body	5
892 L3 Operations	6
People Promise element and theme results – Directorates 2	7
892 L4 Commissioning	8
892 L4 Corporate Services	9
892 L4 Finance	10
892 L4 Governing Body / Clinical Leadership	11
892 L4 Quality & Innovation	12

This directorate report for NHS Salford CCG contains results by directorate for People Promise element and theme results from the 2021 NHS Staff Survey. These results are compared to the unweighted average for your organisation.

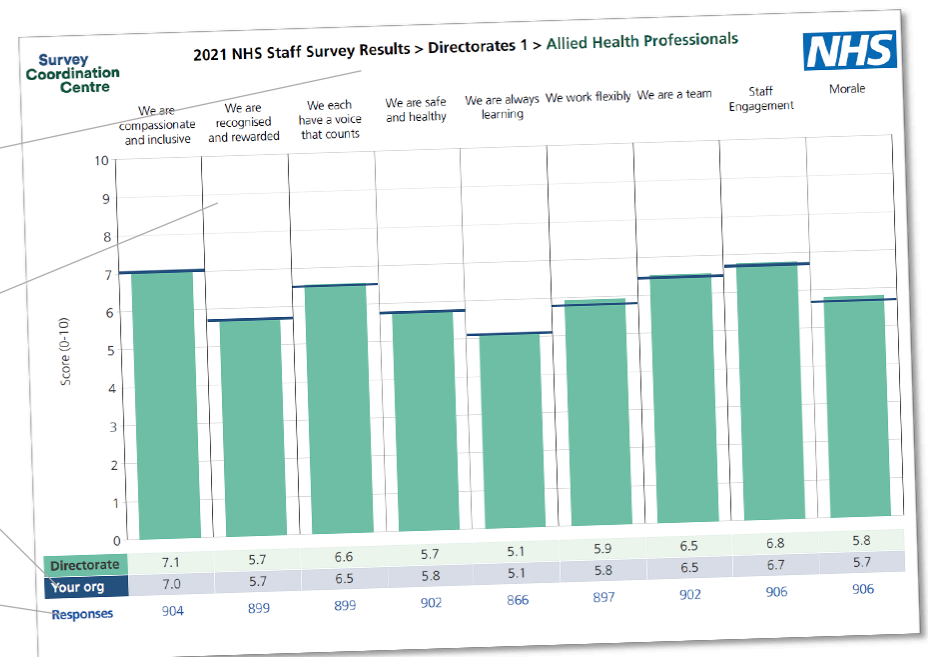
The directorate breakdowns used in this report were provided and defined by NHS Salford CCG. Details of how the People Promise element and theme scores were calculated are included in the Technical Document, available to download from our [results website](#).

Key features

Breakdown type and **directorate name** are specified in the header. Black text in the header is hyperlinked: clicking on '2021 NHS Staff Survey Results' navigates back to the contents page.

Directorate results are presented in the context of the (unweighted) **organisation average ('Your org')**, so it is easy to tell if a directorate is performing better or worse than the organisation average. For all People Promise element and theme results, a higher score is a better result than a lower score.

The **number of responses** feeding into each measures and sub-scores **for the given directorate** is specified below the table containing the directorate and trust scores.

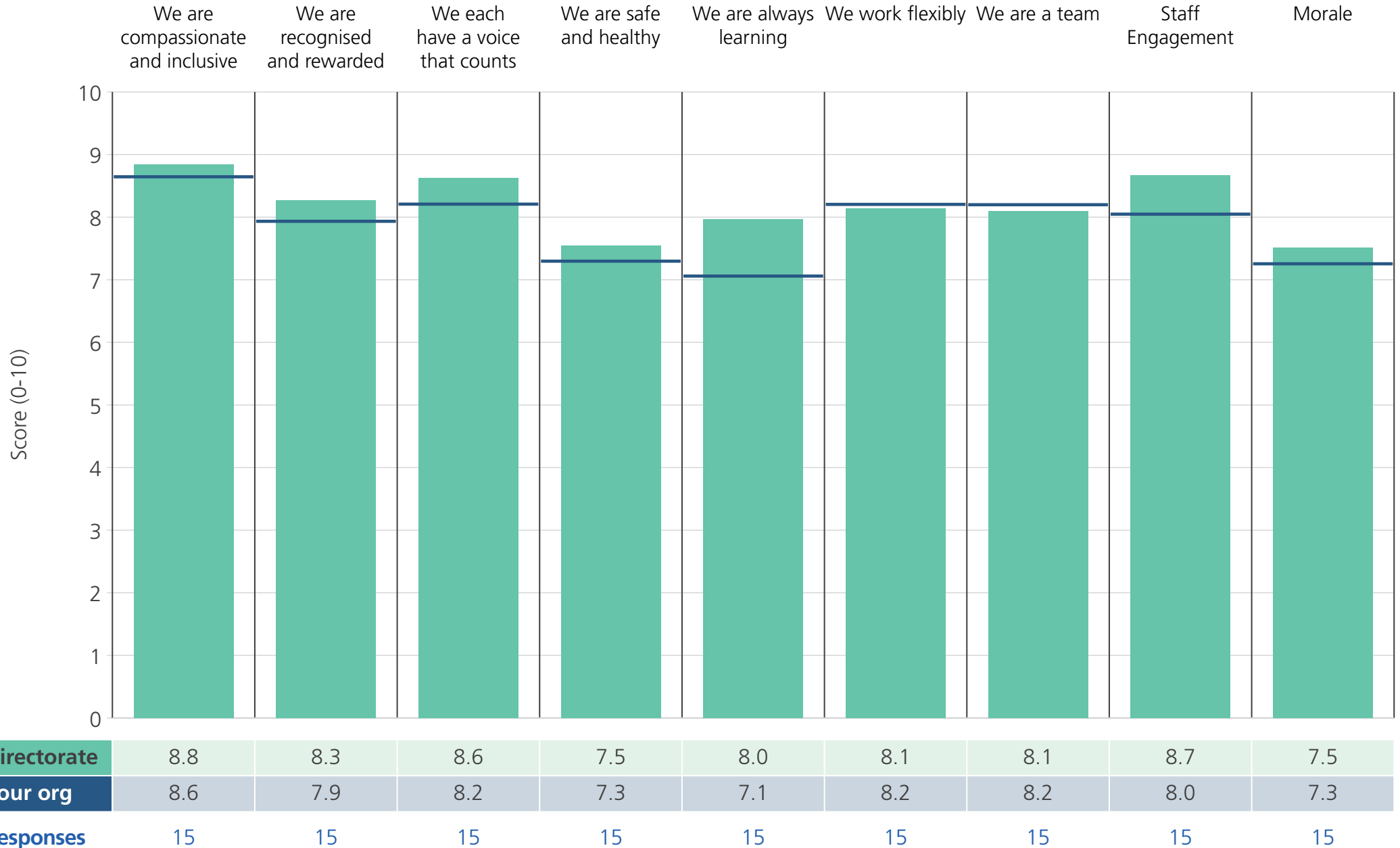


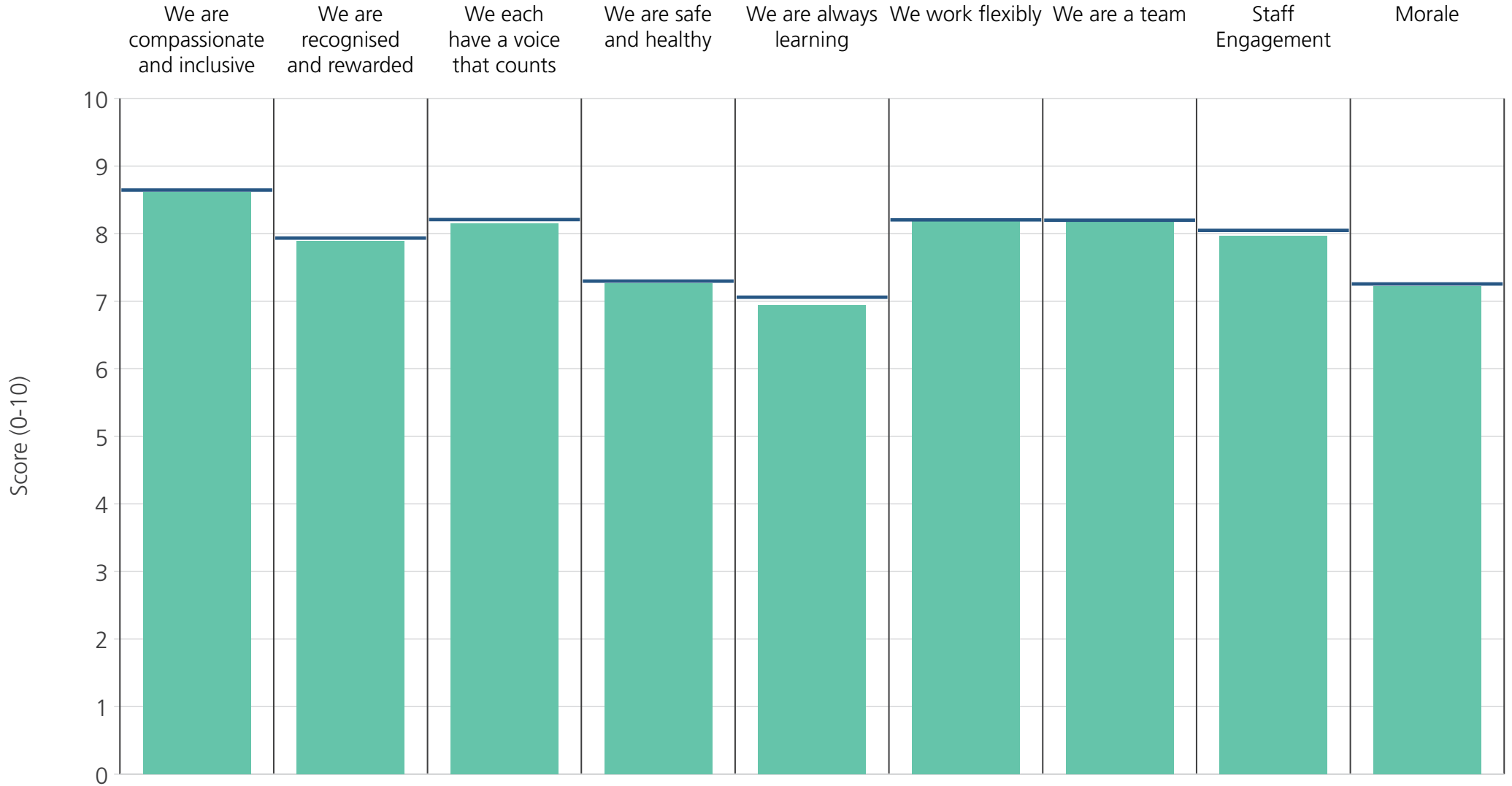
! Note: when there are less than 11 responses in a group, results are suppressed to protect staff confidentiality

Directorates 1

NHS Salford CCG

2021 NHS Staff Survey Results





Directorate	8.6	7.9	8.2	7.3	6.9	8.2	8.2	8.0	7.2
Your org	8.6	7.9	8.2	7.3	7.1	8.2	8.2	8.0	7.3
Responses	113	114	112	112	112	114	112	114	114

Directorates 2

NHS Salford CCG

2021 NHS Staff Survey Results

