

# Derbyshire Healthcare NHS Foundation Trust

2020 NHS Staff Survey

**Directorate Report**

**Contents**

Introduction . . . . .	3
Themes – Directorates 1 . . . . .	4
Adult Care Acute . . . . .	5
Adult Care Community . . . . .	6
Children's Services . . . . .	7
Clinical Serv Management . . . . .	8
Corporate Central . . . . .	9
Estates + Facilities . . . . .	10
Finance Services . . . . .	11
Forensic + Mh Rehab . . . . .	12
Med Education & Crd . . . . .	13
Nursing + Quality . . . . .	14
Older Peoples Care . . . . .	15
Ops Support . . . . .	16
Other . . . . .	17
Psychology . . . . .	18
Specialist Care Services . . . . .	19

This directorate report for Derbyshire Healthcare NHS Foundation Trust contains results by directorate for themes from the 2020 NHS Staff Survey. These results are compared to the unweighted average for your organisation.

**Please note:** It is possible that there are differences between the 'Your org' scores reported in this directorate report and those in the benchmark report. This is because the results in the benchmark report are weighted to allow for fair comparisons between organisations of a similar type. However, in this report comparisons are made within your organisation so the unweighted organisation result is a more appropriate point of comparison.

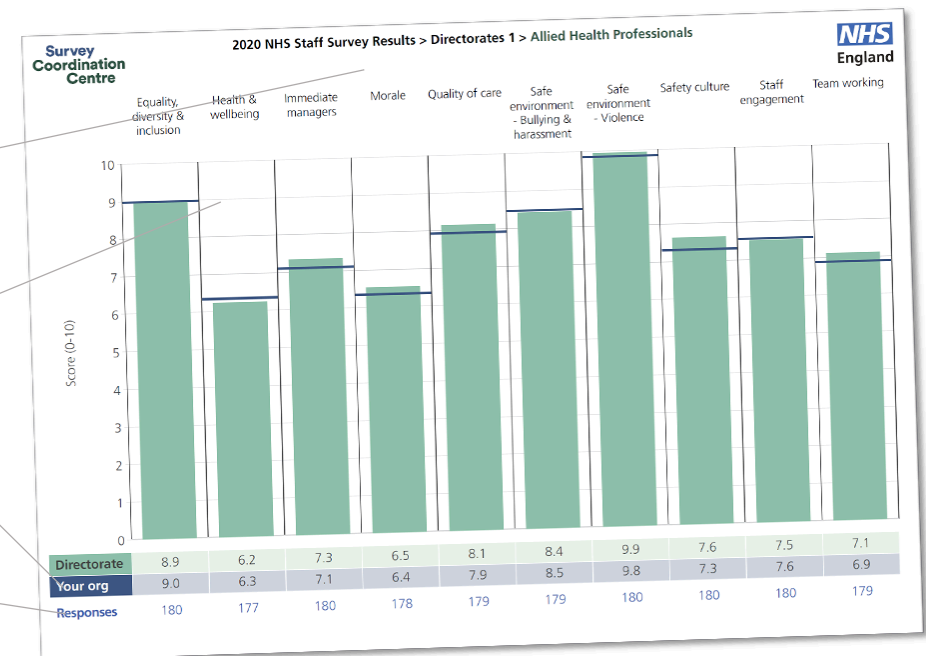
The directorate breakdowns used in this report were provided and defined by Derbyshire Healthcare NHS Foundation Trust. Details of how the theme scores were calculated are included in the Technical Document, available to download from our [results website](#).

## Key features

Breakdown type and **directorate name** are specified in the header. Black text in the header is hyperlinked: clicking on '2020 NHS Staff Survey Results' navigates back to the contents page.

Directorate results are presented in the context of the (unweighted) **organisation average ('Your org')**, so it is easy to tell if a directorate is performing better or worse than the organisation average. For all themes, a higher score is a better result than a lower score.

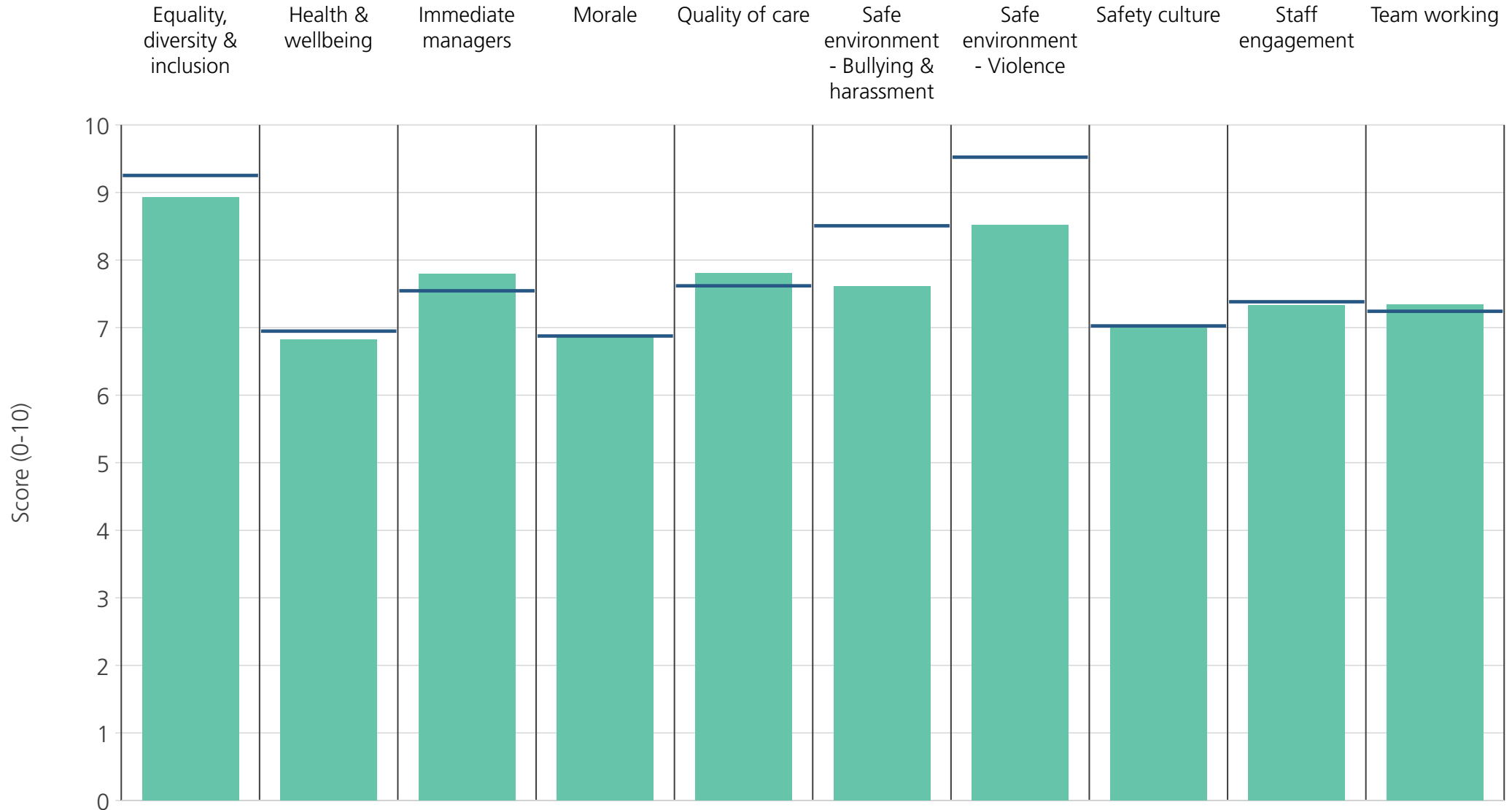
The **number of responses** feeding into each theme score **for the given directorate** is specified below the table containing the directorate and trust scores.



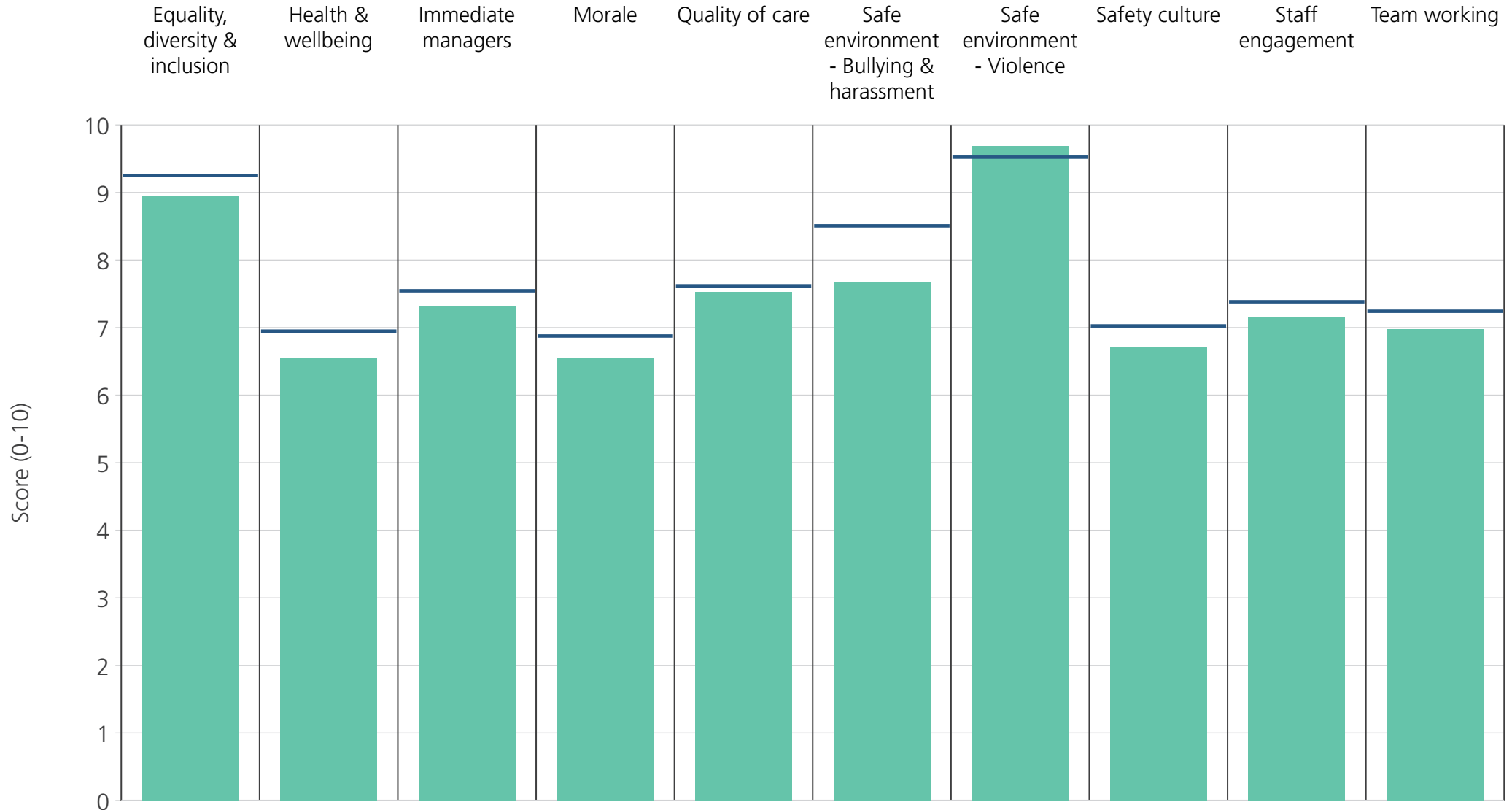
**! Note:** when there are less than 11 responses in a group, results are suppressed to protect staff confidentiality

# Directorates 1

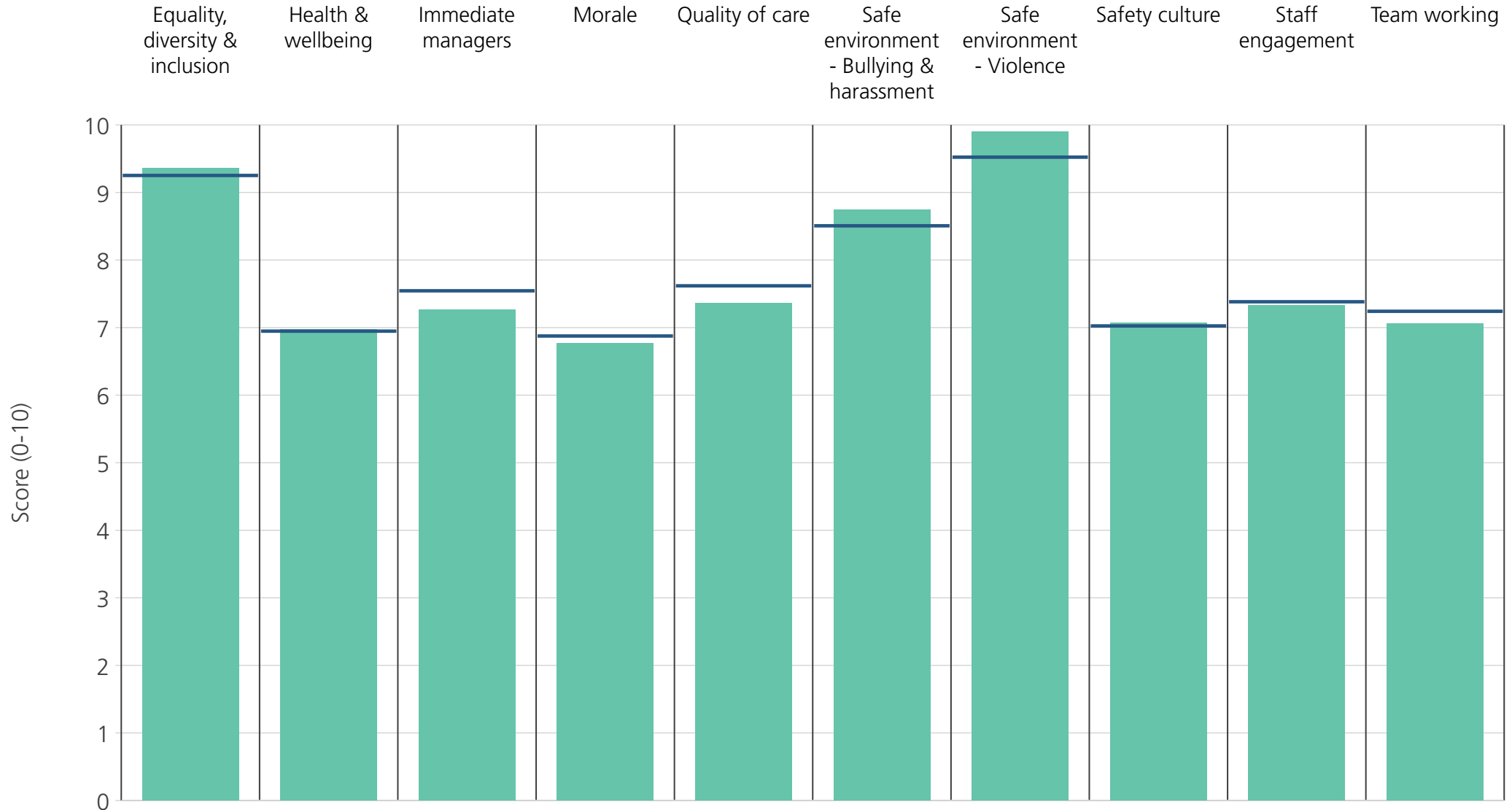
Derbyshire Healthcare NHS Foundation Trust  
2020 NHS Staff Survey Results



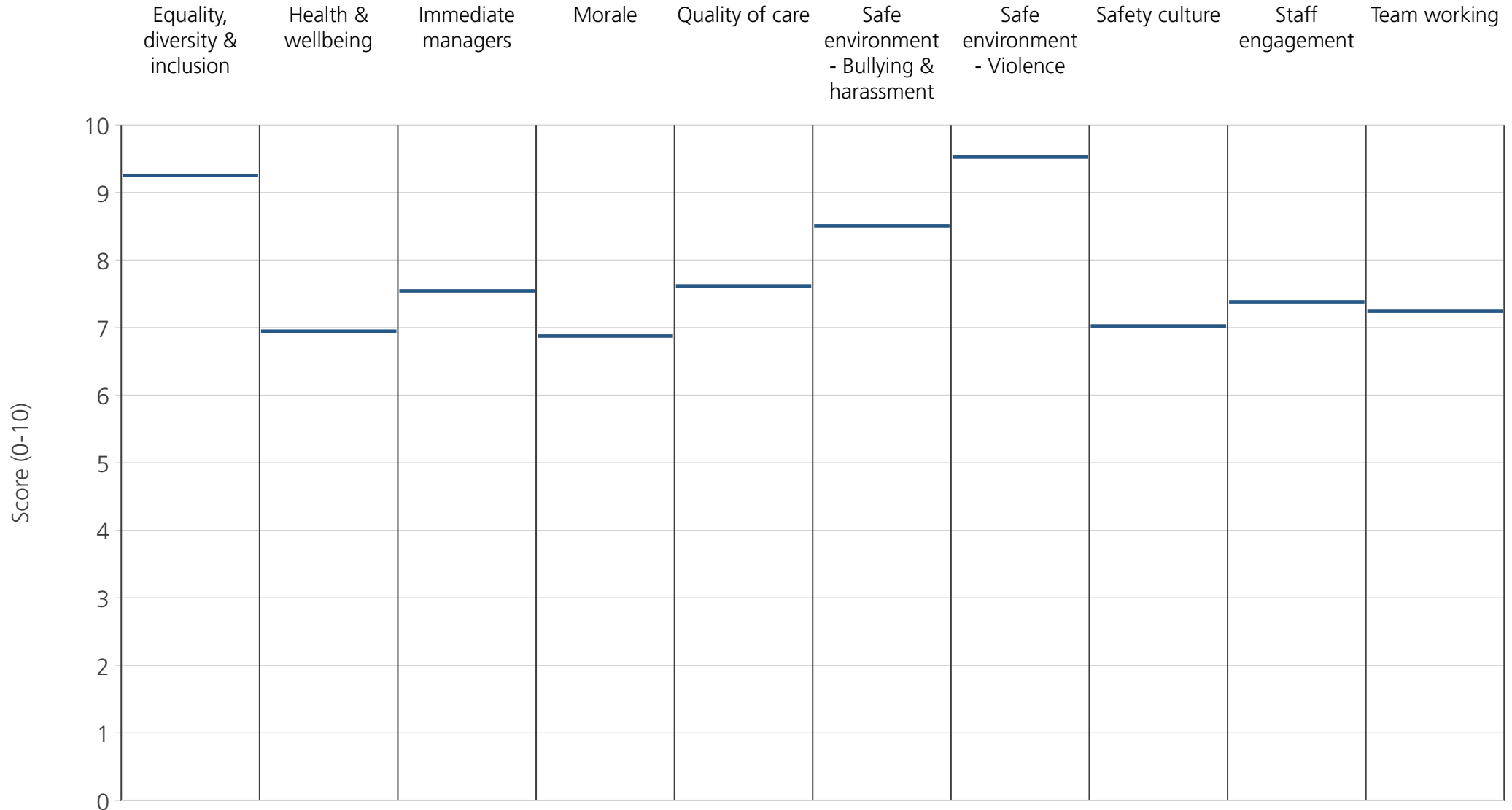
<b>Directorate</b>	8.9	6.8	7.8	6.9	7.8	7.6	8.5	7.0	7.3	7.3
<b>Your org</b>	9.3	6.9	7.5	6.9	7.6	8.5	9.5	7.0	7.4	7.2
<b>Responses</b>	237	238	238	237	228	238	238	238	238	235



<b>Directorate</b>	9.0	6.6	7.3	6.6	7.5	7.7	9.7	6.7	7.2	7.0
<b>Your org</b>	9.3	6.9	7.5	6.9	7.6	8.5	9.5	7.0	7.4	7.2
<b>Responses</b>	181	181	181	179	168	180	179	180	180	176

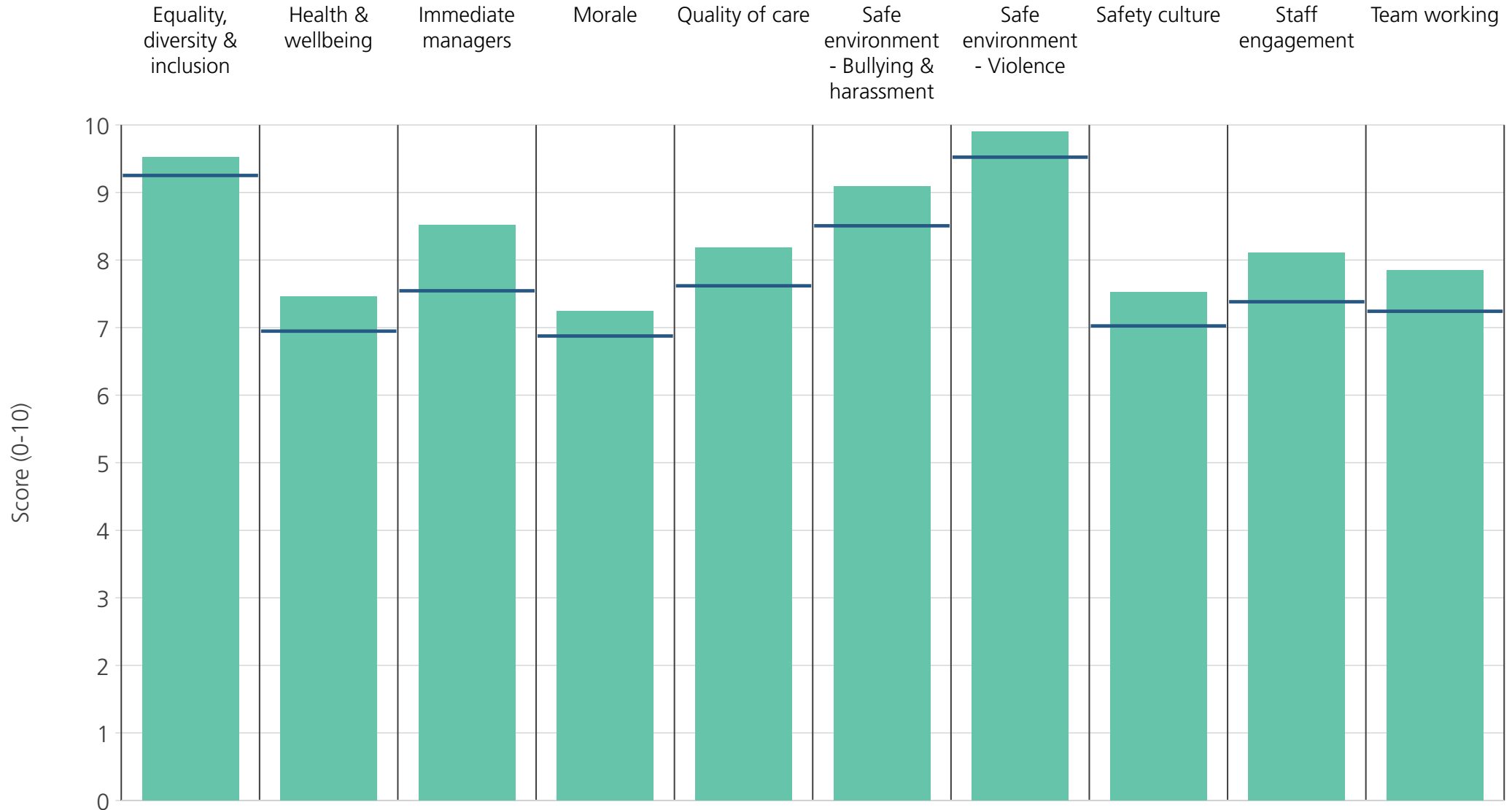


<b>Directorate</b>	9.4	7.0	7.3	6.8	7.4	8.7	9.9	7.1	7.3	7.1
<b>Your org</b>	9.3	6.9	7.5	6.9	7.6	8.5	9.5	7.0	7.4	7.2
<b>Responses</b>	298	301	299	299	271	300	301	300	301	297

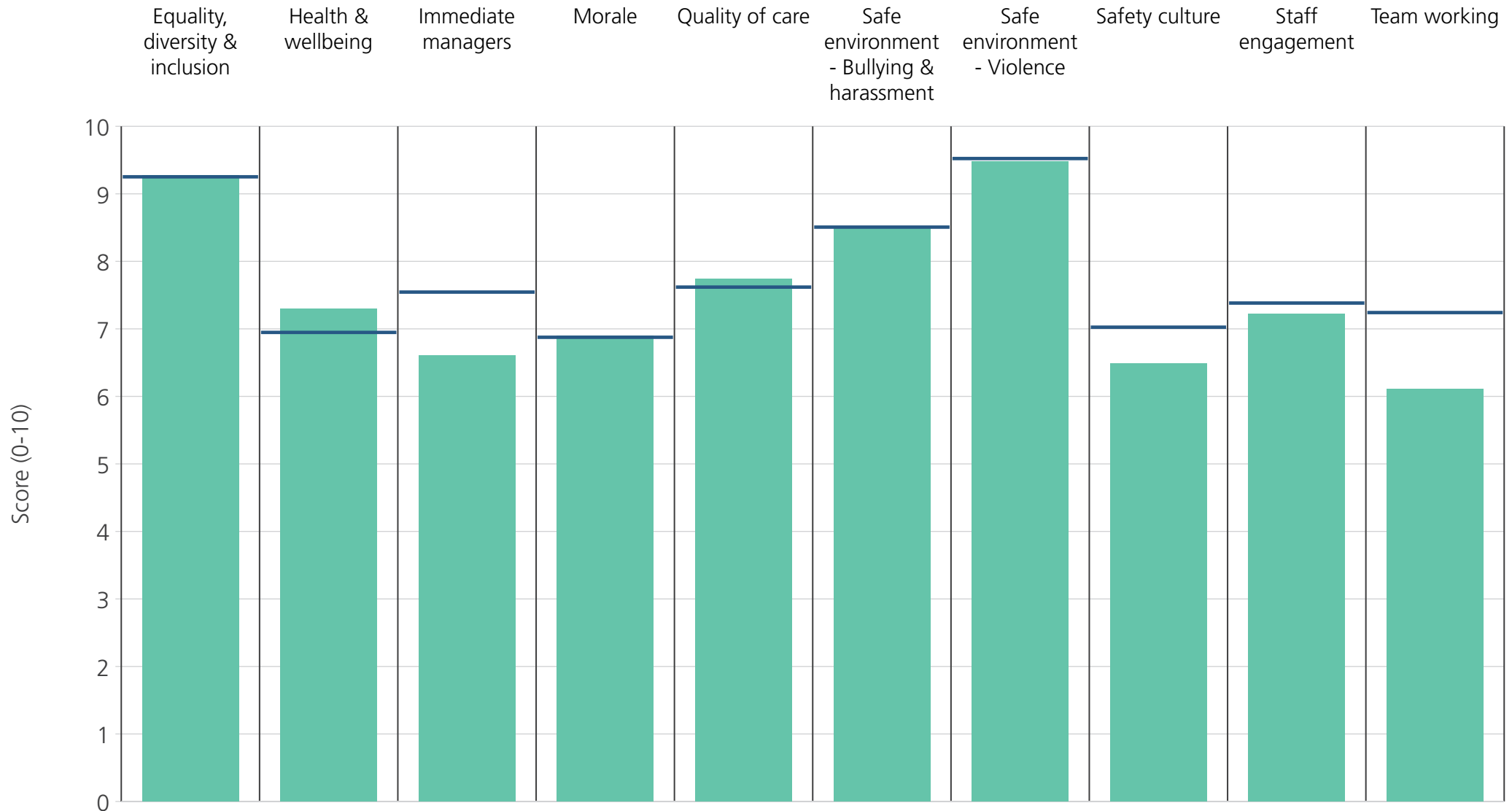


<b>Directorate</b>										
<b>Your org</b>	9.3	6.9	7.5	6.9	7.6	8.5	9.5	7.0	7.4	7.2
<b>Responses</b>	10	10	10	10	8	10	10	10	10	10

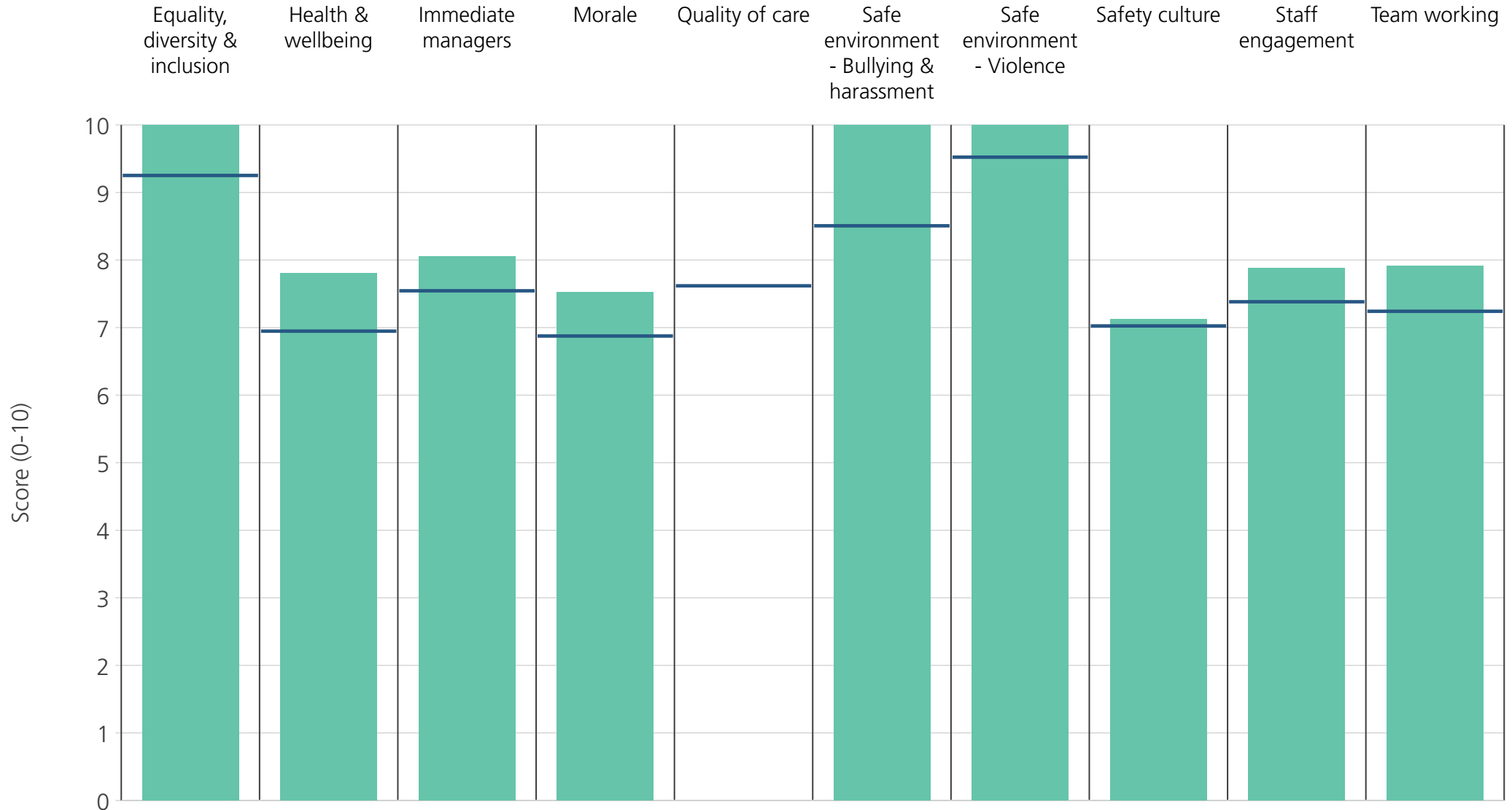




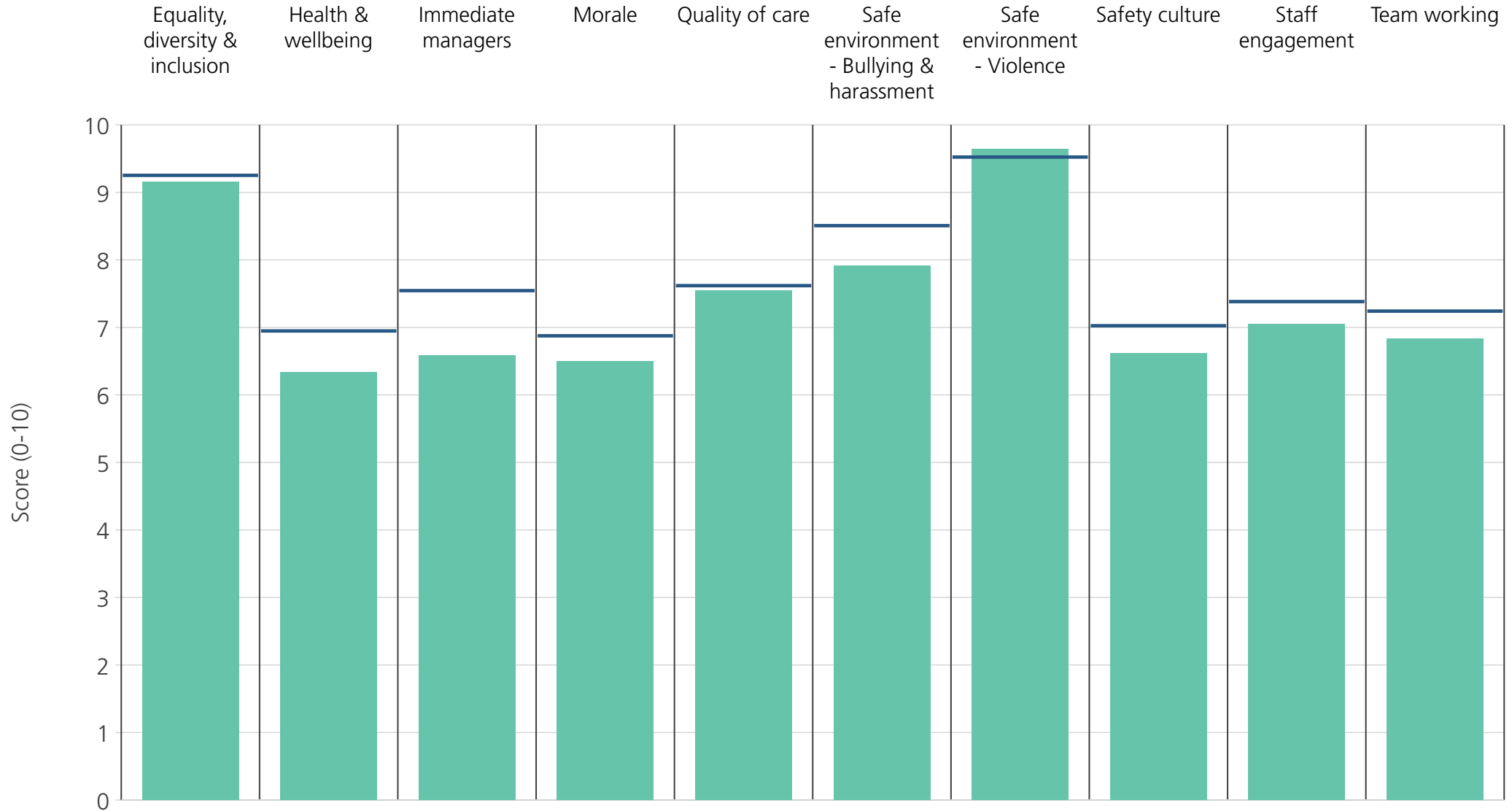
<b>Directorate</b>	9.5	7.5	8.5	7.2	8.2	9.1	9.9	7.5	8.1	7.9
<b>Your org</b>	9.3	6.9	7.5	6.9	7.6	8.5	9.5	7.0	7.4	7.2
<b>Responses</b>	33	33	33	33	11	33	33	33	33	32



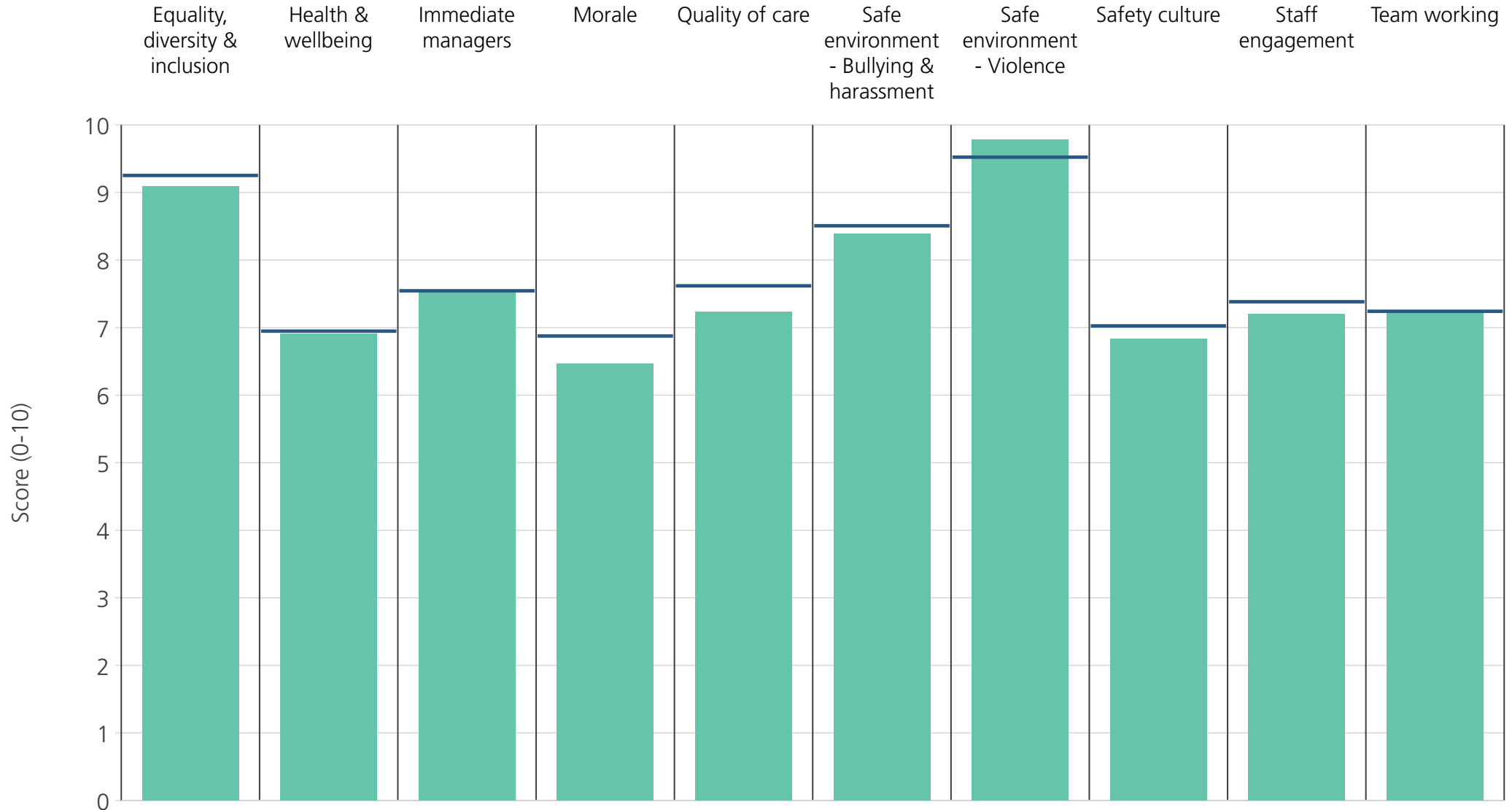
<b>Directorate</b>	9.3	7.3	6.6	6.9	7.7	8.5	9.5	6.5	7.2	6.1
<b>Your org</b>	9.3	6.9	7.5	6.9	7.6	8.5	9.5	7.0	7.4	7.2
<b>Responses</b>	101	104	104	102	75	101	103	104	105	100



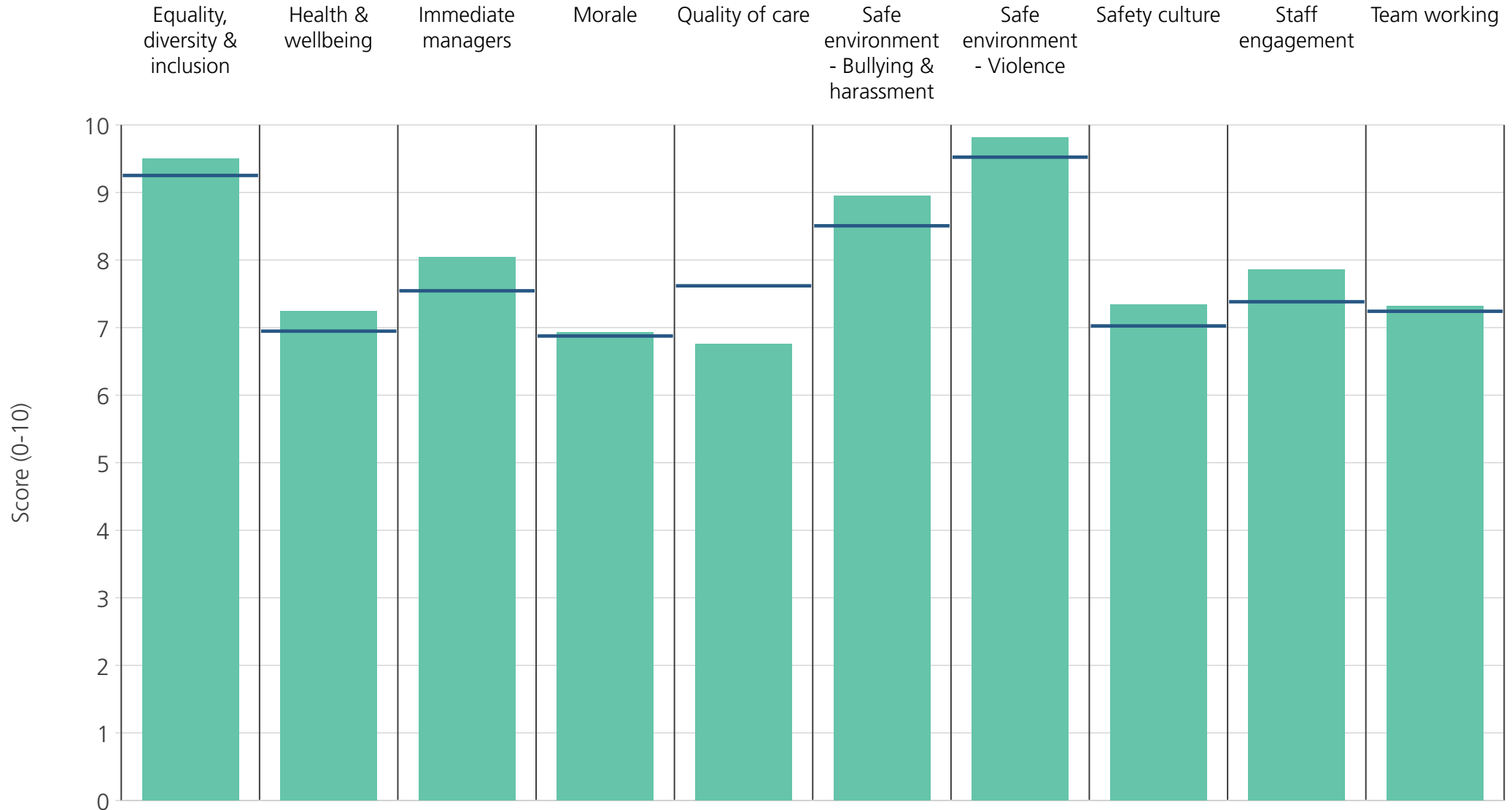
<b>Directorate</b>	10.0	7.8	8.0	7.5		10.0	10.0	7.1	7.9	7.9
<b>Your org</b>	9.3	6.9	7.5	6.9	7.6	8.5	9.5	7.0	7.4	7.2
<b>Responses</b>	21	21	21	21	4	21	21	21	21	21



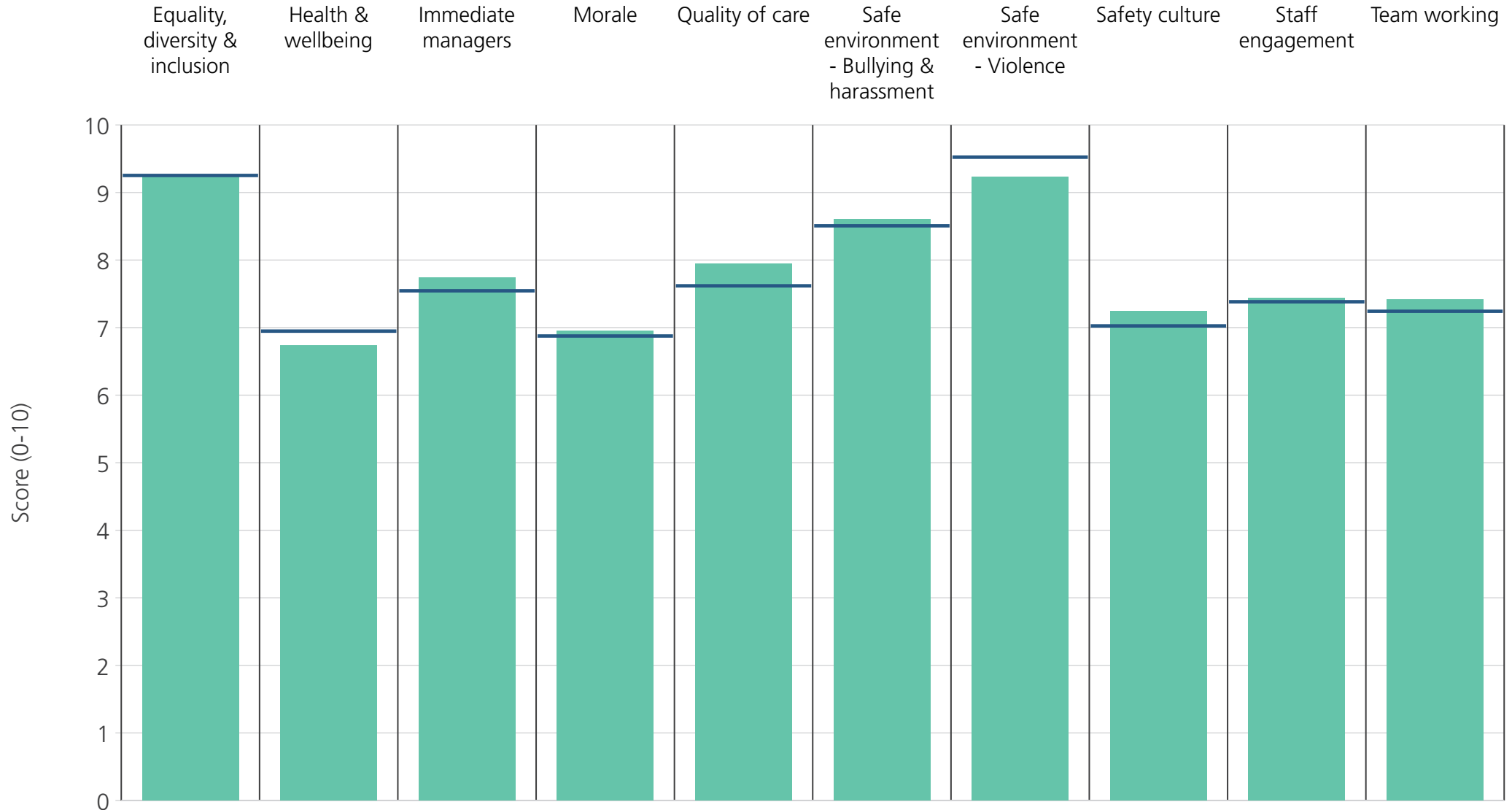
<b>Directorate</b>	9.2	6.3	6.6	6.5	7.5	7.9	9.6	6.6	7.0	6.8
<b>Your org</b>	9.3	6.9	7.5	6.9	7.6	8.5	9.5	7.0	7.4	7.2
<b>Responses</b>	56	55	56	56	54	55	55	56	56	56



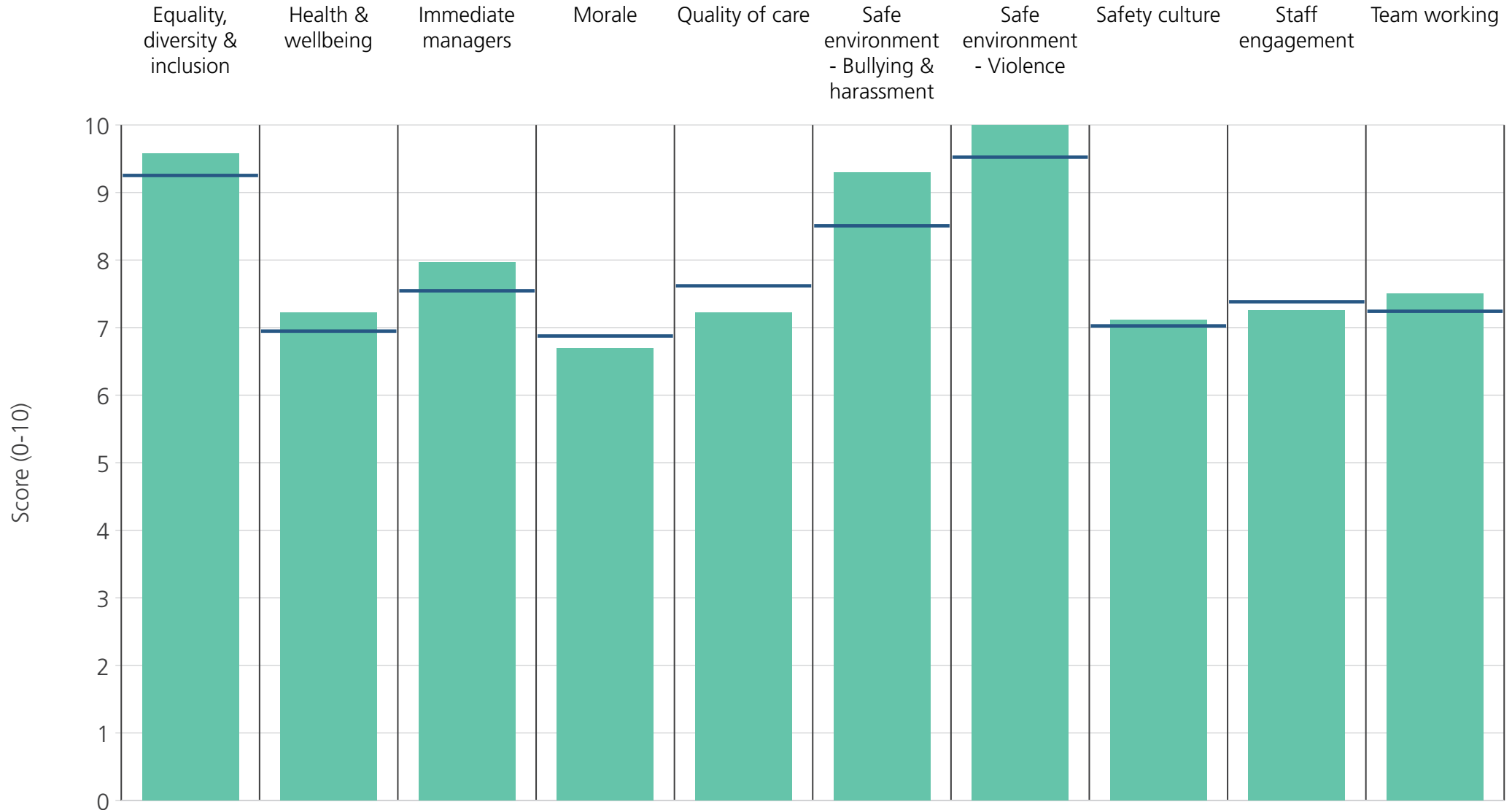
<b>Directorate</b>	9.1	6.9	7.5	6.5	7.2	8.4	9.8	6.8	7.2	7.2
<b>Your org</b>	9.3	6.9	7.5	6.9	7.6	8.5	9.5	7.0	7.4	7.2
<b>Responses</b>	31	31	31	31	22	31	31	31	31	31



<b>Directorate</b>	9.5	7.2	8.0	6.9	6.8	9.0	9.8	7.3	7.9	7.3
<b>Your org</b>	9.3	6.9	7.5	6.9	7.6	8.5	9.5	7.0	7.4	7.2
<b>Responses</b>	35	35	35	35	22	35	35	35	35	34

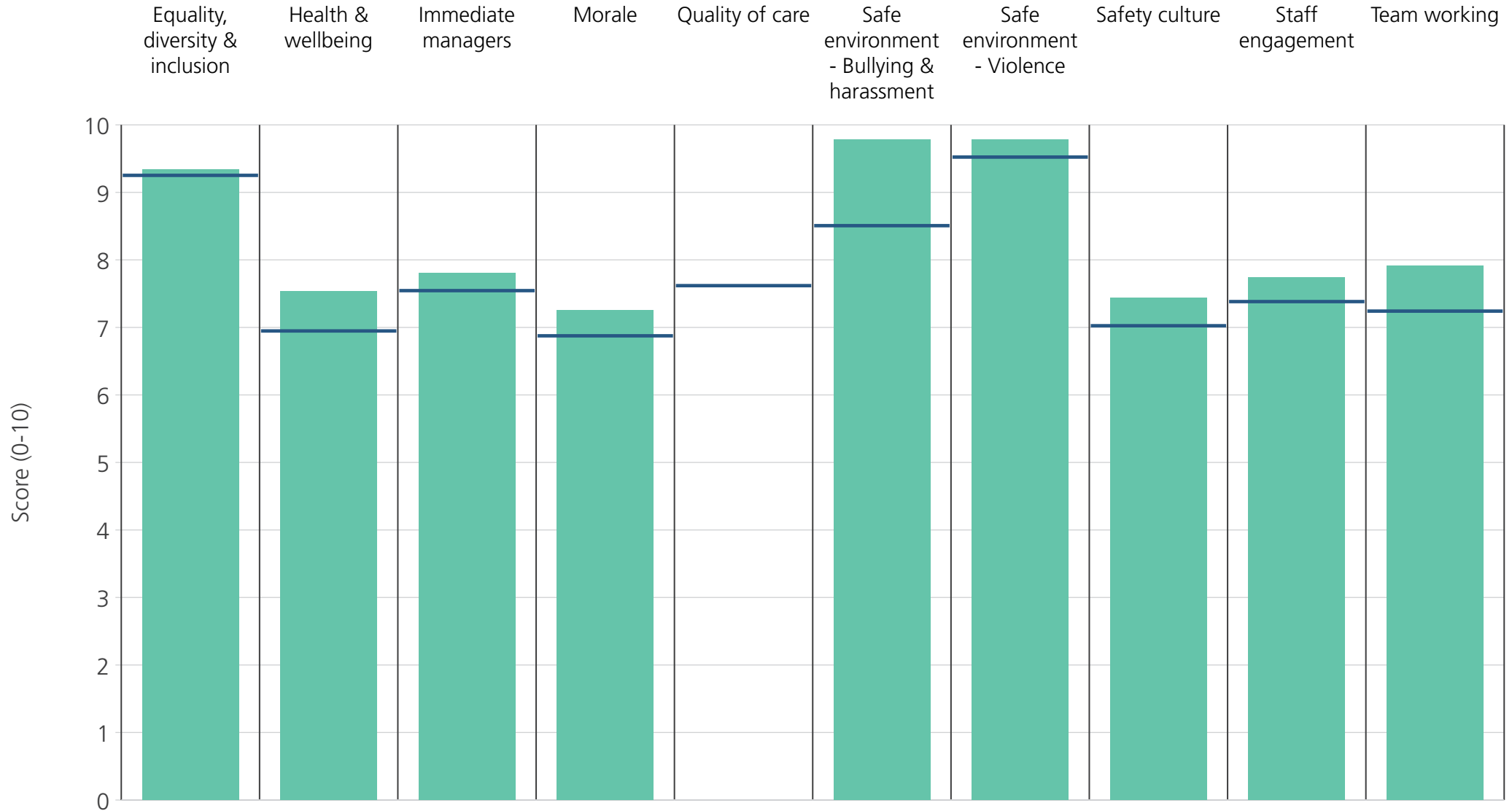


<b>Directorate</b>	9.2	6.7	7.7	7.0	7.9	8.6	9.2	7.2	7.4	7.4
<b>Your org</b>	9.3	6.9	7.5	6.9	7.6	8.5	9.5	7.0	7.4	7.2
<b>Responses</b>	238	240	238	238	227	238	239	239	238	236

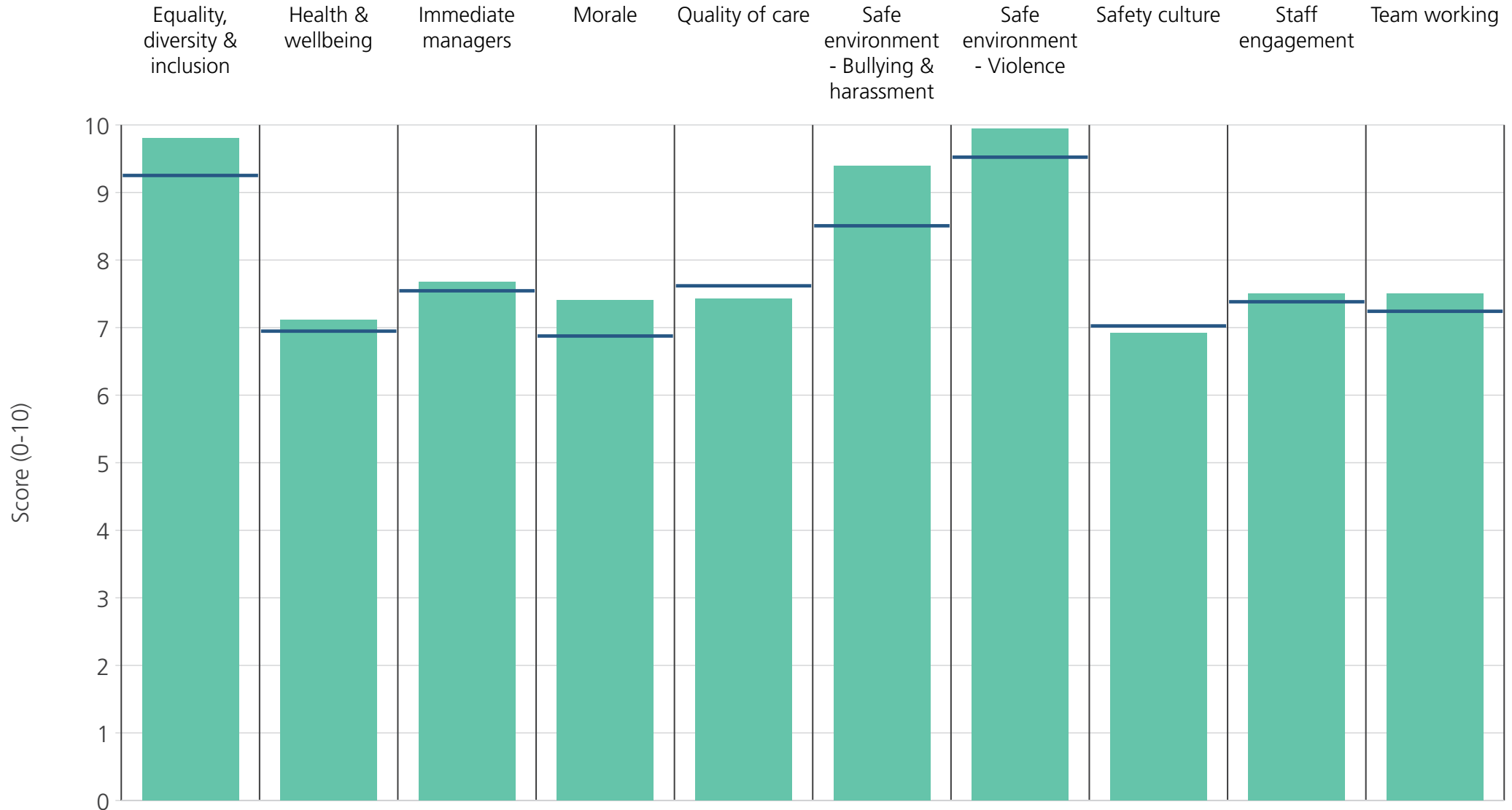


<b>Directorate</b>	9.6	7.2	8.0	6.7	7.2	9.3	10.0	7.1	7.2	7.5
<b>Your org</b>	9.3	6.9	7.5	6.9	7.6	8.5	9.5	7.0	7.4	7.2
<b>Responses</b>	71	71	71	71	39	71	71	71	71	70

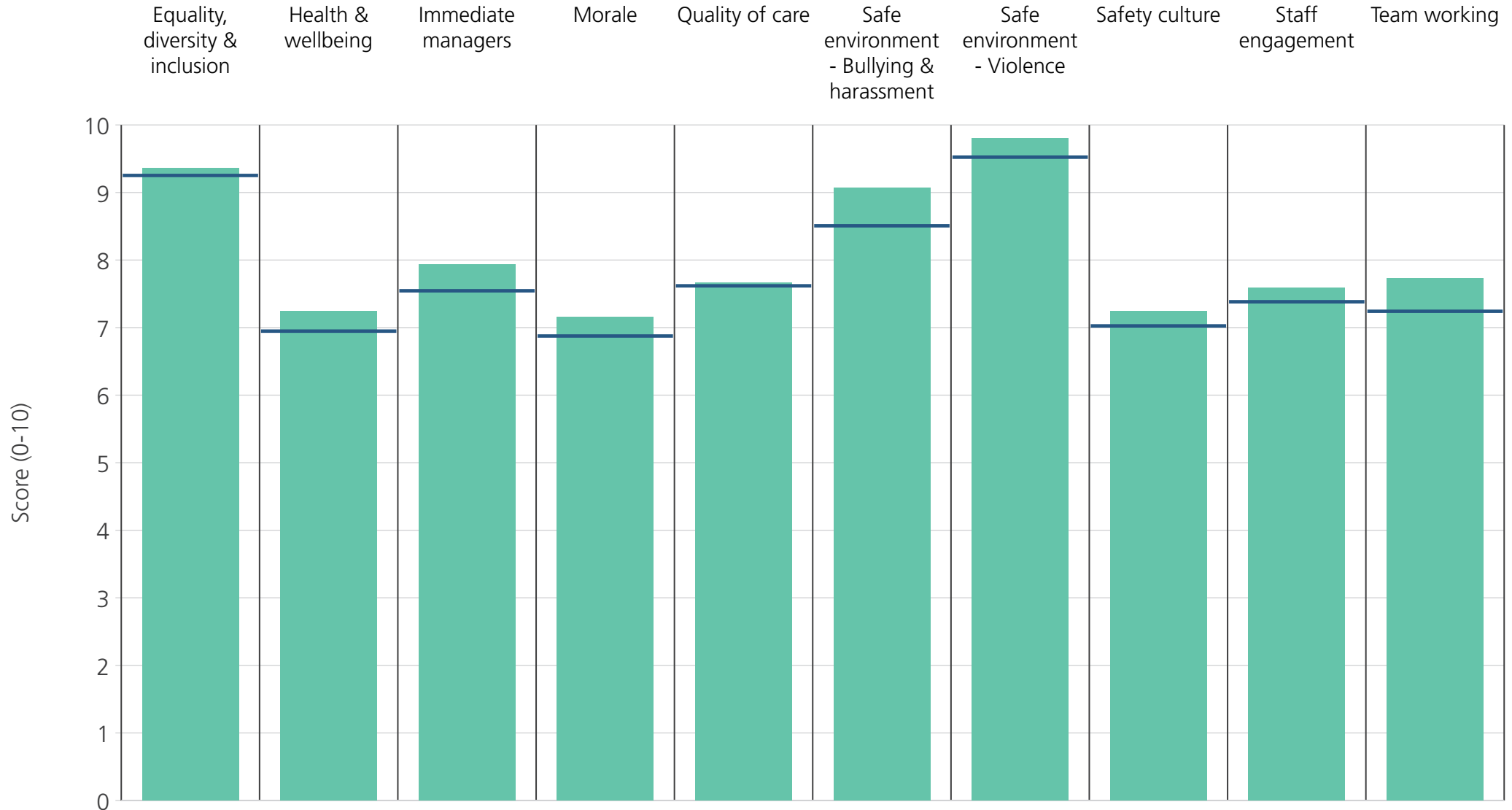




<b>Directorate</b>	9.3	7.5	7.8	7.3	7.6	9.8	9.8	7.4	7.7	7.9
<b>Your org</b>	9.3	6.9	7.5	6.9	7.6	8.5	9.5	7.0	7.4	7.2
<b>Responses</b>	15	15	15	15	1	15	15	15	15	15



<b>Directorate</b>	9.8	7.1	7.7	7.4	7.4	9.4	9.9	6.9	7.5	7.5
<b>Your org</b>	9.3	6.9	7.5	6.9	7.6	8.5	9.5	7.0	7.4	7.2
<b>Responses</b>	60	60	60	60	60	60	60	60	60	57



<b>Directorate</b>	9.4	7.2	7.9	7.2	7.7	9.1	9.8	7.2	7.6	7.7
<b>Your org</b>	9.3	6.9	7.5	6.9	7.6	8.5	9.5	7.0	7.4	7.2
<b>Responses</b>	203	206	206	204	194	205	205	206	206	206