

Nottingham University Hospitals NHS Trust

2020 NHS Staff Survey

Directorate Report

Contents

Introduction	3
Themes – Directorates 1	4
Ambulatory Care Division	5
Cancer and Associated Specialities Division	6
Clinical Support Division	7
Corporate Departments	8
Estates & Facilities Services	9
Family Health Division	10
Medicine Division	11
Surgery Division	12

This directorate report for Nottingham University Hospitals NHS Trust contains results by directorate for themes from the 2020 NHS Staff Survey. These results are compared to the unweighted average for your organisation.

Please note: It is possible that there are differences between the 'Your org' scores reported in this directorate report and those in the benchmark report. This is because the results in the benchmark report are weighted to allow for fair comparisons between organisations of a similar type. However, in this report comparisons are made within your organisation so the unweighted organisation result is a more appropriate point of comparison.

The directorate breakdowns used in this report were provided and defined by Nottingham University Hospitals NHS Trust. Details of how the theme scores were calculated are included in the Technical Document, available to download from our [results website](#).

Key features

Breakdown type and **directorate name** are specified in the header. Black text in the header is hyperlinked: clicking on '2020 NHS Staff Survey Results' navigates back to the contents page.

Directorate results are presented in the context of the (unweighted) **organisation average ('Your org')**, so it is easy to tell if a directorate is performing better or worse than the organisation average. For all themes, a higher score is a better result than a lower score.

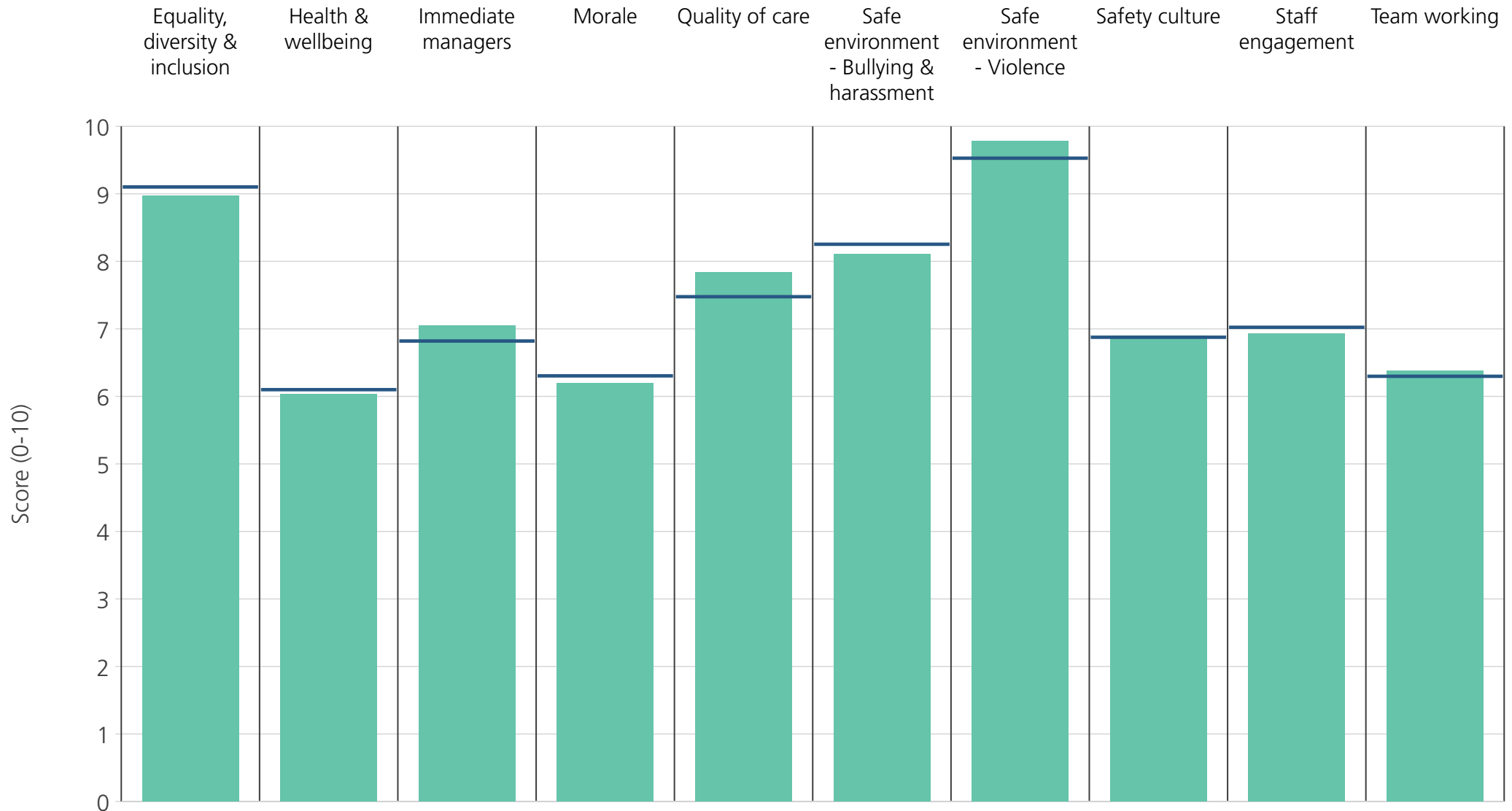
The **number of responses** feeding into each theme score **for the given directorate** is specified below the table containing the directorate and trust scores.



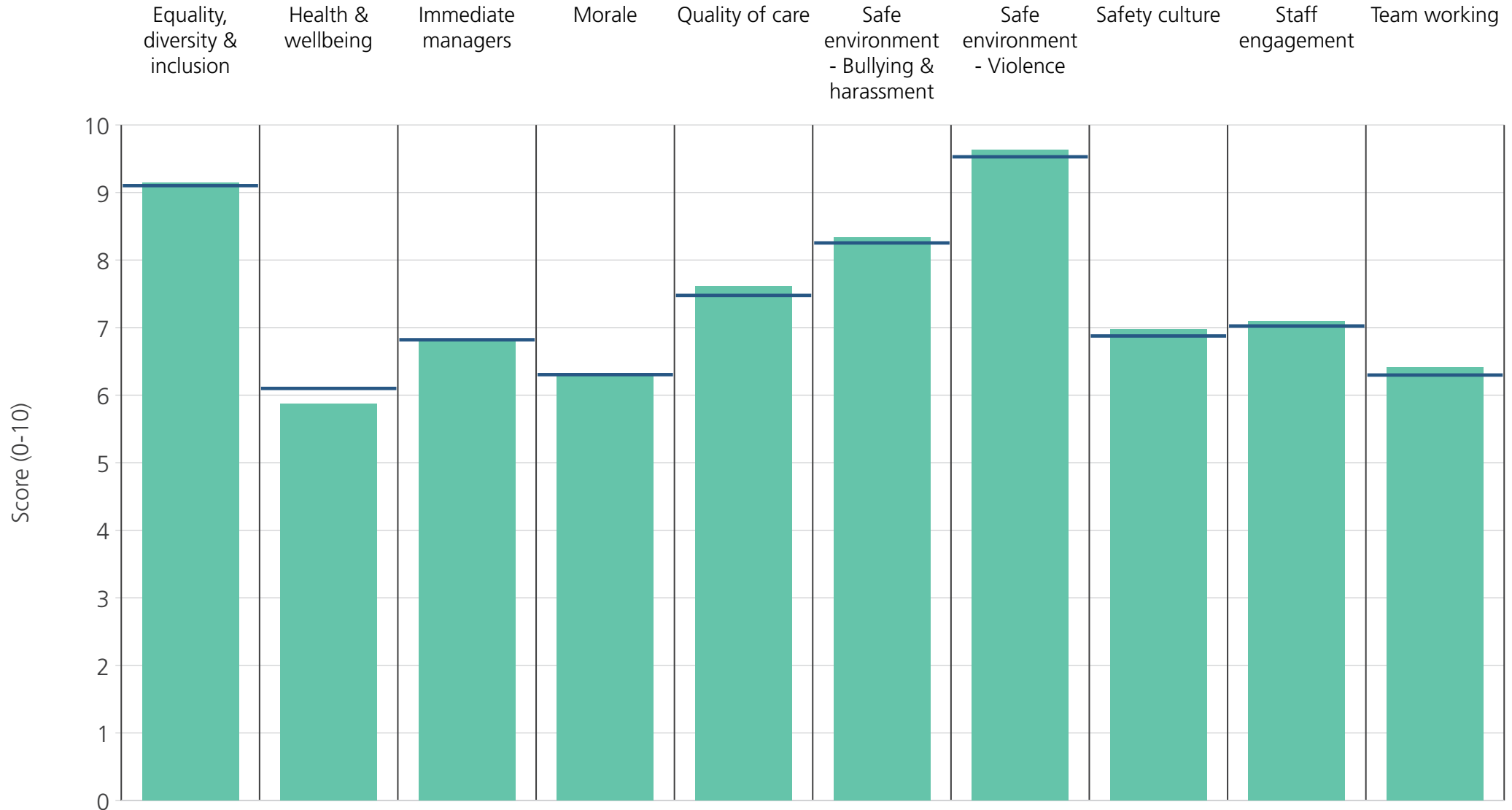
! Note: when there are less than 11 responses in a group, results are suppressed to protect staff confidentiality

Directorates 1

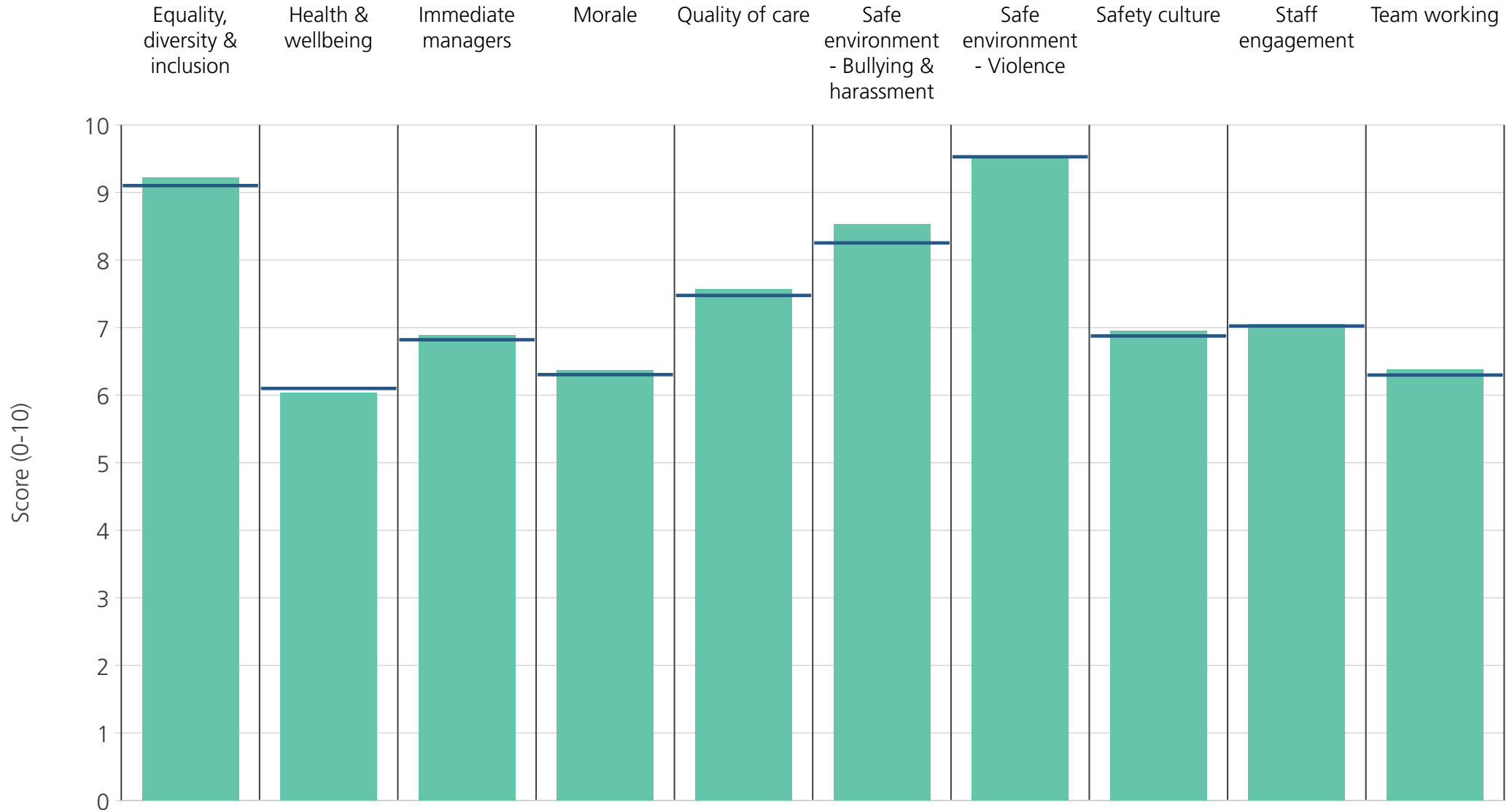
Nottingham University Hospitals NHS Trust
2020 NHS Staff Survey Results



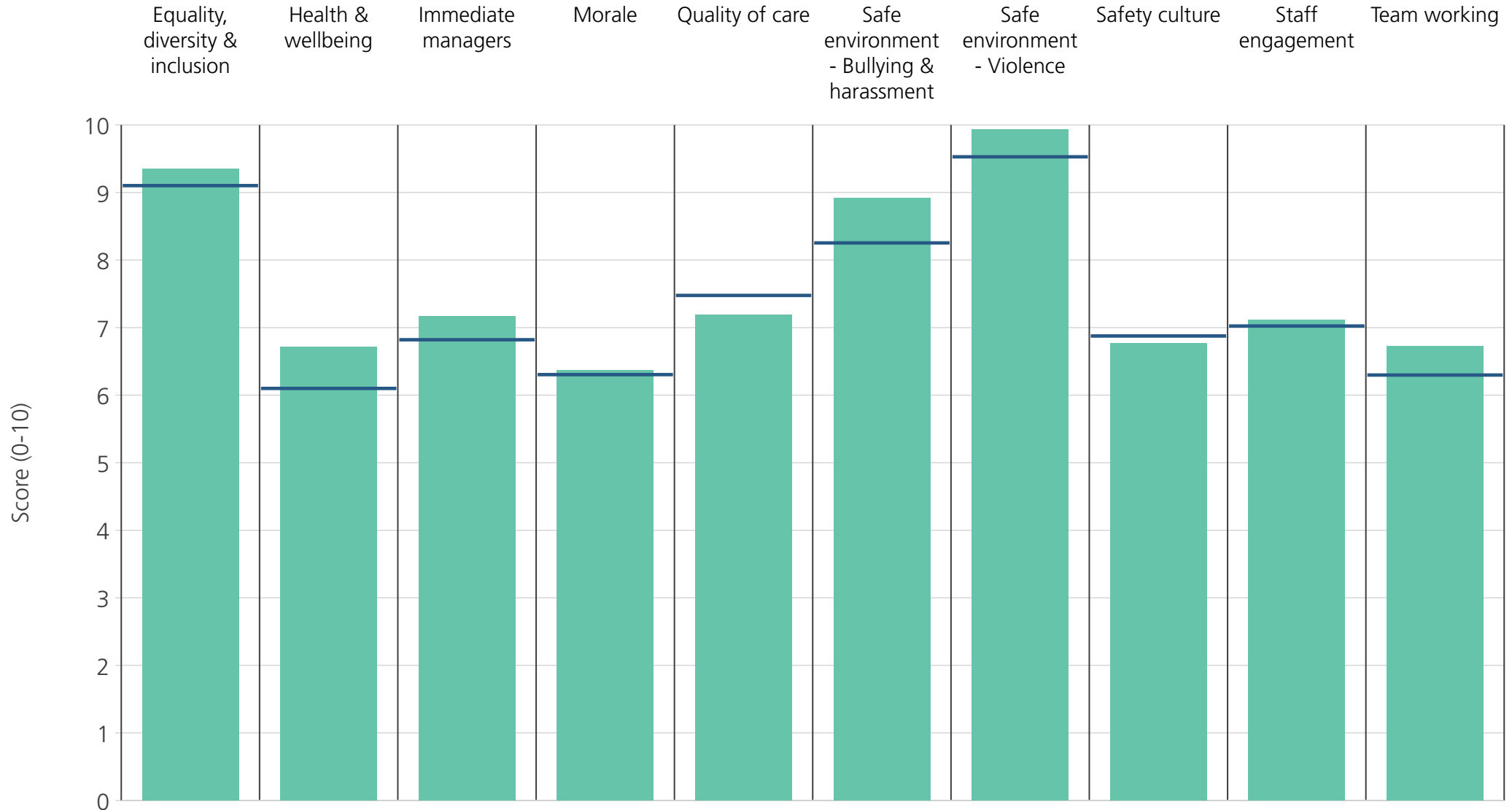
Directorate	9.0	6.0	7.0	6.2	7.8	8.1	9.8	6.9	6.9	6.4
Your org	9.1	6.1	6.8	6.3	7.5	8.3	9.5	6.9	7.0	6.3
Responses	403	410	410	410	396	407	408	410	410	405



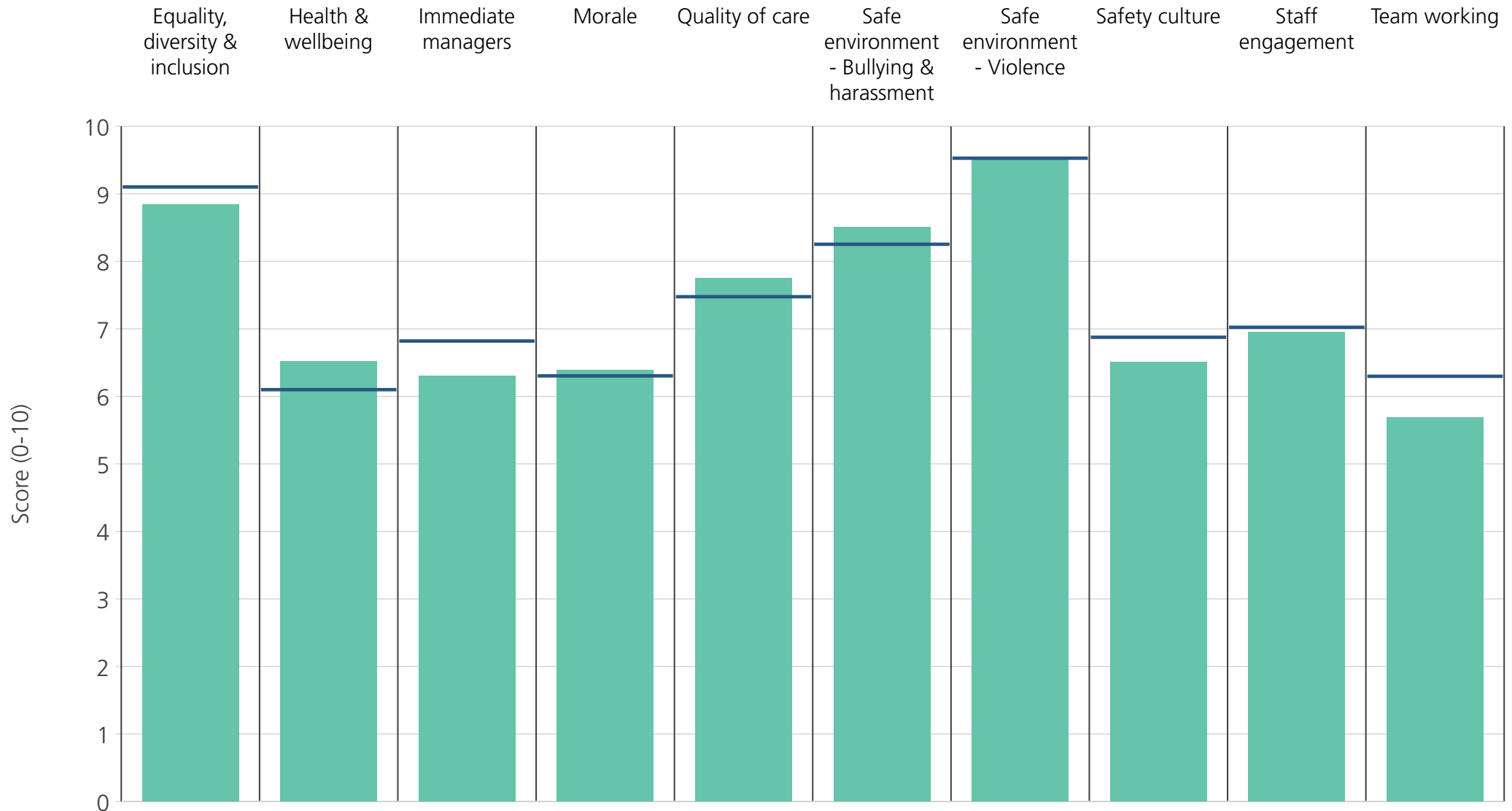
Directorate	9.1	5.9	6.8	6.3	7.6	8.3	9.6	7.0	7.1	6.4
Your org	9.1	6.1	6.8	6.3	7.5	8.3	9.5	6.9	7.0	6.3
Responses	818	834	836	836	765	835	836	835	836	827



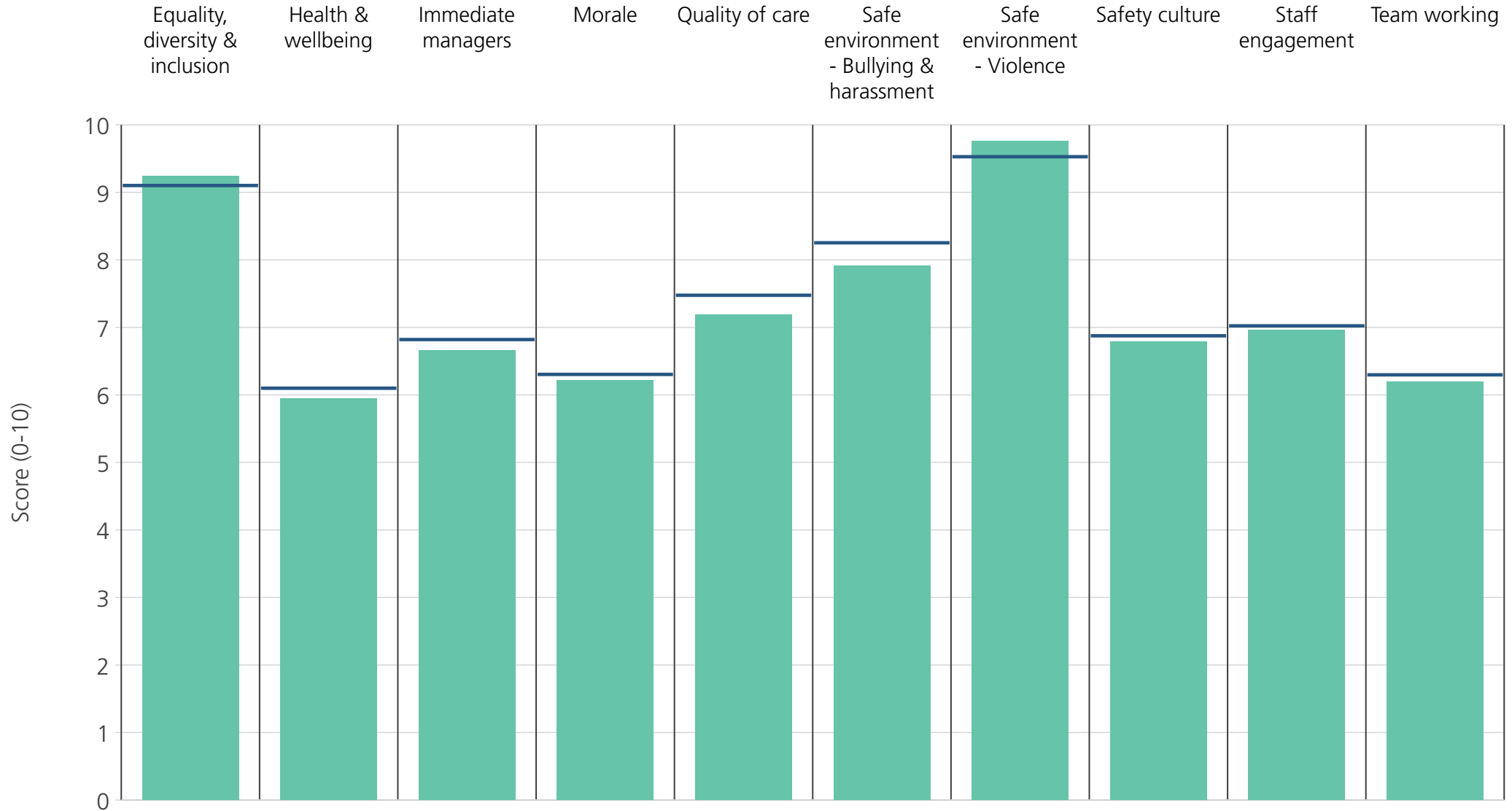
Directorate	9.2	6.0	6.9	6.4	7.6	8.5	9.5	7.0	7.0	6.4
Your org	9.1	6.1	6.8	6.3	7.5	8.3	9.5	6.9	7.0	6.3
Responses	1151	1167	1166	1163	1041	1163	1164	1167	1167	1158



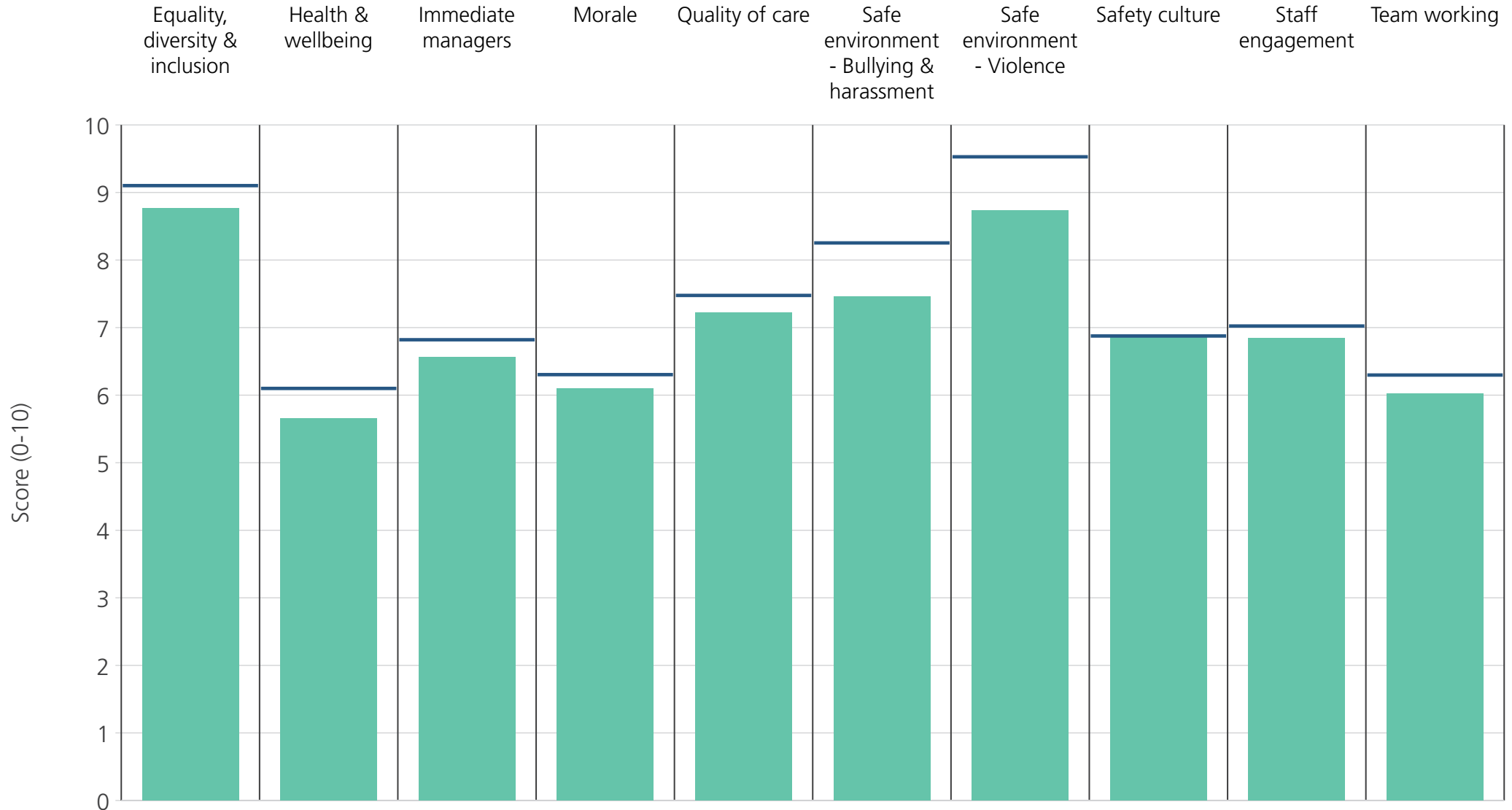
Directorate	9.3	6.7	7.2	6.4	7.2	8.9	9.9	6.8	7.1	6.7
Your org	9.1	6.1	6.8	6.3	7.5	8.3	9.5	6.9	7.0	6.3
Responses	665	680	680	680	341	680	680	676	680	678



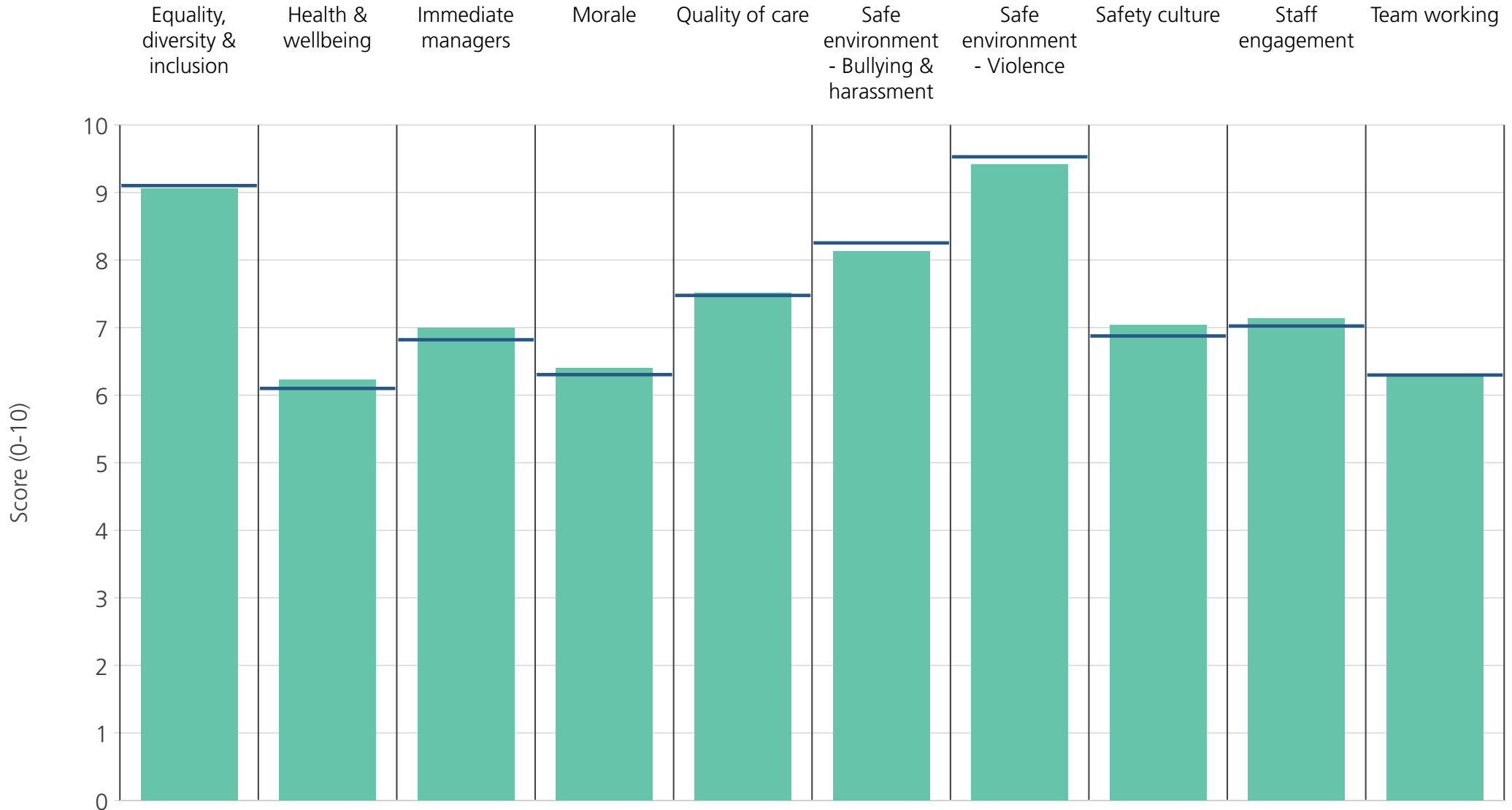
Directorate	8.8	6.5	6.3	6.4	7.8	8.5	9.5	6.5	7.0	5.7
Your org	9.1	6.1	6.8	6.3	7.5	8.3	9.5	6.9	7.0	6.3
Responses	449	453	449	437	302	434	436	451	450	436



Directorate	9.2	5.9	6.7	6.2	7.2	7.9	9.8	6.8	7.0	6.2
Your org	9.1	6.1	6.8	6.3	7.5	8.3	9.5	6.9	7.0	6.3
Responses	683	695	694	694	645	693	694	695	695	692



Directorate	8.8	5.7	6.6	6.1	7.2	7.5	8.7	6.9	6.8	6.0
Your org	9.1	6.1	6.8	6.3	7.5	8.3	9.5	6.9	7.0	6.3
Responses	679	694	694	694	653	692	693	695	695	687



Directorate	9.1	6.2	7.0	6.4	7.5	8.1	9.4	7.0	7.1	6.3
Your org	9.1	6.1	6.8	6.3	7.5	8.3	9.5	6.9	7.0	6.3
Responses	753	765	765	763	714	758	761	764	765	762