

# Hull University Teaching Hospitals NHS Trust

2020 NHS Staff Survey

**Directorate Report**

**Contents**

Introduction . . . . .	3
Themes – Directorates 1 . . . . .	4
Clinical Support Services . . . . .	5
Corporate Directorates . . . . .	6
Emergency Medicine . . . . .	7
Estates, Facilities and Development . . . . .	8
Family & Women's Health . . . . .	9
Medicine . . . . .	10
Surgery . . . . .	11

This directorate report for Hull University Teaching Hospitals NHS Trust contains results by directorate for themes from the 2020 NHS Staff Survey. These results are compared to the unweighted average for your organisation.

**Please note:** It is possible that there are differences between the 'Your org' scores reported in this directorate report and those in the benchmark report. This is because the results in the benchmark report are weighted to allow for fair comparisons between organisations of a similar type. However, in this report comparisons are made within your organisation so the unweighted organisation result is a more appropriate point of comparison.

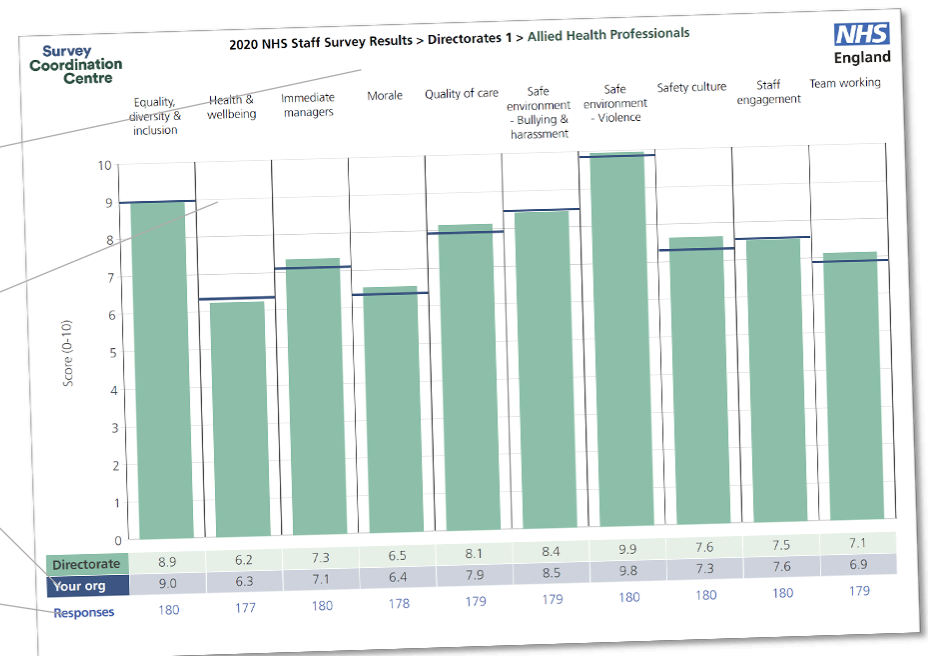
The directorate breakdowns used in this report were provided and defined by Hull University Teaching Hospitals NHS Trust. Details of how the theme scores were calculated are included in the Technical Document, available to download from our [results website](#).

## Key features

Breakdown type and **directorate name** are specified in the header. Black text in the header is hyperlinked: clicking on '2020 NHS Staff Survey Results' navigates back to the contents page.

Directorate results are presented in the context of the (unweighted) **organisation average ('Your org')**, so it is easy to tell if a directorate is performing better or worse than the organisation average. For all themes, a higher score is a better result than a lower score.

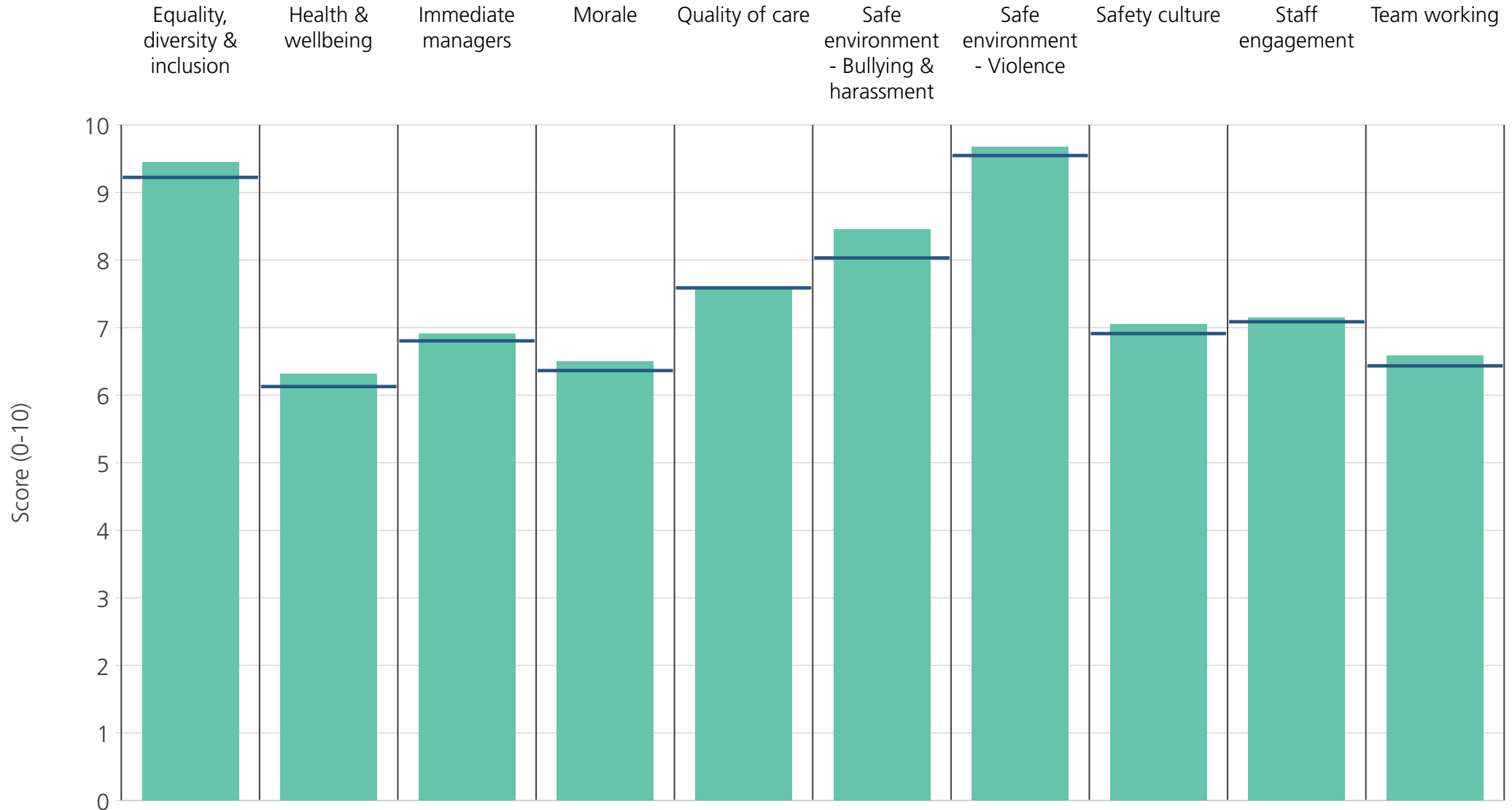
The **number of responses** feeding into each theme score **for the given directorate** is specified below the table containing the directorate and trust scores.



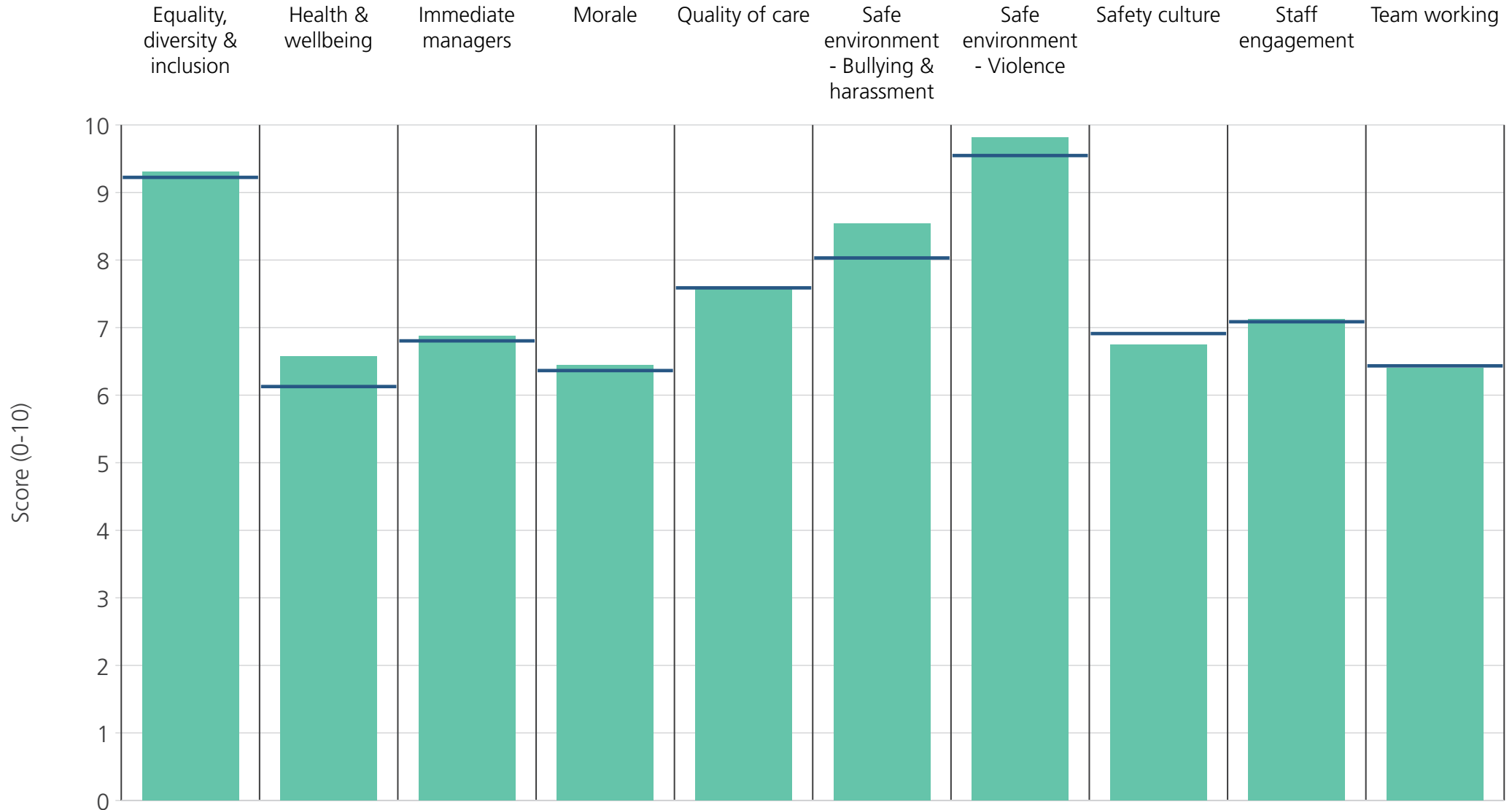
**! Note:** when there are less than 11 responses in a group, results are suppressed to protect staff confidentiality

# Directorates 1

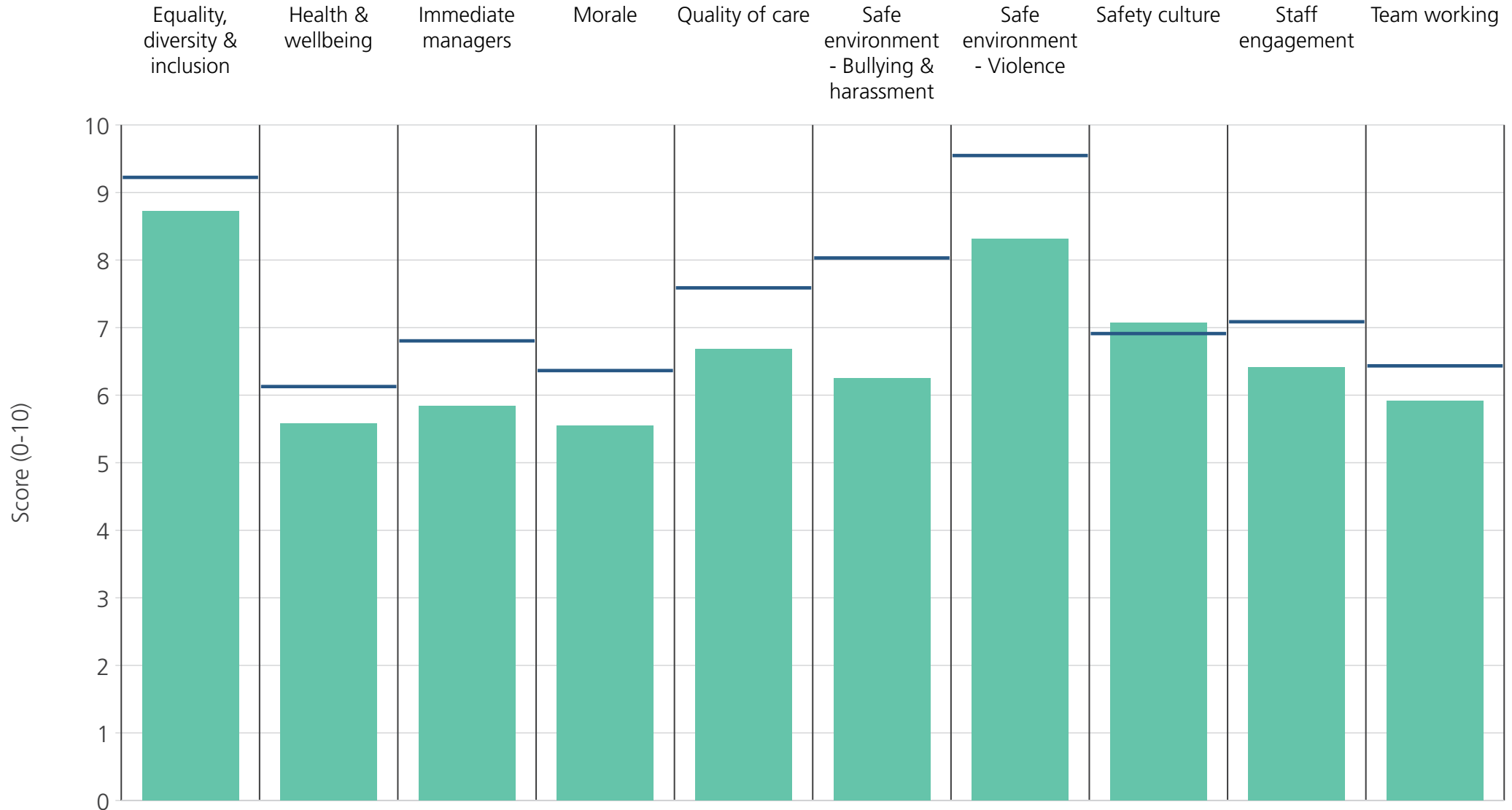
Hull University Teaching Hospitals NHS Trust  
2020 NHS Staff Survey Results



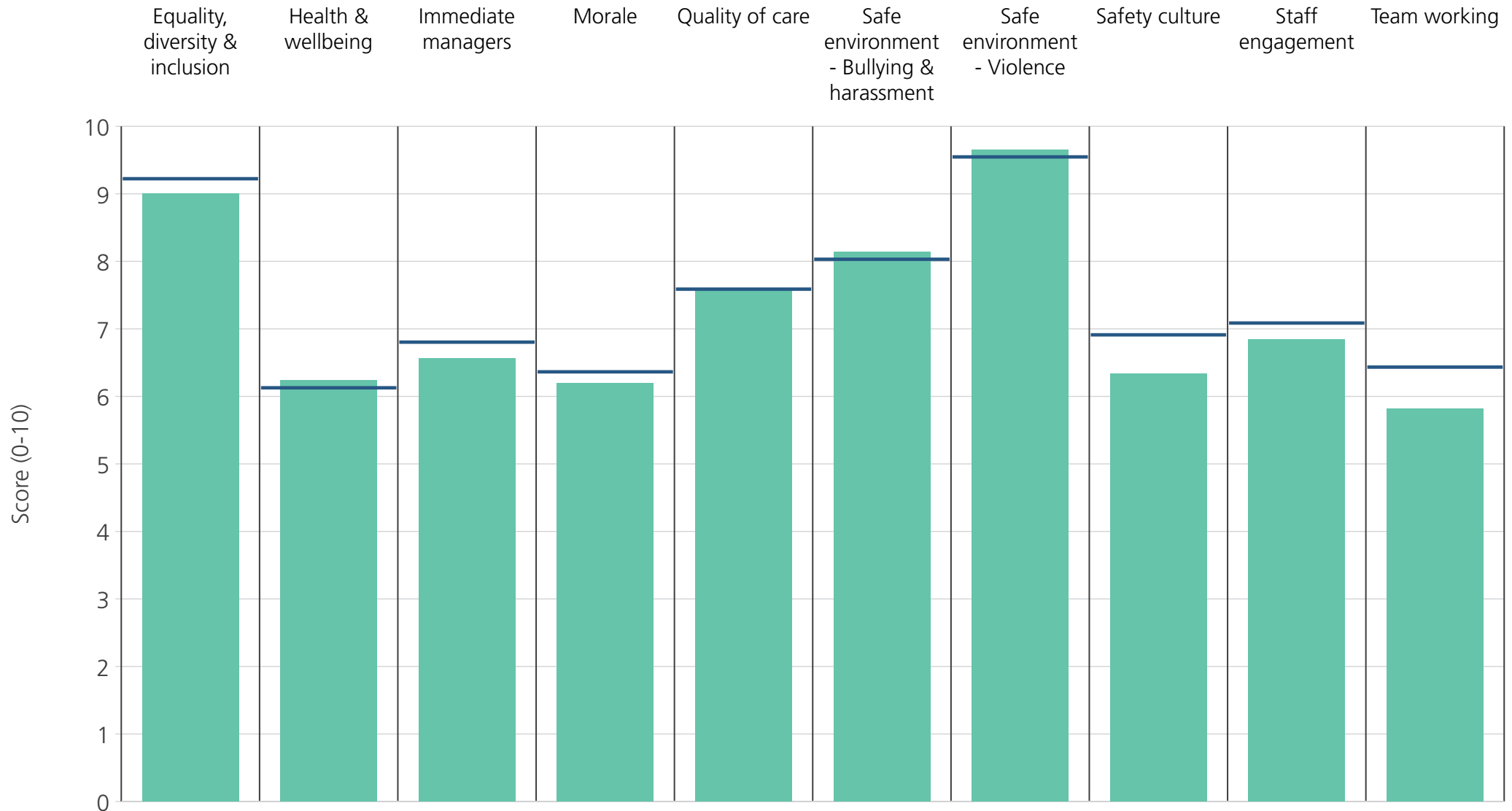
<b>Directorate</b>	9.4	6.3	6.9	6.5	7.6	8.4	9.7	7.0	7.1	6.6
<b>Your org</b>	9.2	6.1	6.8	6.4	7.6	8.0	9.5	6.9	7.1	6.4
<b>Responses</b>	860	876	876	874	820	873	875	876	877	870



<b>Directorate</b>	9.3	6.6	6.9	6.4	7.6	8.5	9.8	6.7	7.1	6.4
<b>Your org</b>	9.2	6.1	6.8	6.4	7.6	8.0	9.5	6.9	7.1	6.4
<b>Responses</b>	839	854	851	854	573	850	851	852	854	843

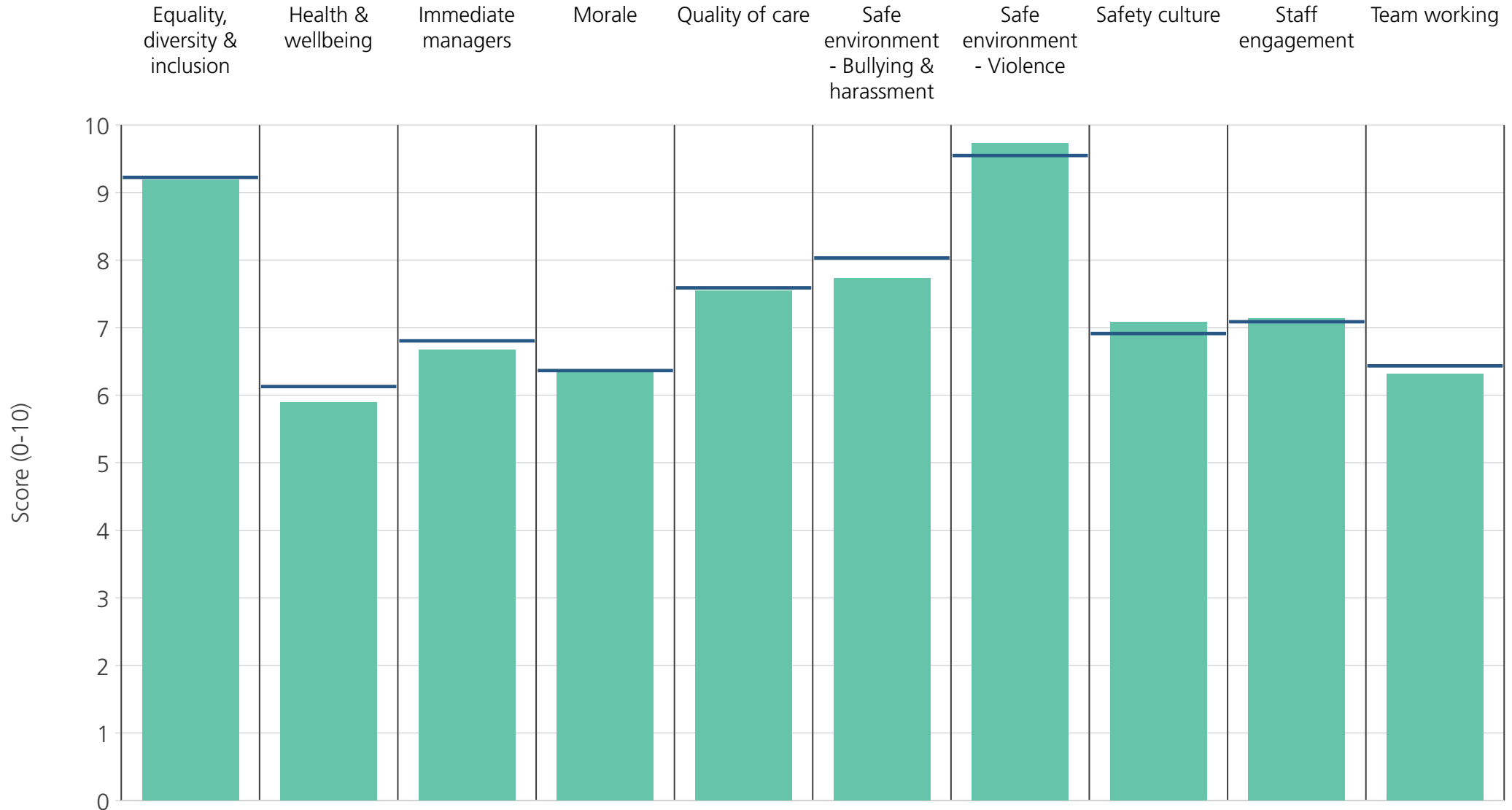


<b>Directorate</b>	8.7	5.6	5.8	5.6	6.7	6.2	8.3	7.1	6.4	5.9
<b>Your org</b>	9.2	6.1	6.8	6.4	7.6	8.0	9.5	6.9	7.1	6.4
<b>Responses</b>	64	67	67	67	64	67	67	67	67	64

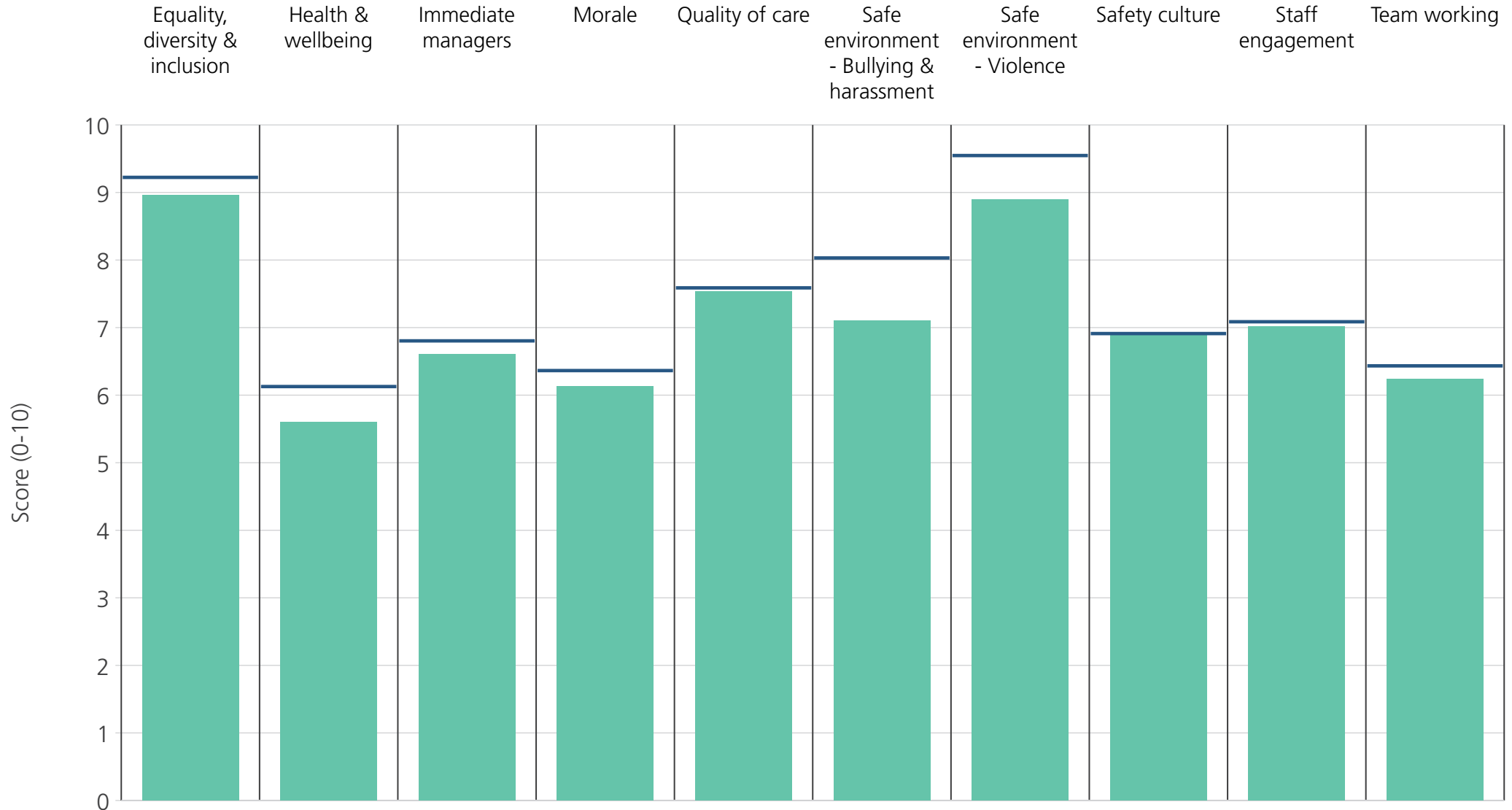


<b>Directorate</b>	9.0	6.2	6.6	6.2	7.6	8.1	9.7	6.3	6.8	5.8
<b>Your org</b>	9.2	6.1	6.8	6.4	7.6	8.0	9.5	6.9	7.1	6.4
<b>Responses</b>	159	164	164	164	127	161	162	164	164	163

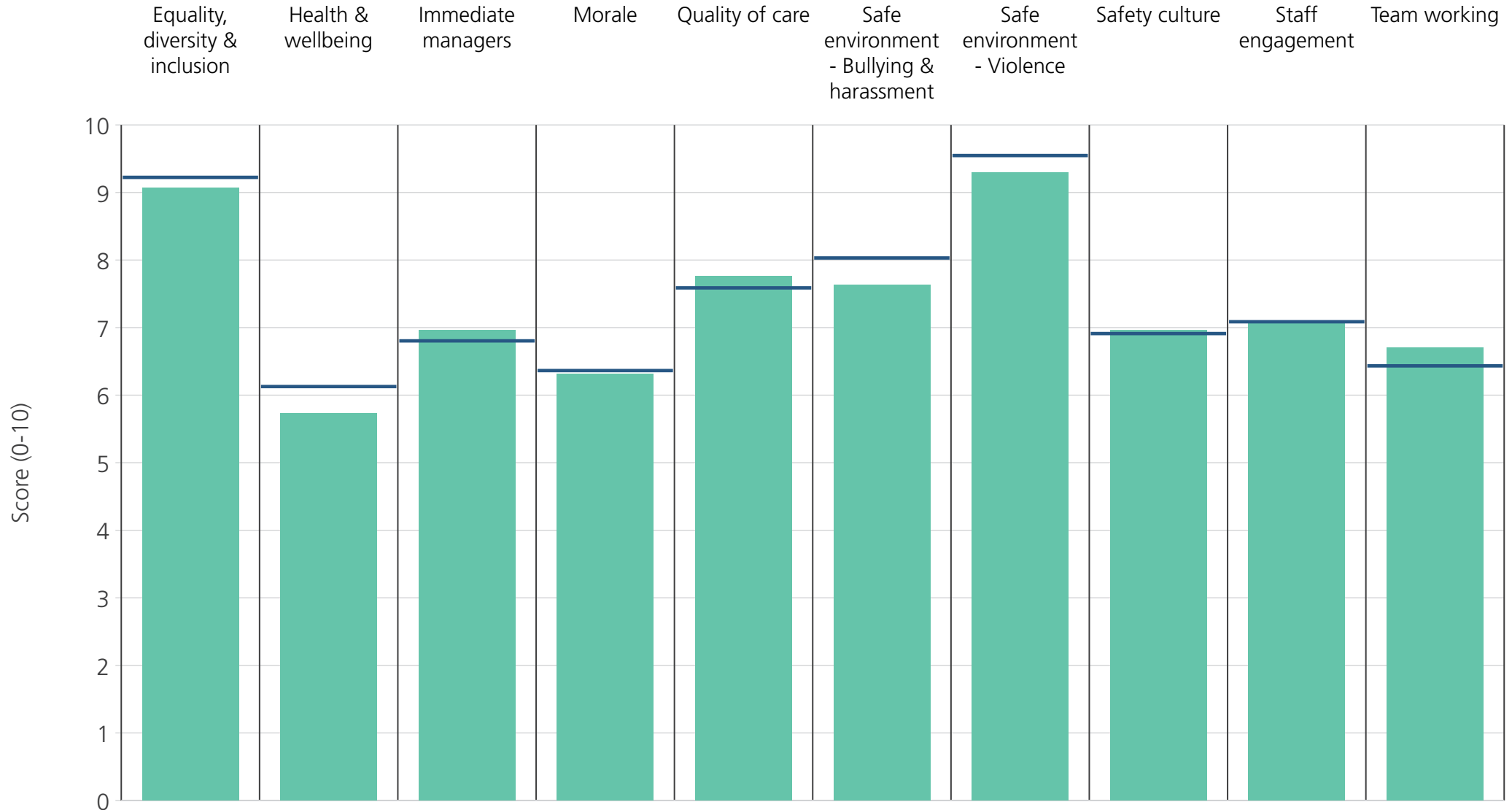




<b>Directorate</b>	9.2	5.9	6.7	6.4	7.5	7.7	9.7	7.1	7.1	6.3
<b>Your org</b>	9.2	6.1	6.8	6.4	7.6	8.0	9.5	6.9	7.1	6.4
<b>Responses</b>	493	508	508	508	489	508	507	508	508	502



<b>Directorate</b>	9.0	5.6	6.6	6.1	7.5	7.1	8.9	6.9	7.0	6.2
<b>Your org</b>	9.2	6.1	6.8	6.4	7.6	8.0	9.5	6.9	7.1	6.4
<b>Responses</b>	326	334	334	334	330	335	332	335	335	334



<b>Directorate</b>	9.1	5.7	7.0	6.3	7.8	7.6	9.3	7.0	7.1	6.7
<b>Your org</b>	9.2	6.1	6.8	6.4	7.6	8.0	9.5	6.9	7.1	6.4
<b>Responses</b>	573	582	582	582	559	577	579	582	582	575