

# Gloucestershire Hospitals NHS Foundation Trust

2020 NHS Staff Survey

**Directorate Report**

**Contents**

Introduction . . . . .	3
Themes – Directorates 1 . . . . .	4
Corporate Division . . . . .	5
Diagnostic & Specialty Division . . . . .	6
Medicine Division . . . . .	7
Non-Division . . . . .	8
Surgery Division . . . . .	9
Women & Children Division . . . . .	10
Themes – Directorates 2 . . . . .	11
Add Prof Scientific And Technic . . . . .	12
Additional Clinical Services . . . . .	13
Administrative And Clerical . . . . .	14
Allied Health Professionals . . . . .	15
Estates And Ancillary . . . . .	16
Healthcare Scientists . . . . .	17
Medical And Dental . . . . .	18
Nursing And Midwifery Registered . . . . .	19
Students . . . . .	20

This directorate report for Gloucestershire Hospitals NHS Foundation Trust contains results by directorate for themes from the 2020 NHS Staff Survey. These results are compared to the unweighted average for your organisation.

**Please note:** It is possible that there are differences between the 'Your org' scores reported in this directorate report and those in the benchmark report. This is because the results in the benchmark report are weighted to allow for fair comparisons between organisations of a similar type. However, in this report comparisons are made within your organisation so the unweighted organisation result is a more appropriate point of comparison.

The directorate breakdowns used in this report were provided and defined by Gloucestershire Hospitals NHS Foundation Trust. Details of how the theme scores were calculated are included in the Technical Document, available to download from our [results website](#).

## Key features

Breakdown type and **directorate name** are specified in the header. Black text in the header is hyperlinked: clicking on '2020 NHS Staff Survey Results' navigates back to the contents page.

Directorate results are presented in the context of the (unweighted) **organisation average ('Your org')**, so it is easy to tell if a directorate is performing better or worse than the organisation average. For all themes, a higher score is a better result than a lower score.

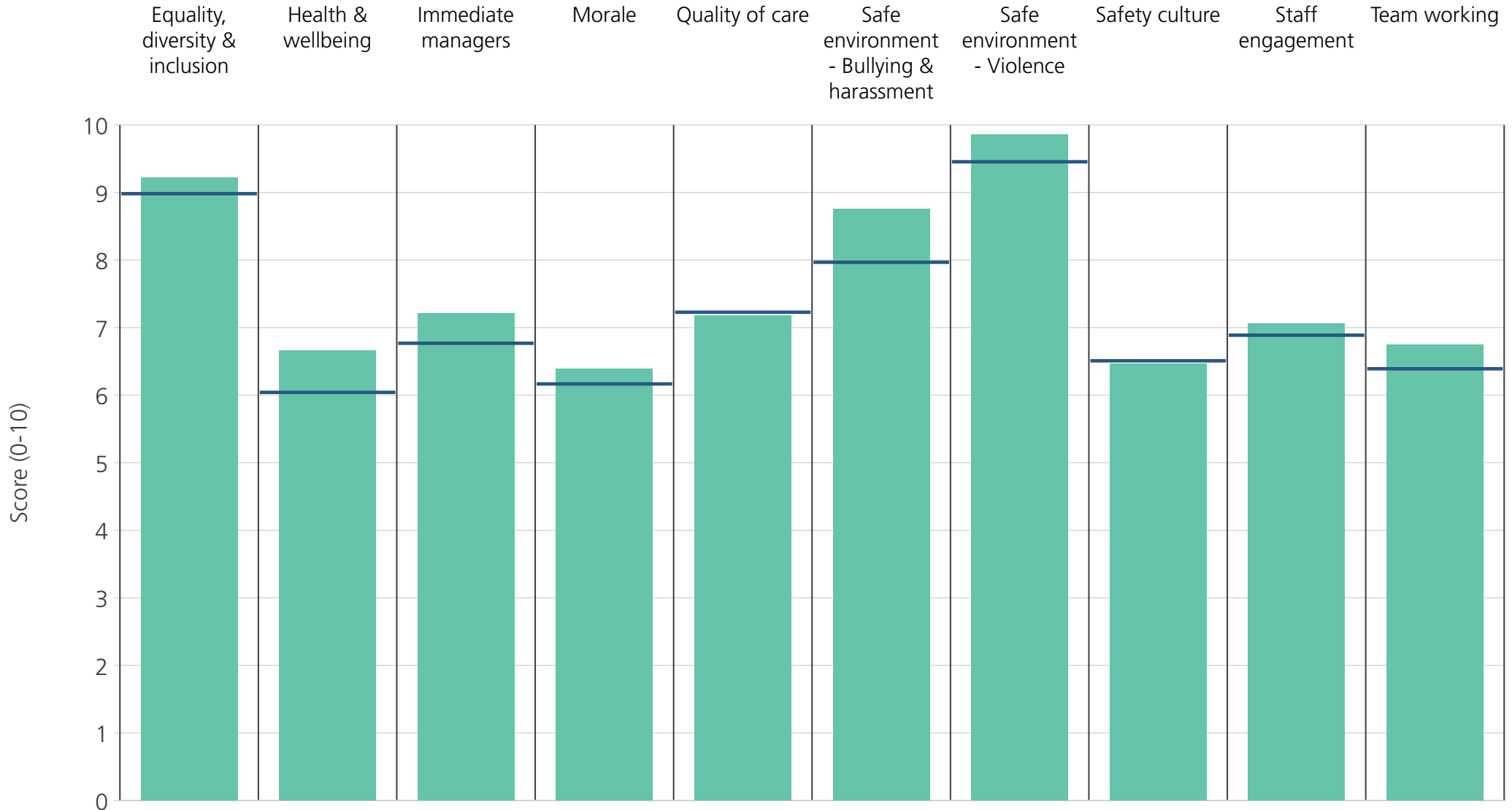
The **number of responses** feeding into each theme score **for the given directorate** is specified below the table containing the directorate and trust scores.



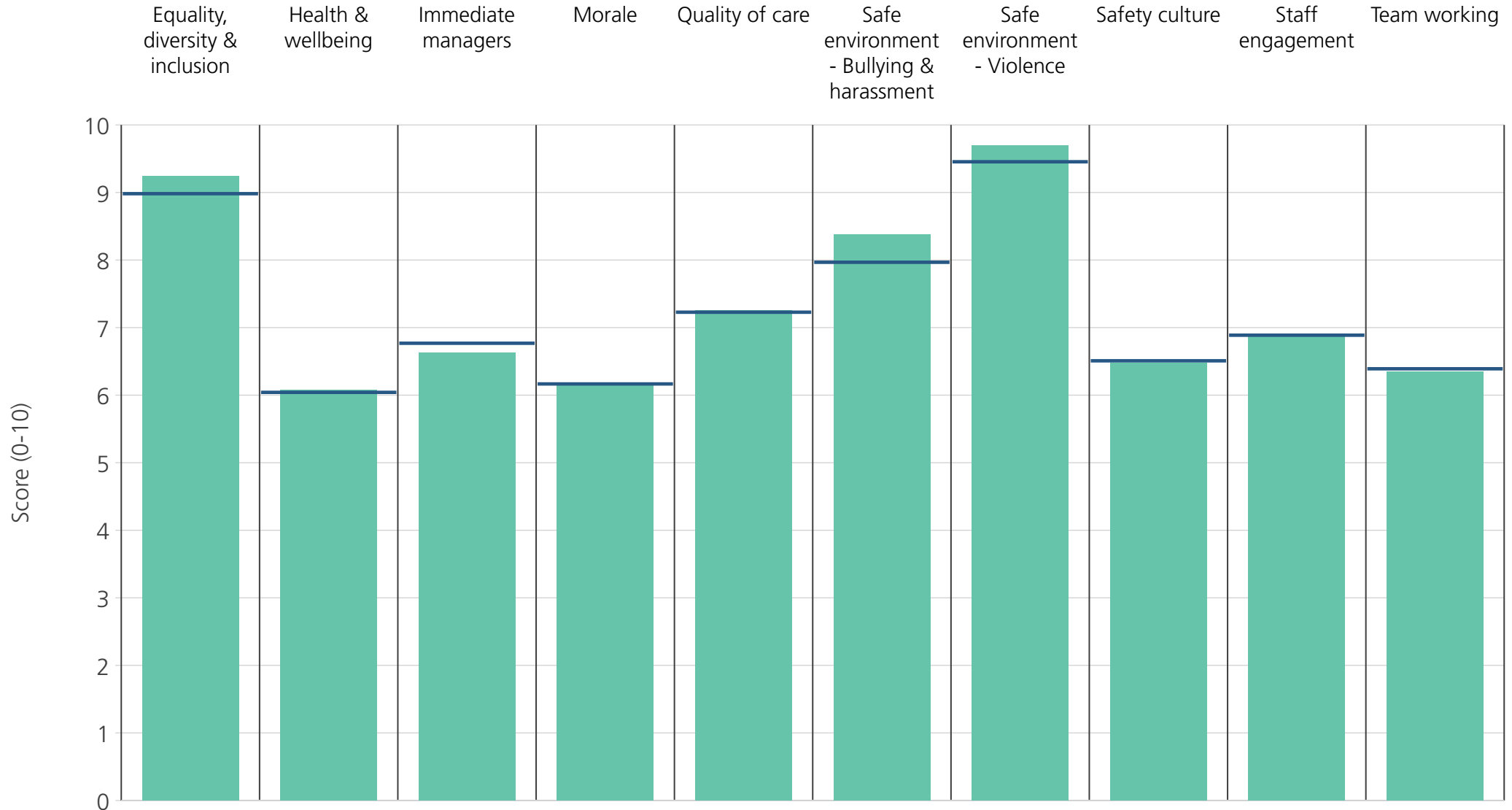
**! Note:** when there are less than 11 responses in a group, results are suppressed to protect staff confidentiality

# Directorates 1

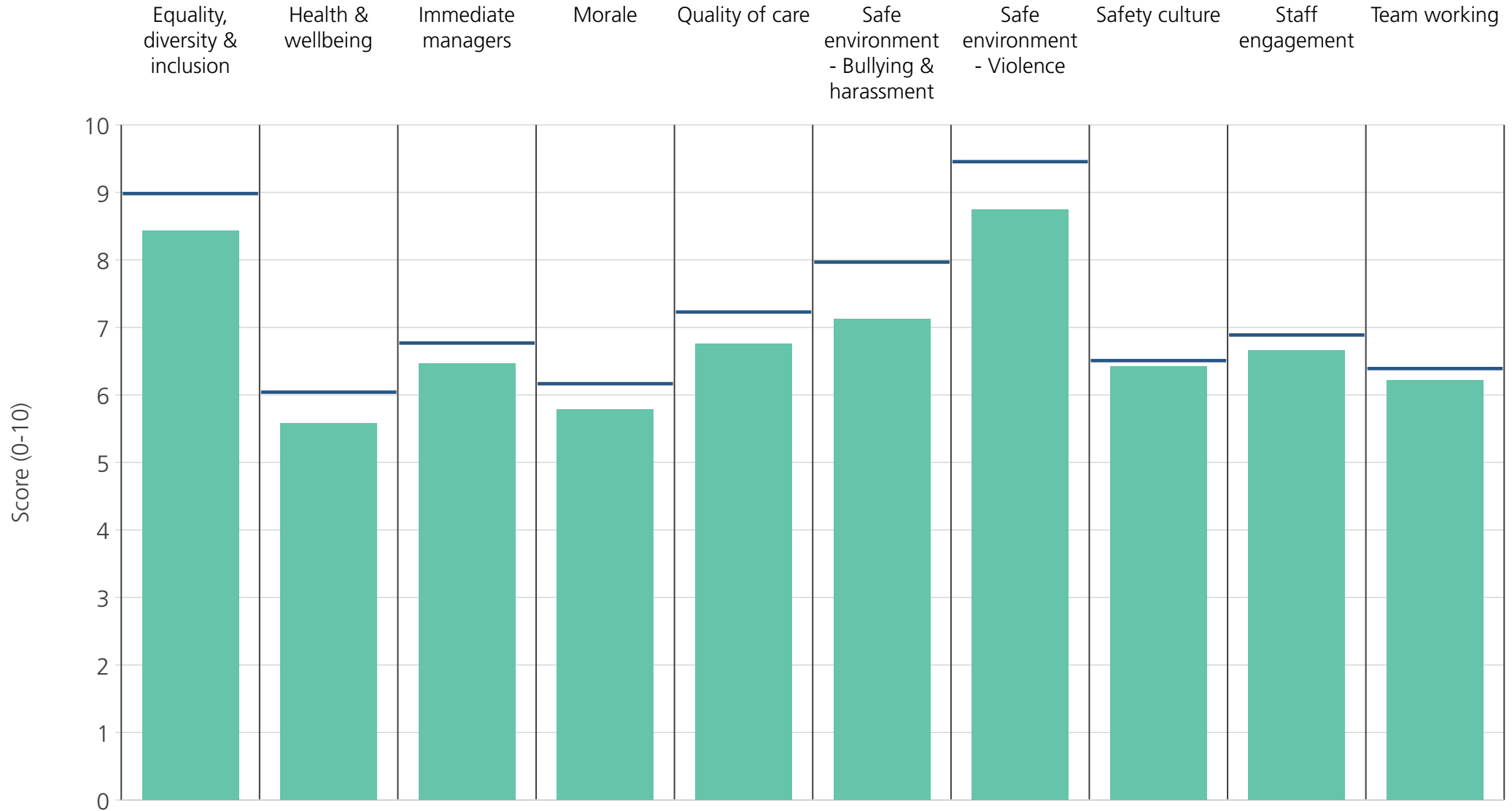
Gloucestershire Hospitals NHS Foundation Trust  
2020 NHS Staff Survey Results



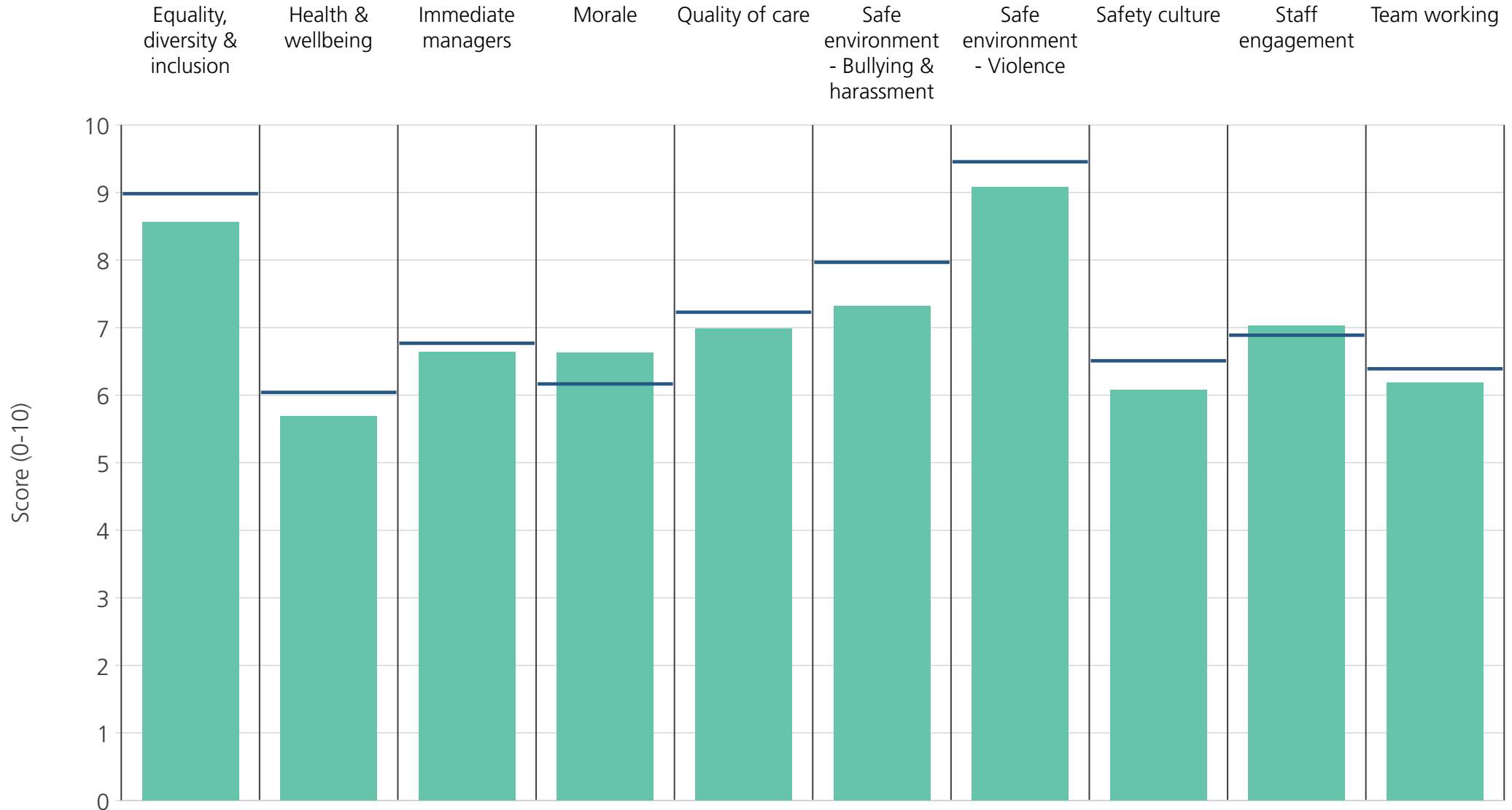
<b>Directorate</b>	9.2	6.7	7.2	6.4	7.2	8.8	9.9	6.5	7.1	6.7
<b>Your org</b>	9.0	6.0	6.8	6.2	7.2	8.0	9.5	6.5	6.9	6.4
<b>Responses</b>	636	638	636	638	342	635	636	635	639	633



<b>Directorate</b>	9.2	6.1	6.6	6.2	7.3	8.4	9.7	6.5	6.9	6.3
<b>Your org</b>	9.0	6.0	6.8	6.2	7.2	8.0	9.5	6.5	6.9	6.4
<b>Responses</b>	915	919	920	921	864	917	920	922	922	910

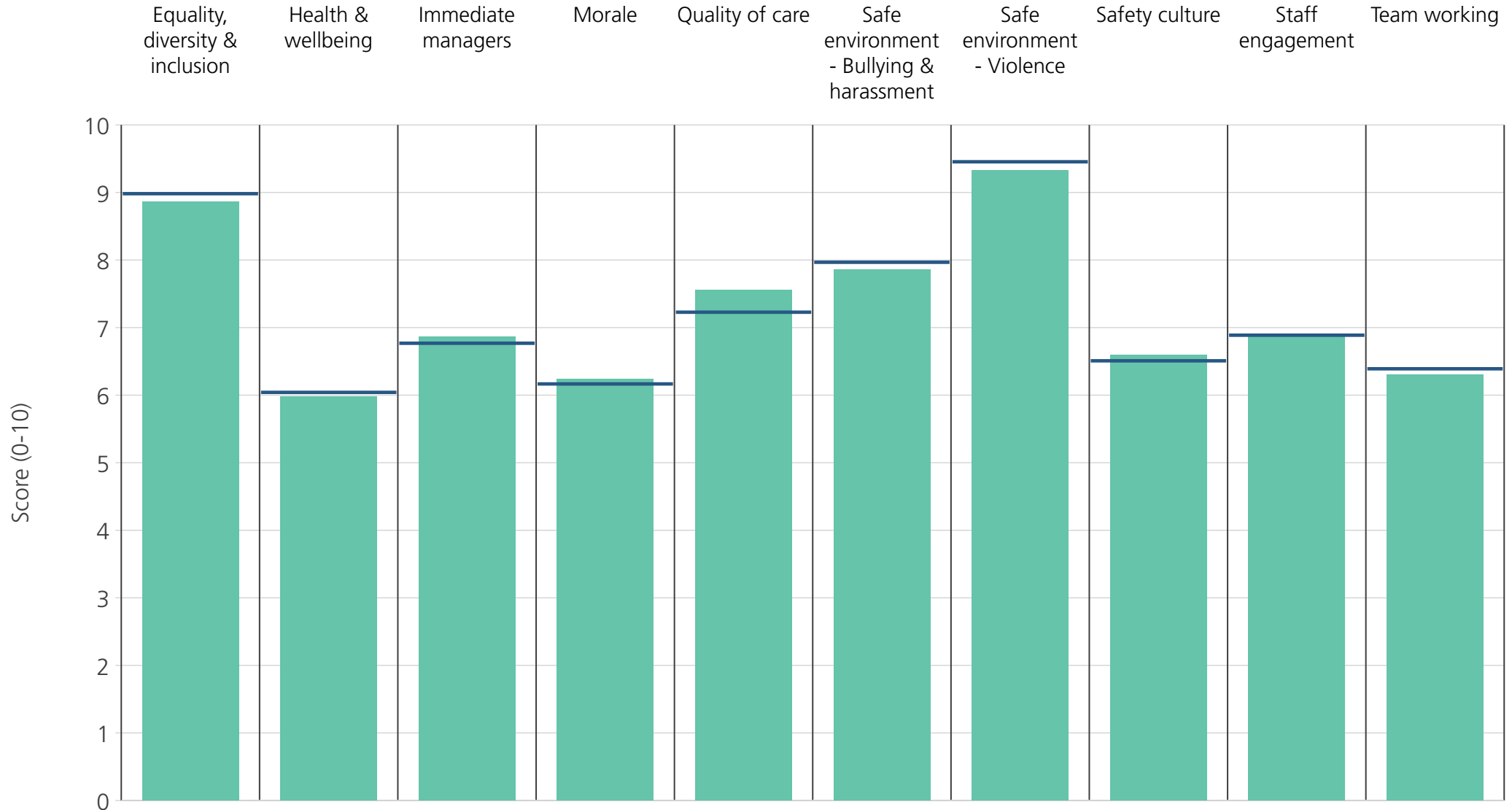


<b>Directorate</b>	8.4	5.6	6.5	5.8	6.8	7.1	8.7	6.4	6.7	6.2
<b>Your org</b>	9.0	6.0	6.8	6.2	7.2	8.0	9.5	6.5	6.9	6.4
<b>Responses</b>	676	680	681	680	658	674	674	681	681	669

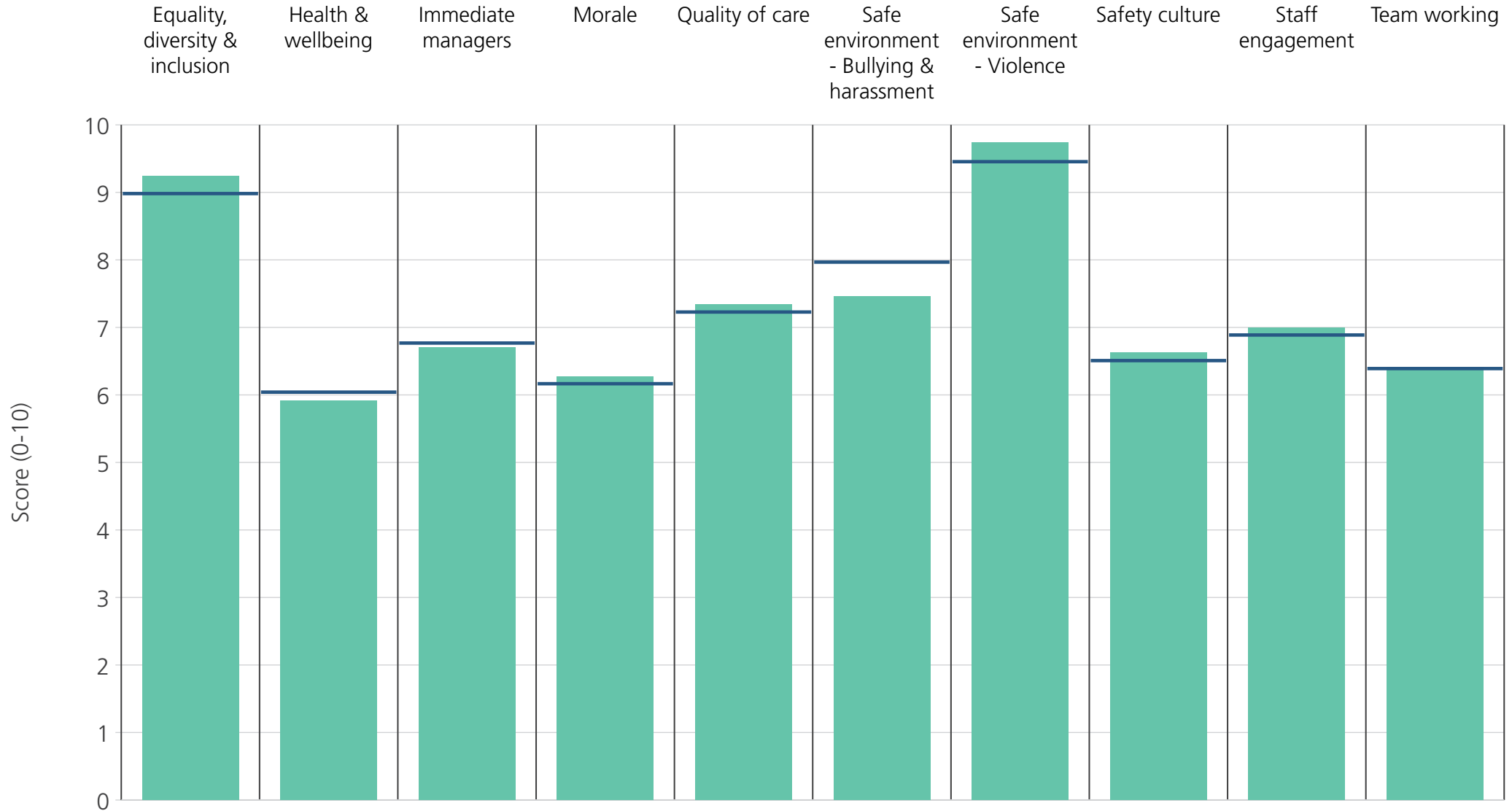


<b>Directorate</b>	8.6	5.7	6.6	6.6	7.0	7.3	9.1	6.1	7.0	6.2
<b>Your org</b>	9.0	6.0	6.8	6.2	7.2	8.0	9.5	6.5	6.9	6.4
<b>Responses</b>	18	18	18	18	12	18	18	18	18	18





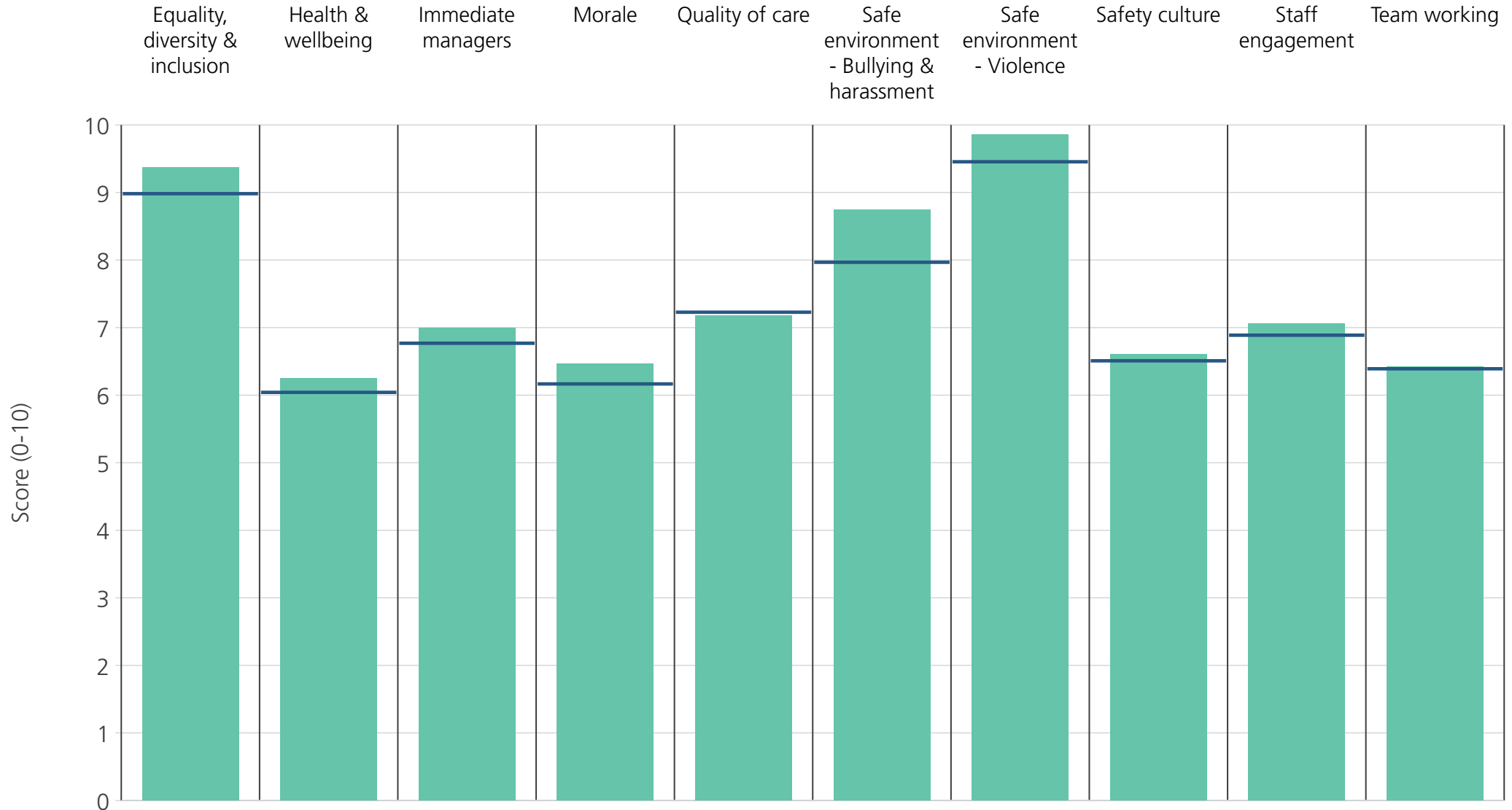
<b>Directorate</b>	8.9	6.0	6.9	6.2	7.6	7.9	9.3	6.6	6.9	6.3
<b>Your org</b>	9.0	6.0	6.8	6.2	7.2	8.0	9.5	6.5	6.9	6.4
<b>Responses</b>	839	843	844	842	809	837	844	844	846	830



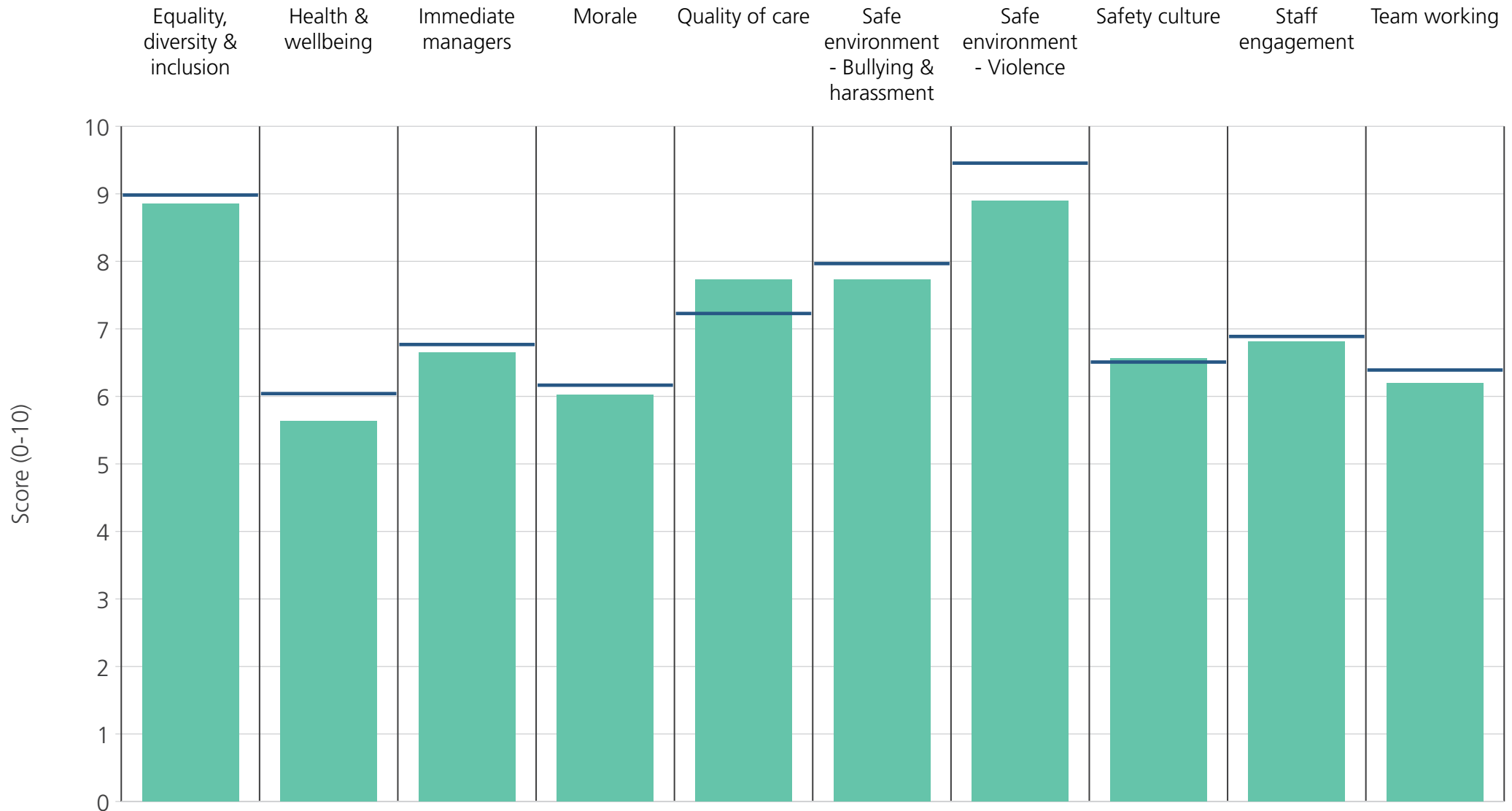
<b>Directorate</b>	9.2	5.9	6.7	6.3	7.3	7.5	9.7	6.6	7.0	6.4
<b>Your org</b>	9.0	6.0	6.8	6.2	7.2	8.0	9.5	6.5	6.9	6.4
<b>Responses</b>	407	411	409	408	395	409	408	410	411	406

# Directorates 2

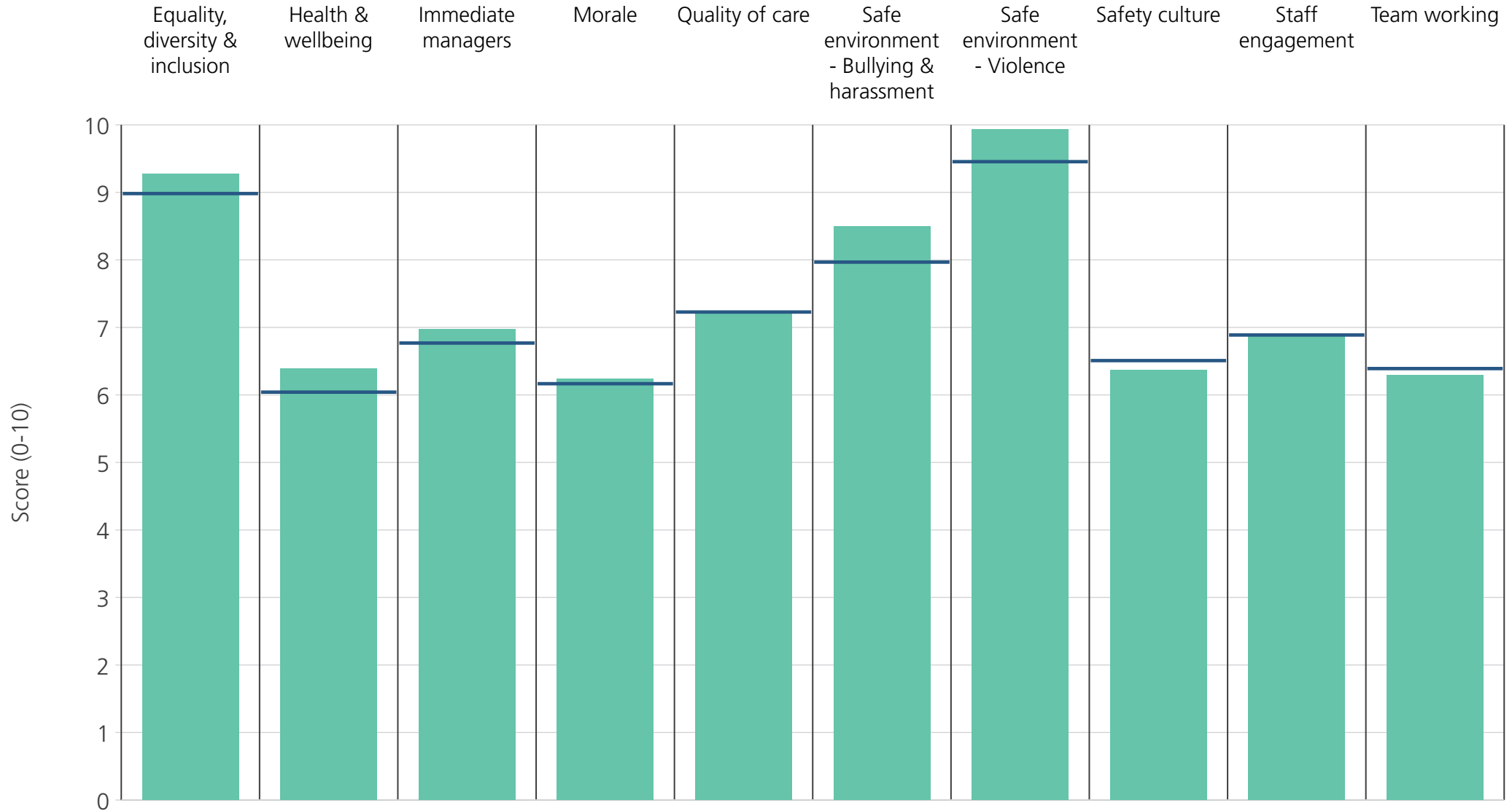
Gloucestershire Hospitals NHS Foundation Trust  
2020 NHS Staff Survey Results



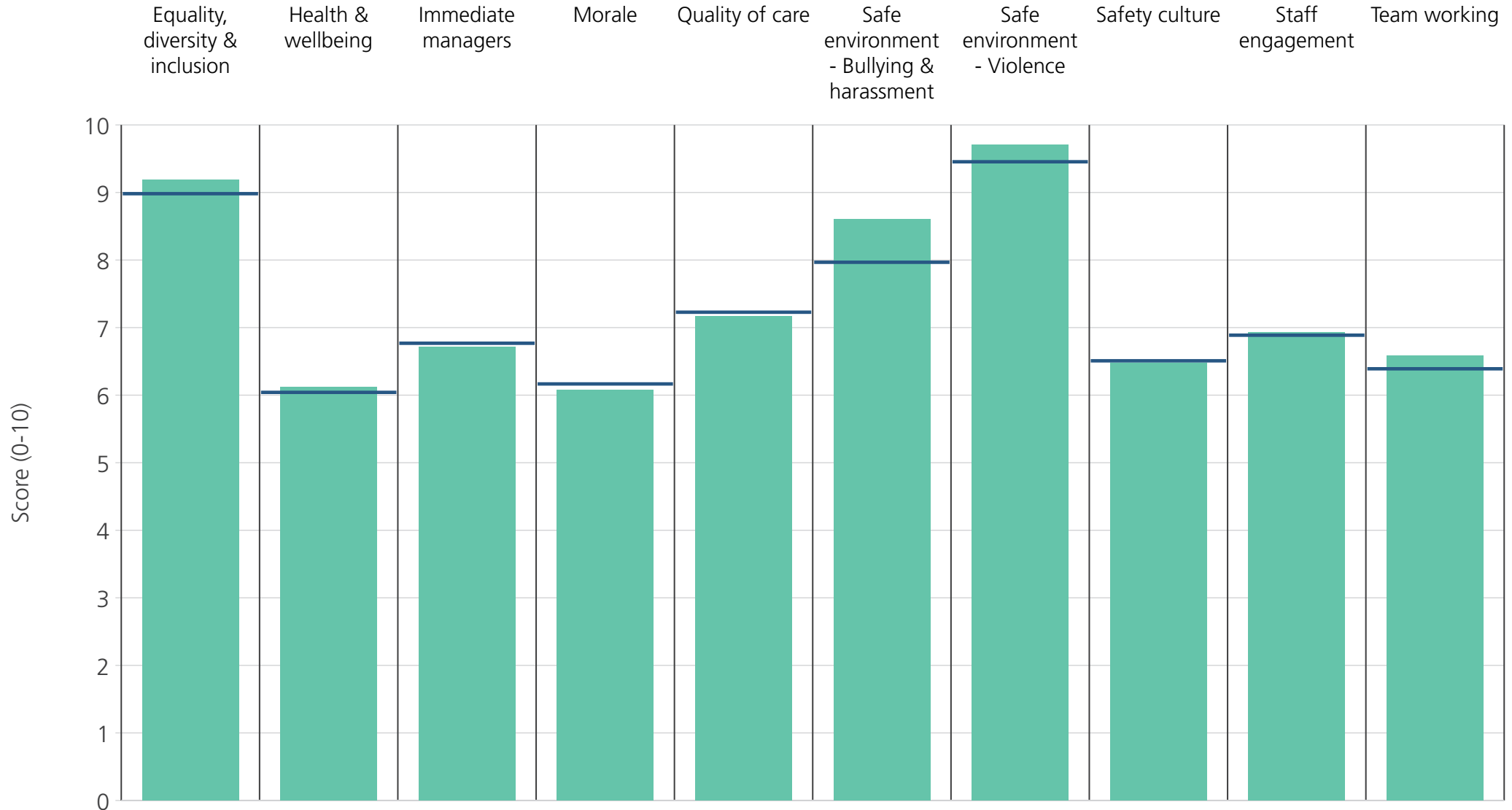
<b>Directorate</b>	9.4	6.2	7.0	6.5	7.2	8.7	9.9	6.6	7.1	6.4
<b>Your org</b>	9.0	6.0	6.8	6.2	7.2	8.0	9.5	6.5	6.9	6.4
<b>Responses</b>	142	143	143	142	140	143	143	143	143	141



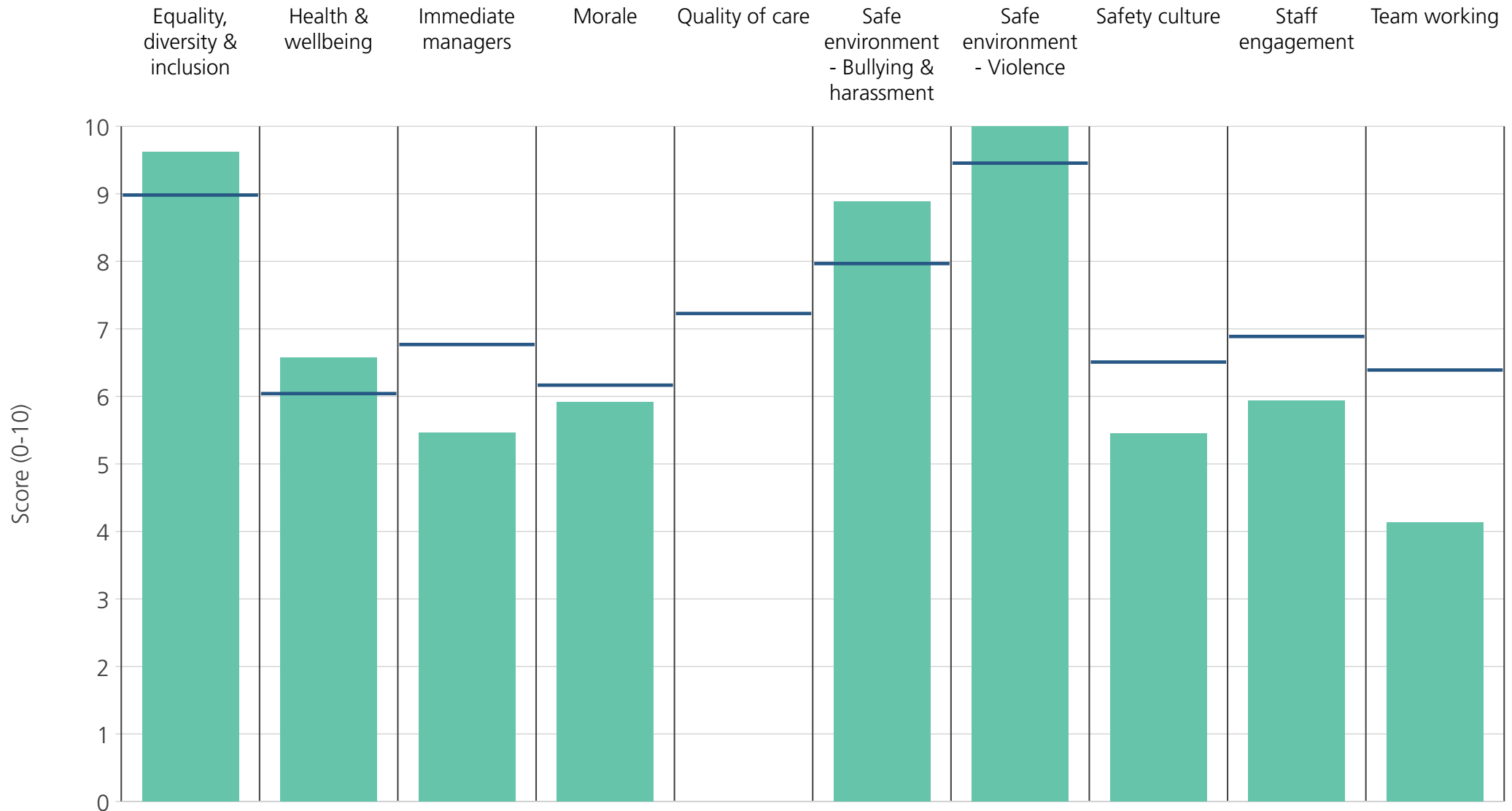
<b>Directorate</b>	8.9	5.6	6.7	6.0	7.7	7.7	8.9	6.6	6.8	6.2
<b>Your org</b>	9.0	6.0	6.8	6.2	7.2	8.0	9.5	6.5	6.9	6.4
<b>Responses</b>	506	512	509	512	493	506	507	512	512	504



<b>Directorate</b>	9.3	6.4	7.0	6.2	7.2	8.5	9.9	6.4	6.9	6.3
<b>Your org</b>	9.0	6.0	6.8	6.2	7.2	8.0	9.5	6.5	6.9	6.4
<b>Responses</b>	928	932	932	932	554	929	932	930	935	926

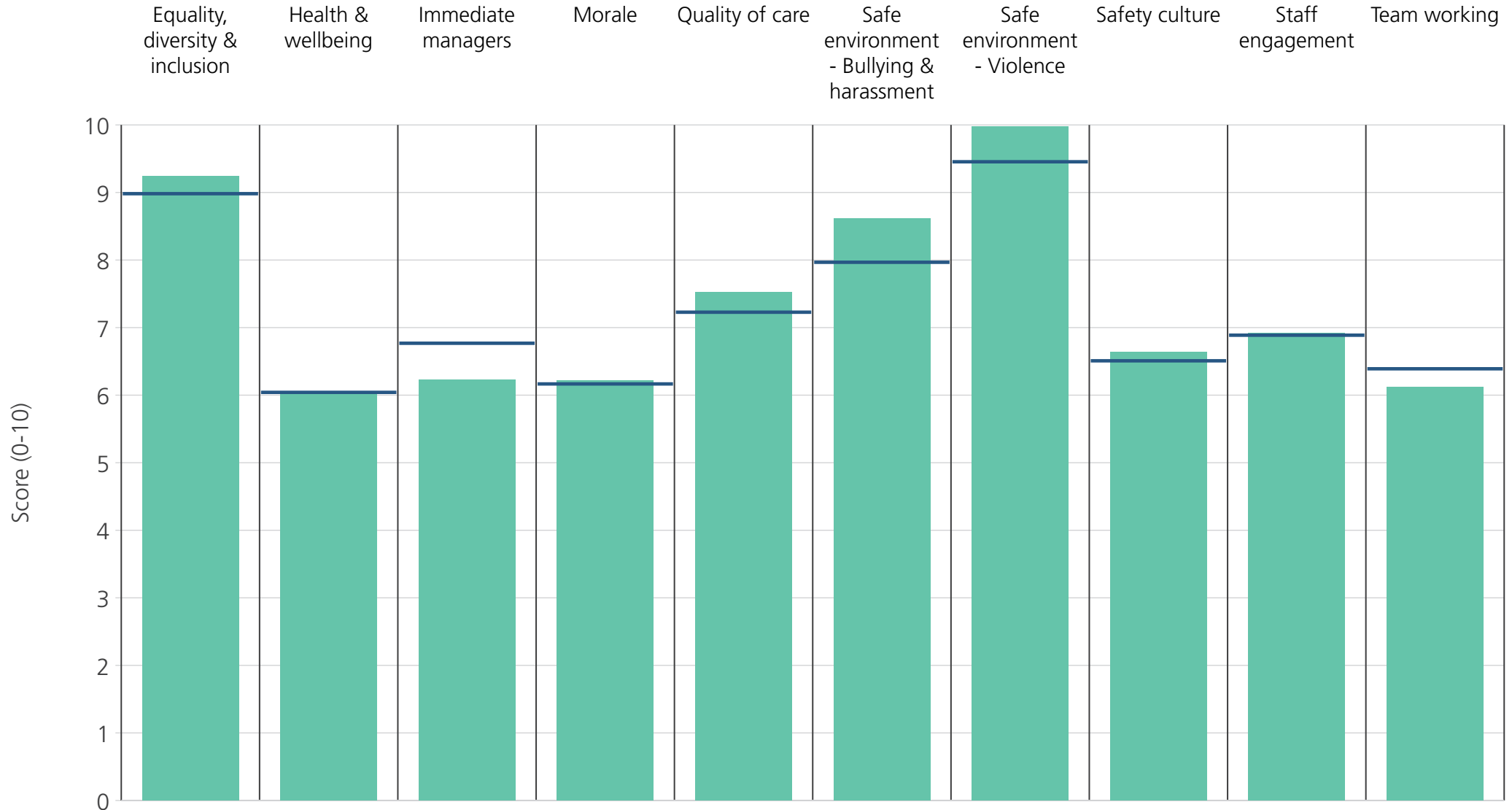


<b>Directorate</b>	9.2	6.1	6.7	6.1	7.2	8.6	9.7	6.5	6.9	6.6
<b>Your org</b>	9.0	6.0	6.8	6.2	7.2	8.0	9.5	6.5	6.9	6.4
<b>Responses</b>	264	264	265	265	263	266	265	265	266	261

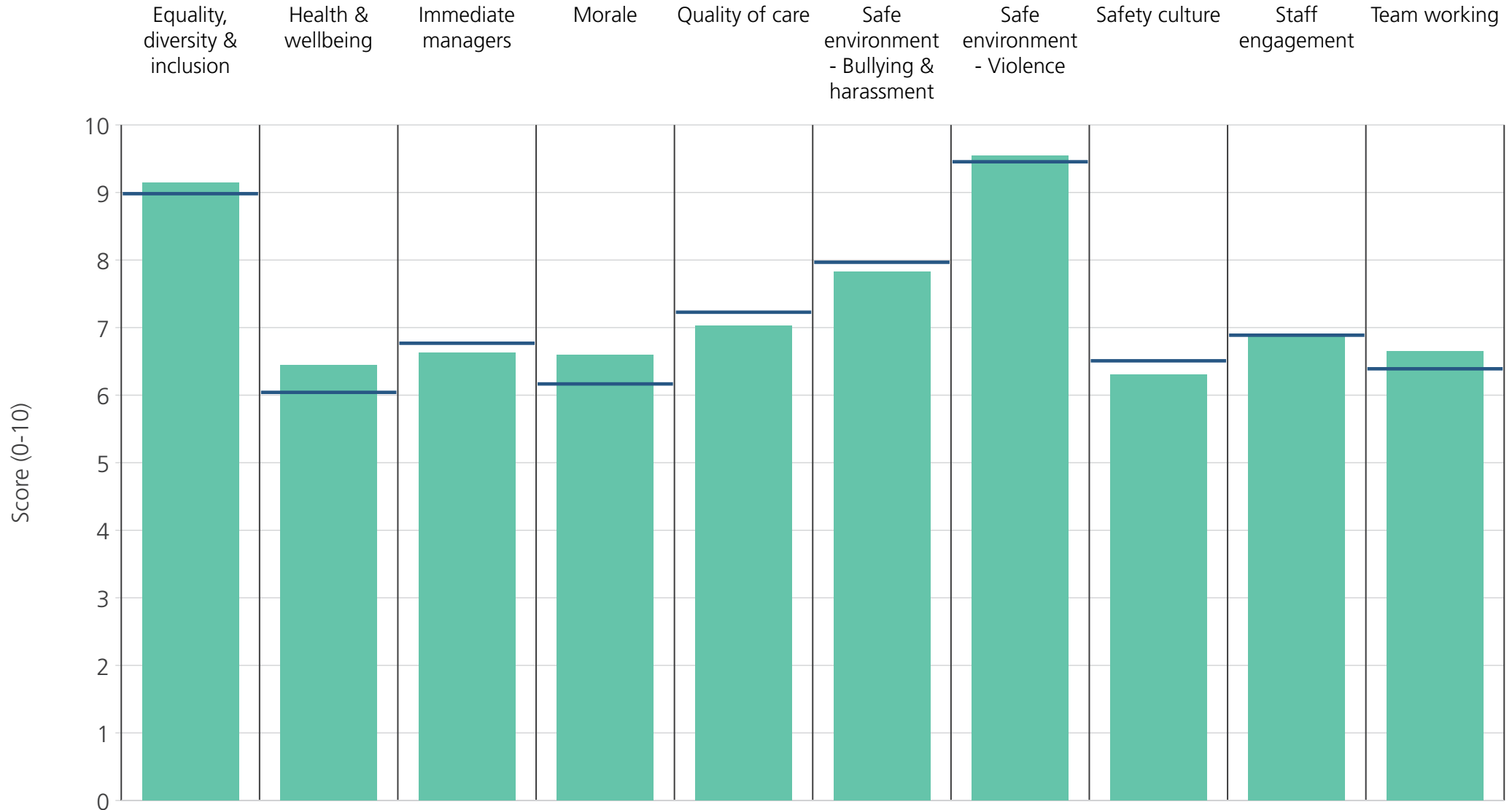


<b>Directorate</b>	9.6	6.6	5.5	5.9	7.2	8.9	10.0	5.4	5.9	4.1
<b>Your org</b>	9.0	6.0	6.8	6.2	7.2	8.0	9.5	6.5	6.9	6.4
<b>Responses</b>	13	13	13	13	9	12	13	13	13	13

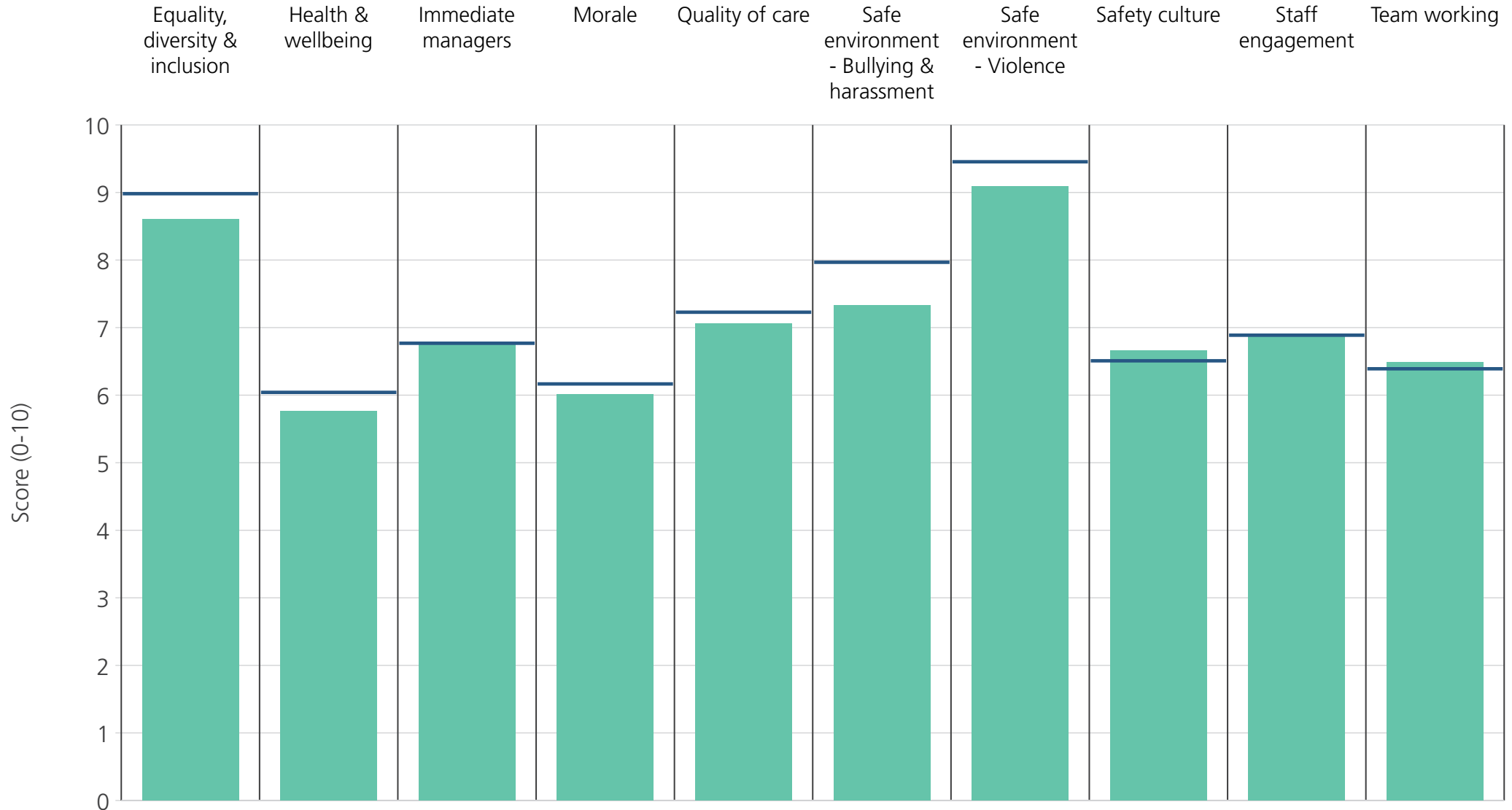




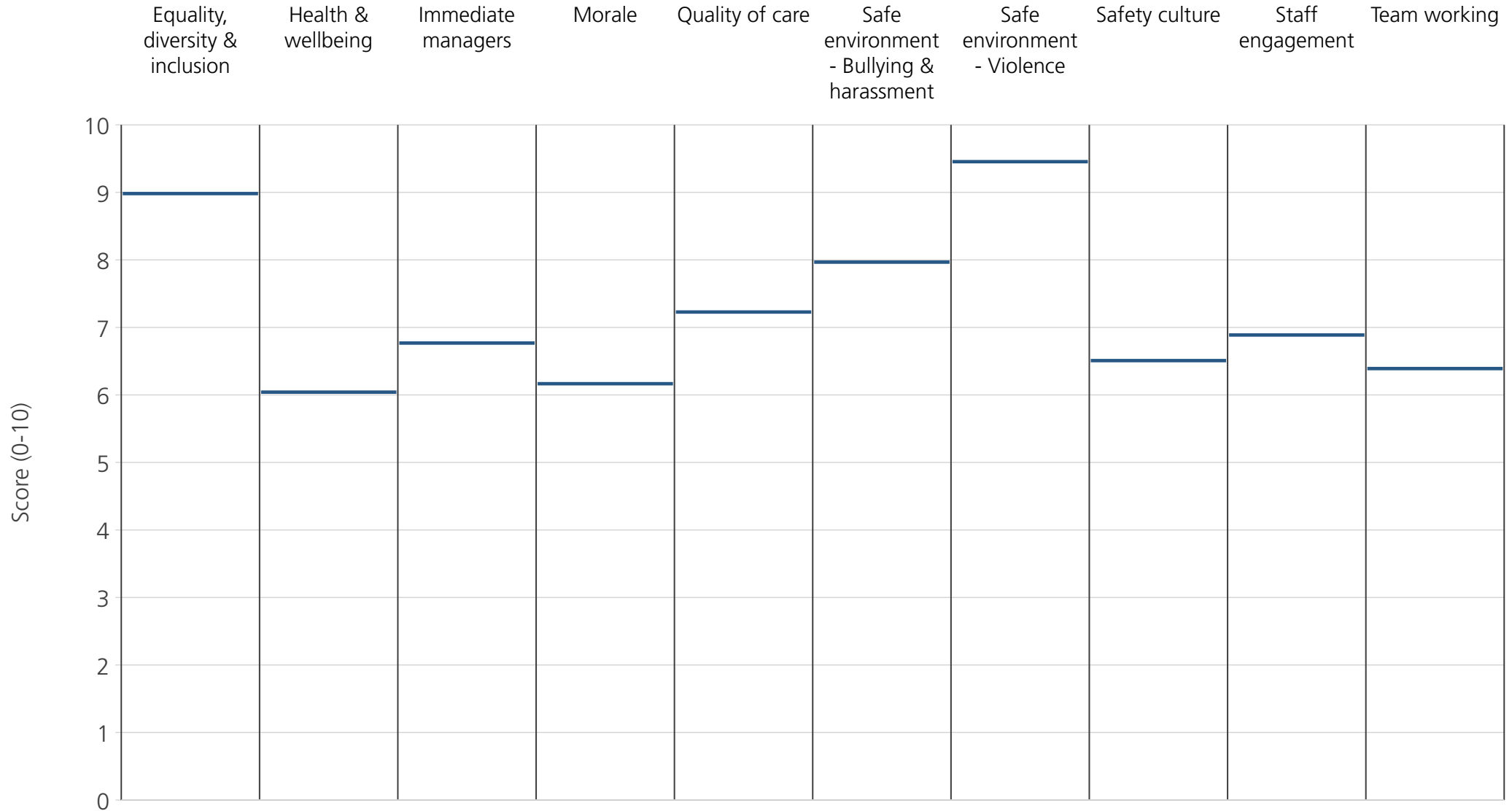
<b>Directorate</b>	9.2	6.0	6.2	6.2	7.5	8.6	10.0	6.6	6.9	6.1
<b>Your org</b>	9.0	6.0	6.8	6.2	7.2	8.0	9.5	6.5	6.9	6.4
<b>Responses</b>	157	158	158	158	149	156	158	158	158	155



<b>Directorate</b>	9.1	6.4	6.6	6.6	7.0	7.8	9.5	6.3	6.9	6.6
<b>Your org</b>	9.0	6.0	6.8	6.2	7.2	8.0	9.5	6.5	6.9	6.4
<b>Responses</b>	364	365	364	364	365	363	362	364	365	364



<b>Directorate</b>	8.6	5.8	6.8	6.0	7.1	7.3	9.1	6.7	6.9	6.5
<b>Your org</b>	9.0	6.0	6.8	6.2	7.2	8.0	9.5	6.5	6.9	6.4
<b>Responses</b>	1112	1117	1119	1116	1102	1110	1115	1120	1120	1097



Directorate	9.0	6.0	6.8	6.2	7.2	8.0	9.5	6.5	6.9	6.4
Your org	9.0	6.0	6.8	6.2	7.2	8.0	9.5	6.5	6.9	6.4
Responses	5	5	5	5	5	5	5	5	5	5