

# Birmingham Women's and Children's NHS Foundation Trust

2020 NHS Staff Survey

**Directorate Report**

**Contents**

Introduction . . . . .	3
Themes – Directorates 1 . . . . .	4
Add Prof Scientific And Technic . . . . .	5
Additional Clinical Services . . . . .	6
Administrative And Clerical . . . . .	7
Allied Health Professionals . . . . .	8
Estates And Ancillary . . . . .	9
Healthcare Scientists . . . . .	10
Medical And Dental . . . . .	11
Nursing And Midwifery Registered . . . . .	12
Students . . . . .	13
Themes – Directorates 2 . . . . .	14
Division Of Corporate Services . . . . .	15
Division Of Genetics Services . . . . .	16
Division Of Mental Health Services . . . . .	17
Division Of Women's Services . . . . .	18
Ng Division Of Medicine . . . . .	19
Ng Division Of Surgery . . . . .	20

This directorate report for Birmingham Women's and Children's NHS Foundation Trust contains results by directorate for themes from the 2020 NHS Staff Survey. These results are compared to the unweighted average for your organisation.

**Please note:** It is possible that there are differences between the 'Your org' scores reported in this directorate report and those in the benchmark report. This is because the results in the benchmark report are weighted to allow for fair comparisons between organisations of a similar type. However, in this report comparisons are made within your organisation so the unweighted organisation result is a more appropriate point of comparison.

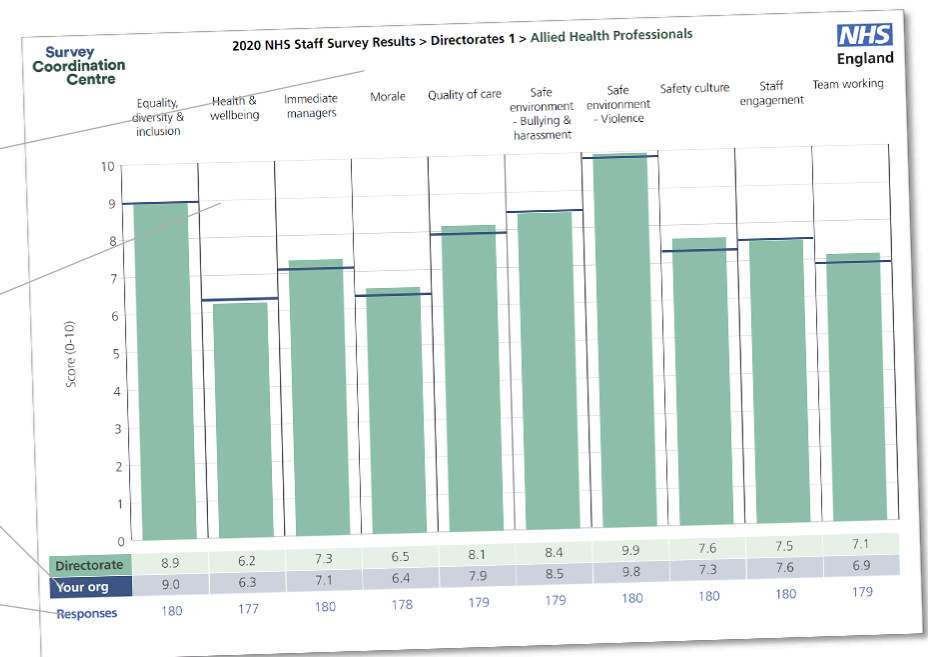
The directorate breakdowns used in this report were provided and defined by Birmingham Women's and Children's NHS Foundation Trust. Details of how the theme scores were calculated are included in the Technical Document, available to download from our [results website](#).

## Key features

Breakdown type and **directorate name** are specified in the header. Black text in the header is hyperlinked: clicking on '2020 NHS Staff Survey Results' navigates back to the contents page.

Directorate results are presented in the context of the (unweighted) **organisation average ('Your org')**, so it is easy to tell if a directorate is performing better or worse than the organisation average. For all themes, a higher score is a better result than a lower score.

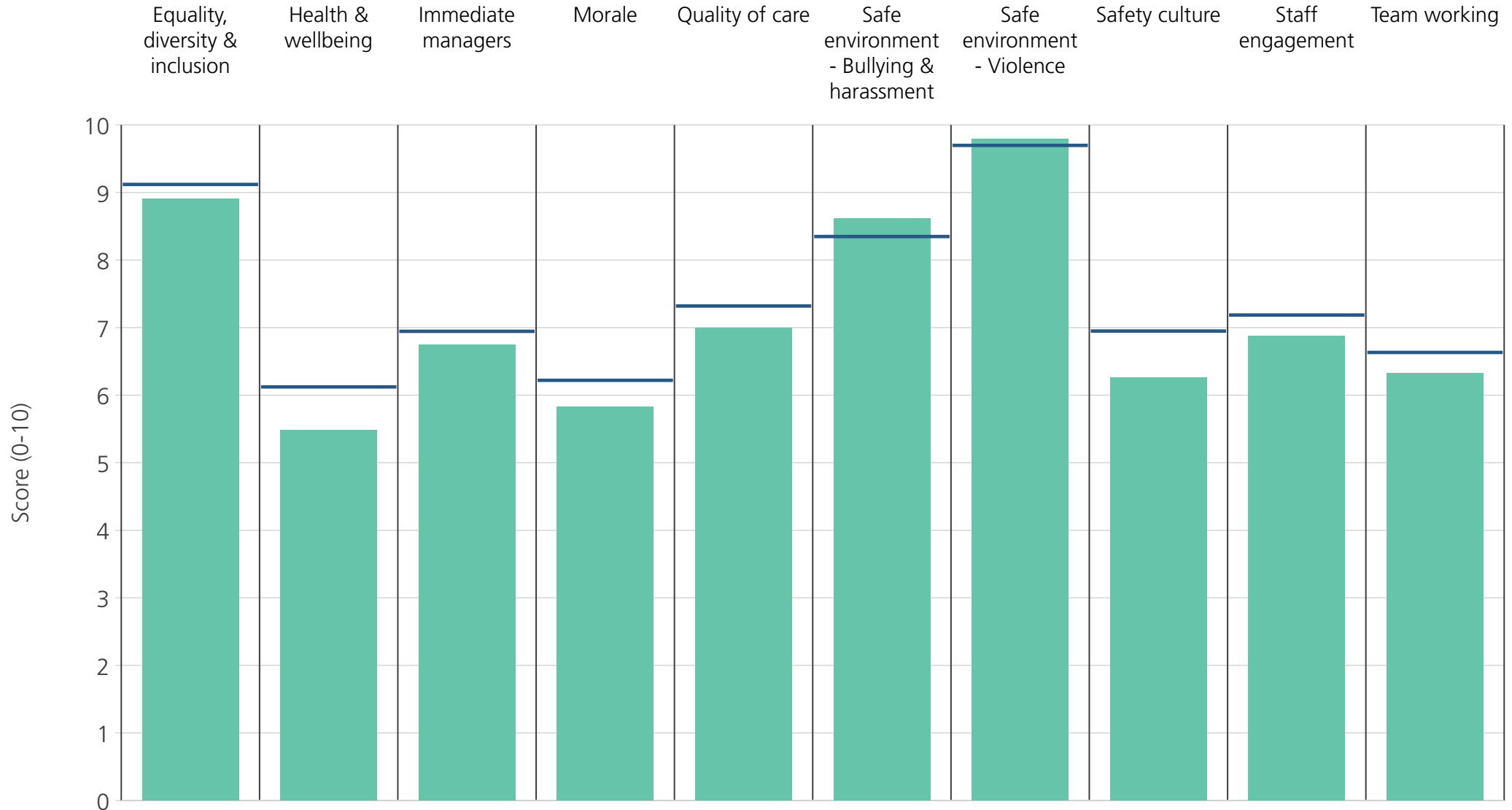
The **number of responses** feeding into each theme score **for the given directorate** is specified below the table containing the directorate and trust scores.



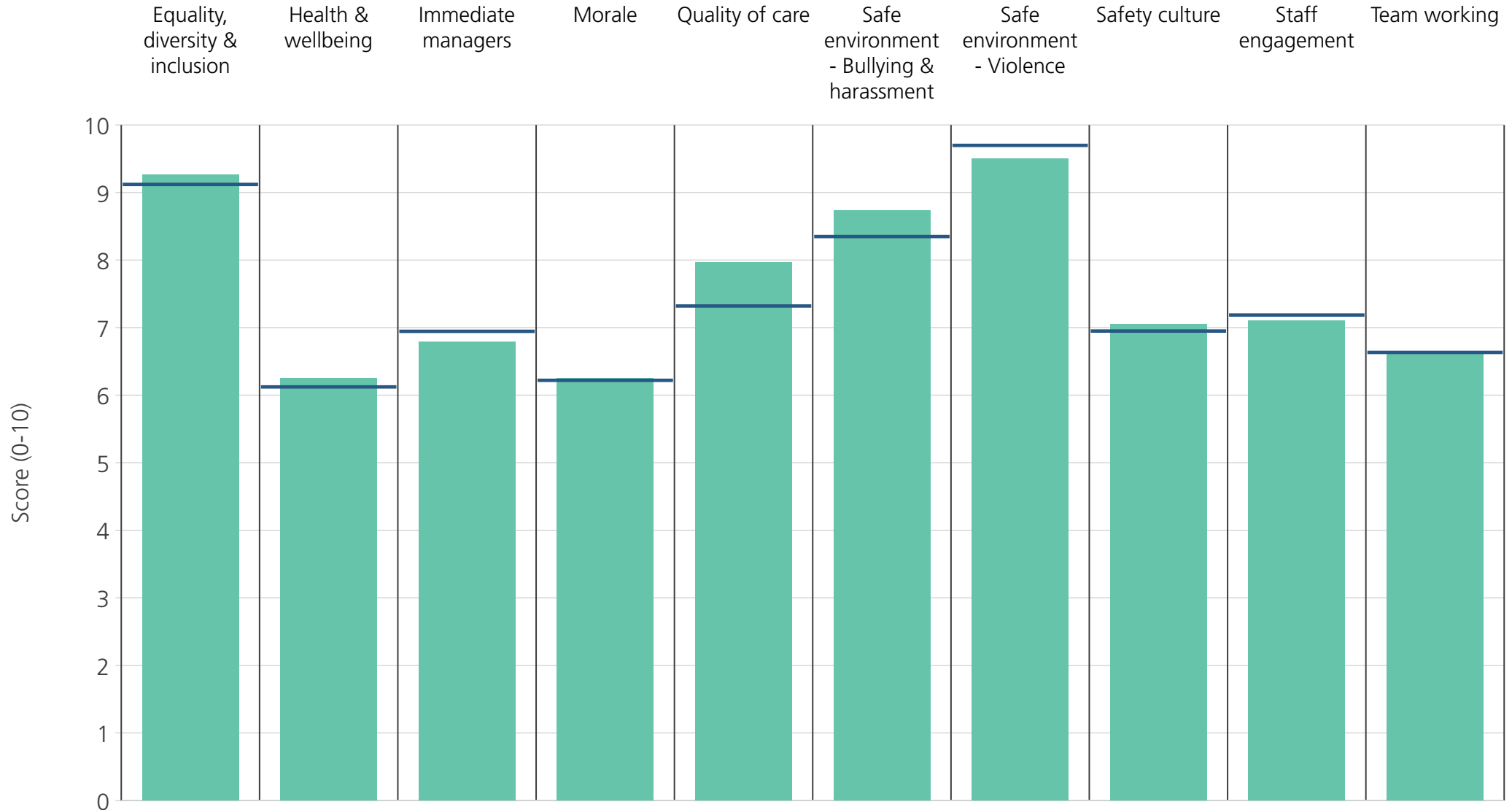
**! Note:** when there are less than 11 responses in a group, results are suppressed to protect staff confidentiality

# Directorates 1

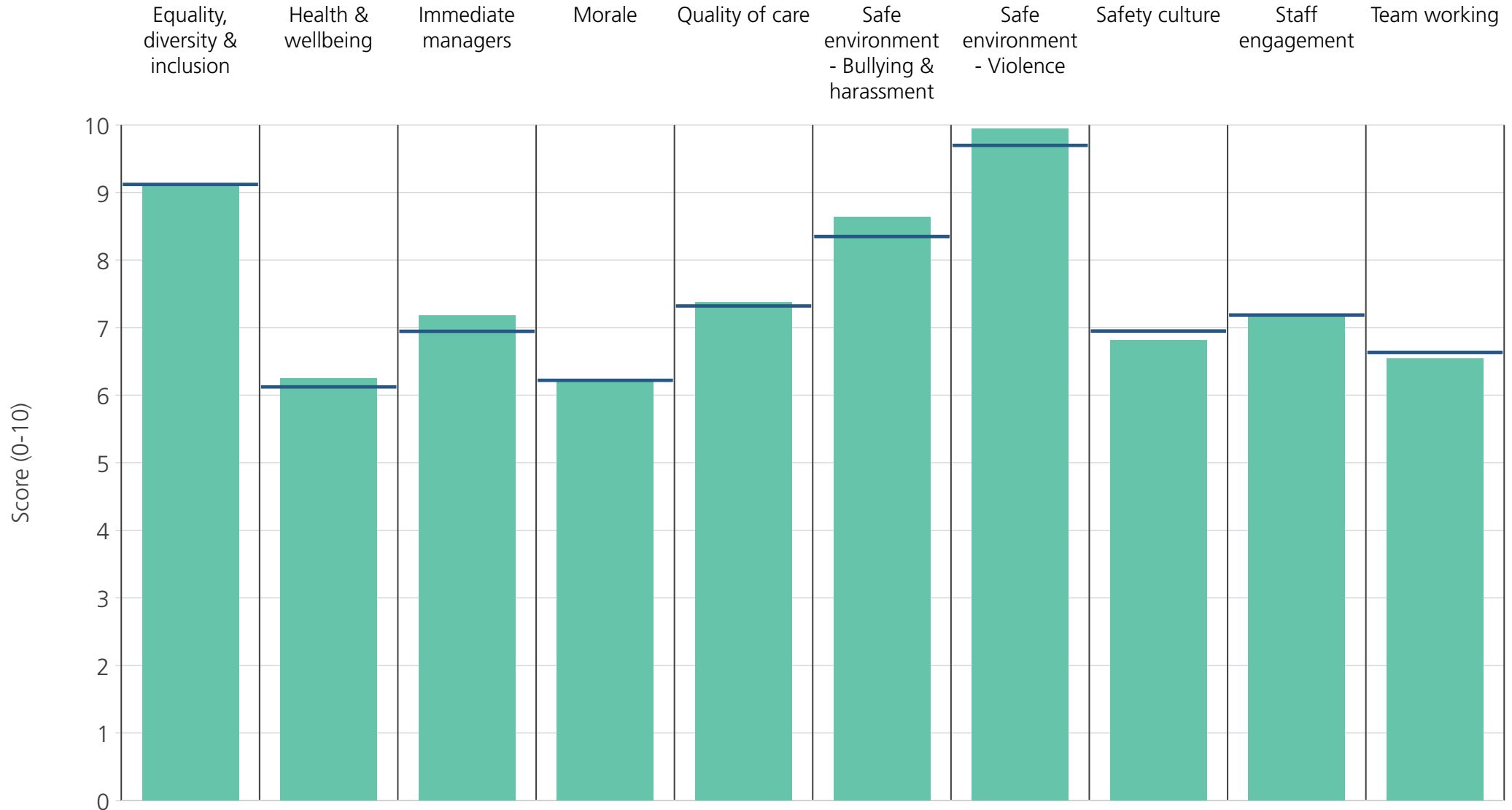
Birmingham Women's and Children's NHS Foundation Trust  
2020 NHS Staff Survey Results



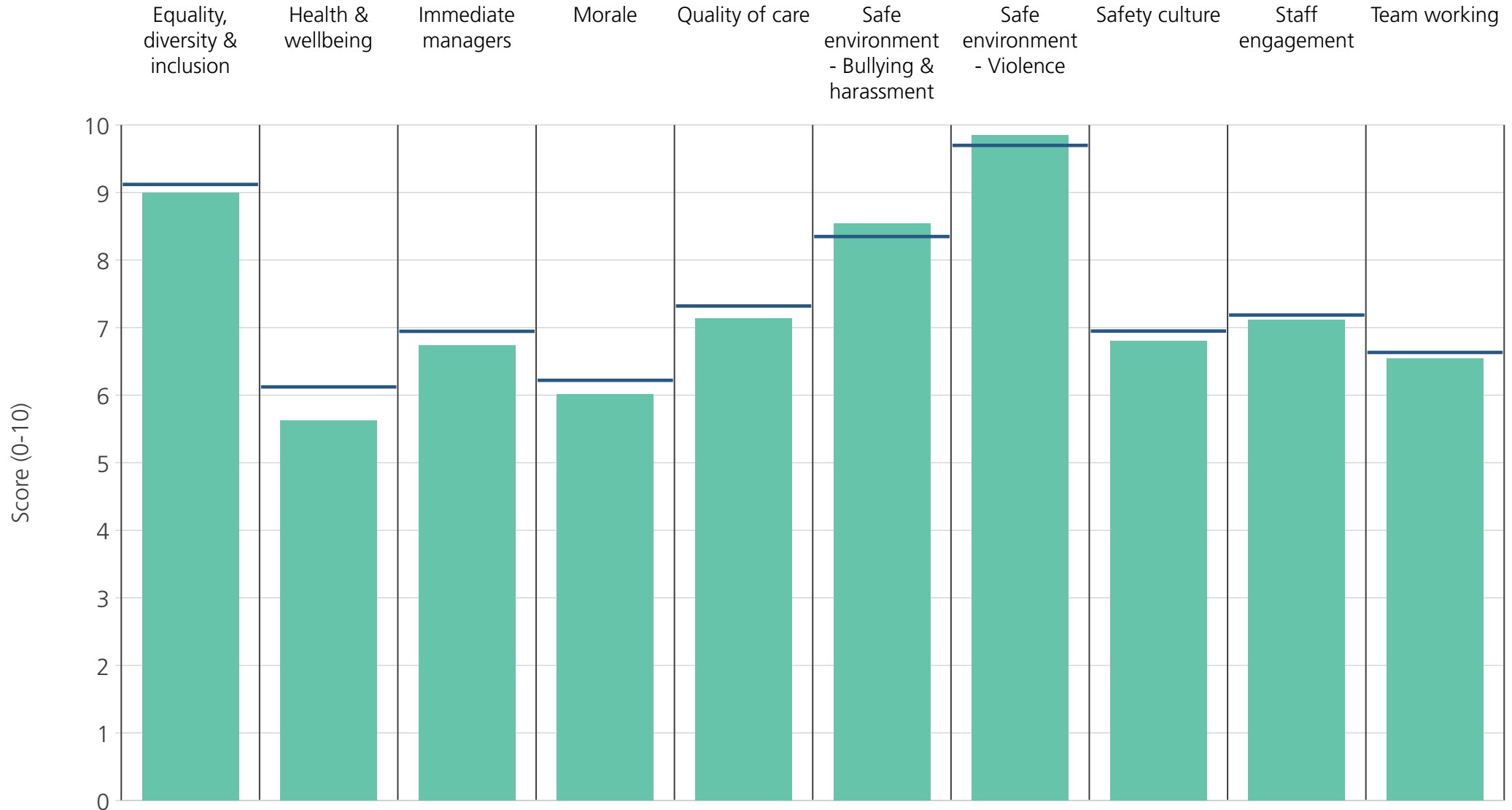
Directorate	8.9	5.5	6.8	5.8	7.0	8.6	9.8	6.3	6.9	6.3
Your org	9.1	6.1	6.9	6.2	7.3	8.3	9.7	6.9	7.2	6.6
Responses	113	111	113	113	112	113	112	113	113	112



<b>Directorate</b>	9.3	6.2	6.8	6.3	8.0	8.7	9.5	7.0	7.1	6.6
<b>Your org</b>	9.1	6.1	6.9	6.2	7.3	8.3	9.7	6.9	7.2	6.6
<b>Responses</b>	326	328	328	327	307	324	327	328	327	324

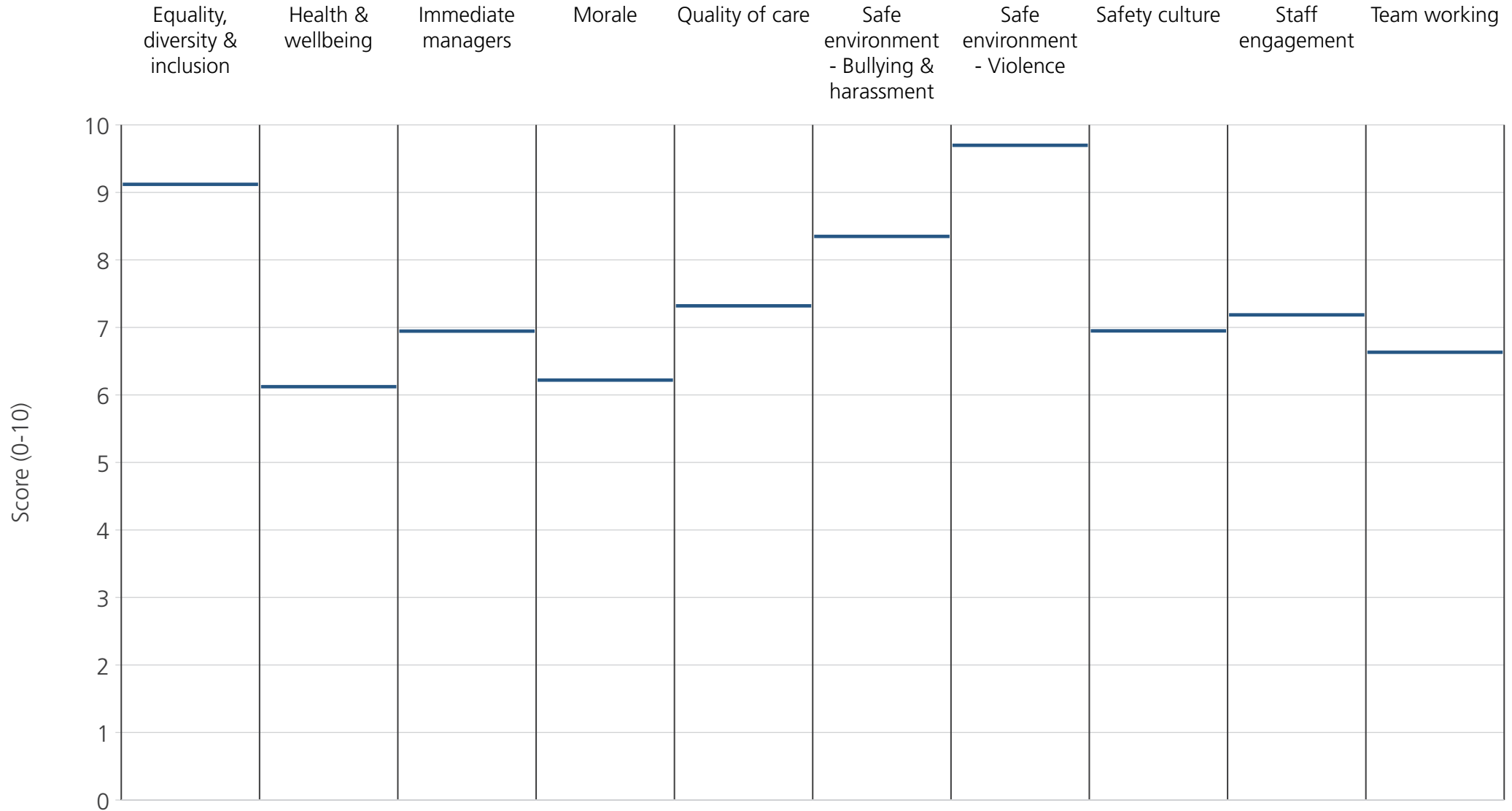


<b>Directorate</b>	9.1	6.2	7.2	6.2	7.4	8.6	9.9	6.8	7.2	6.5
<b>Your org</b>	9.1	6.1	6.9	6.2	7.3	8.3	9.7	6.9	7.2	6.6
<b>Responses</b>	586	589	589	589	339	585	586	589	590	579

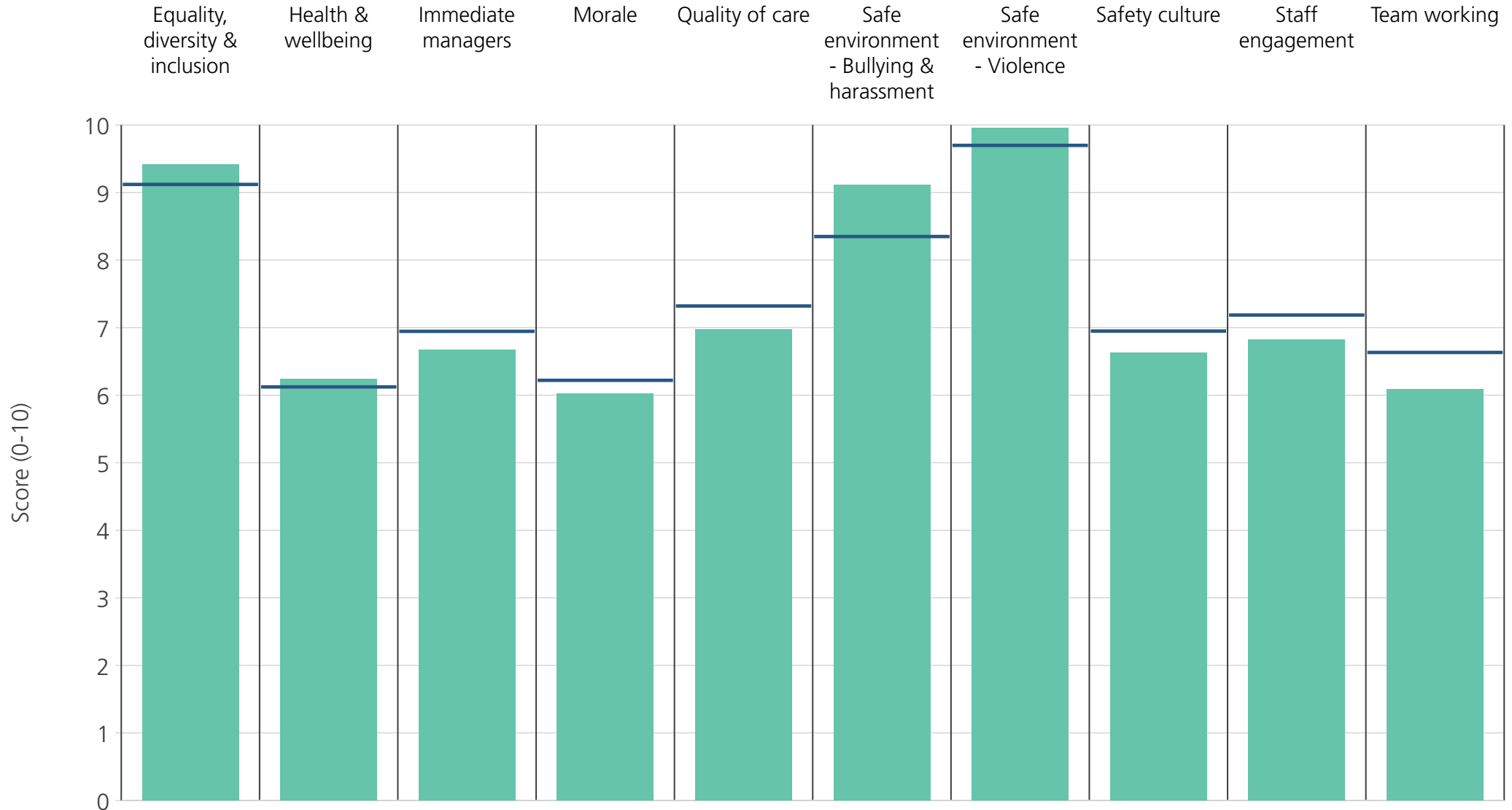


<b>Directorate</b>	9.0	5.6	6.7	6.0	7.1	8.5	9.8	6.8	7.1	6.5
<b>Your org</b>	9.1	6.1	6.9	6.2	7.3	8.3	9.7	6.9	7.2	6.6
<b>Responses</b>	131	132	132	132	131	132	132	132	132	131

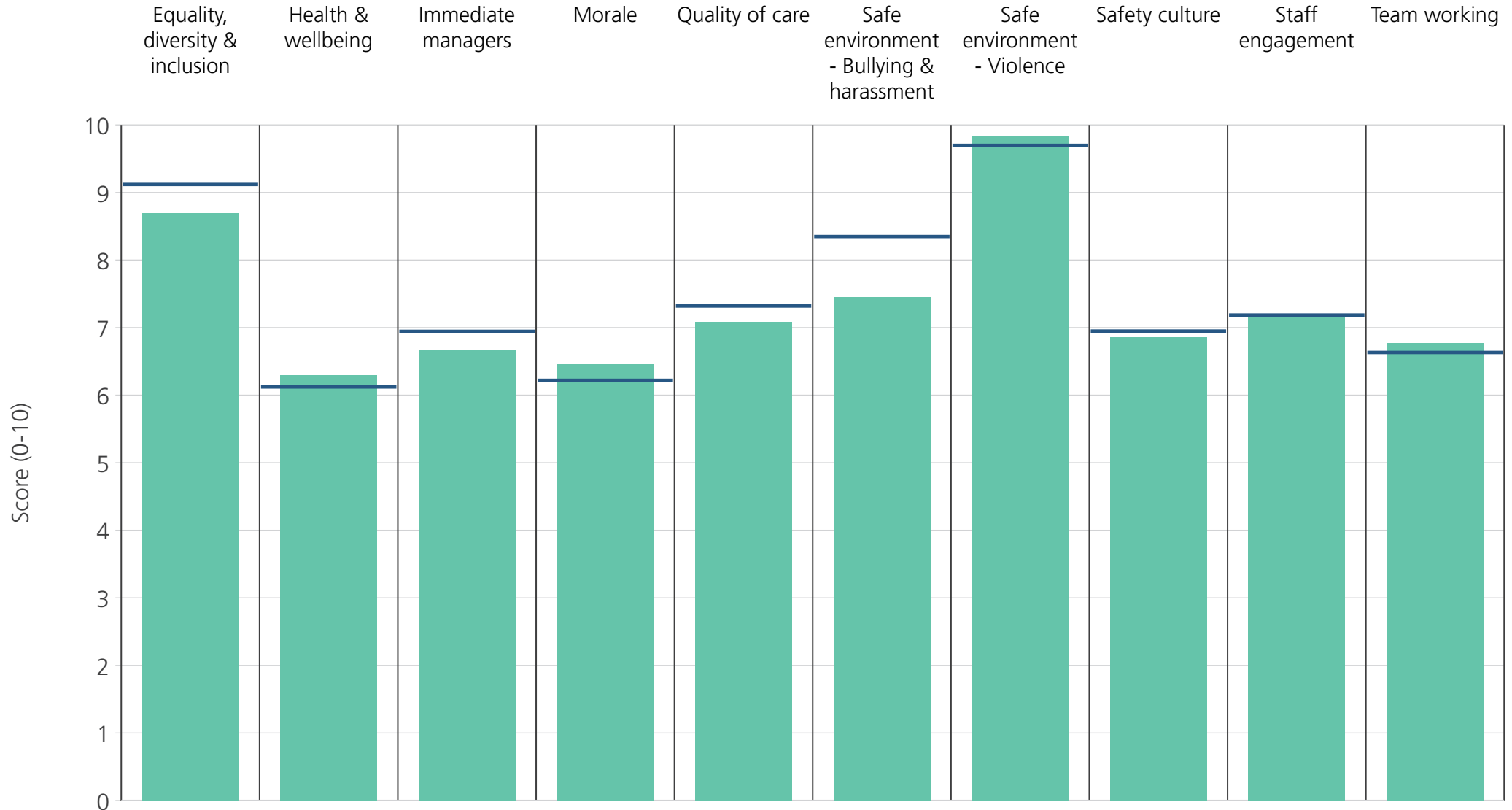




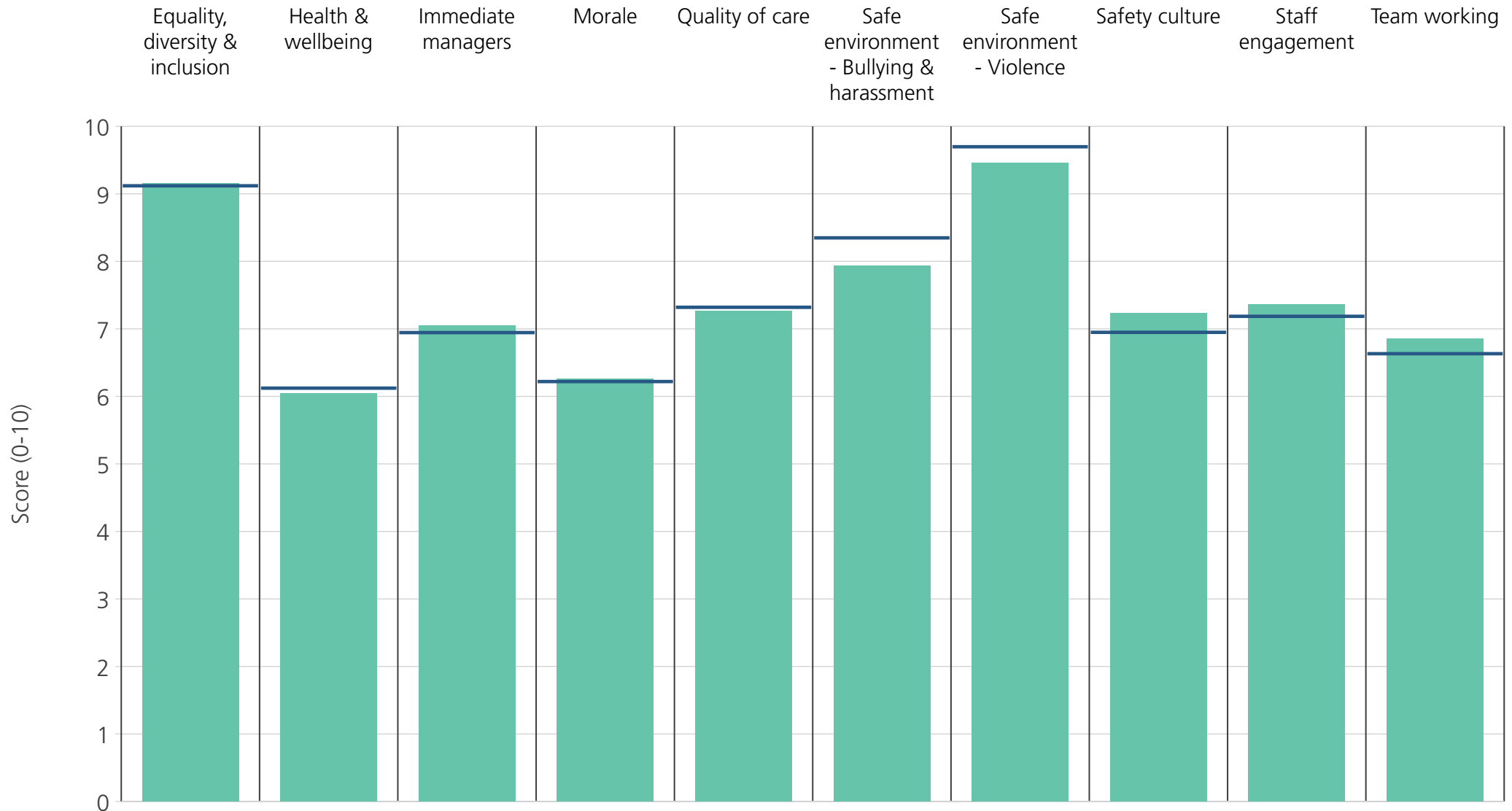
<b>Directorate</b>										
<b>Your org</b>	9.1	6.1	6.9	6.2	7.3	8.3	9.7	6.9	7.2	6.6
<b>Responses</b>	10	10	10	10	9	10	10	9	10	10



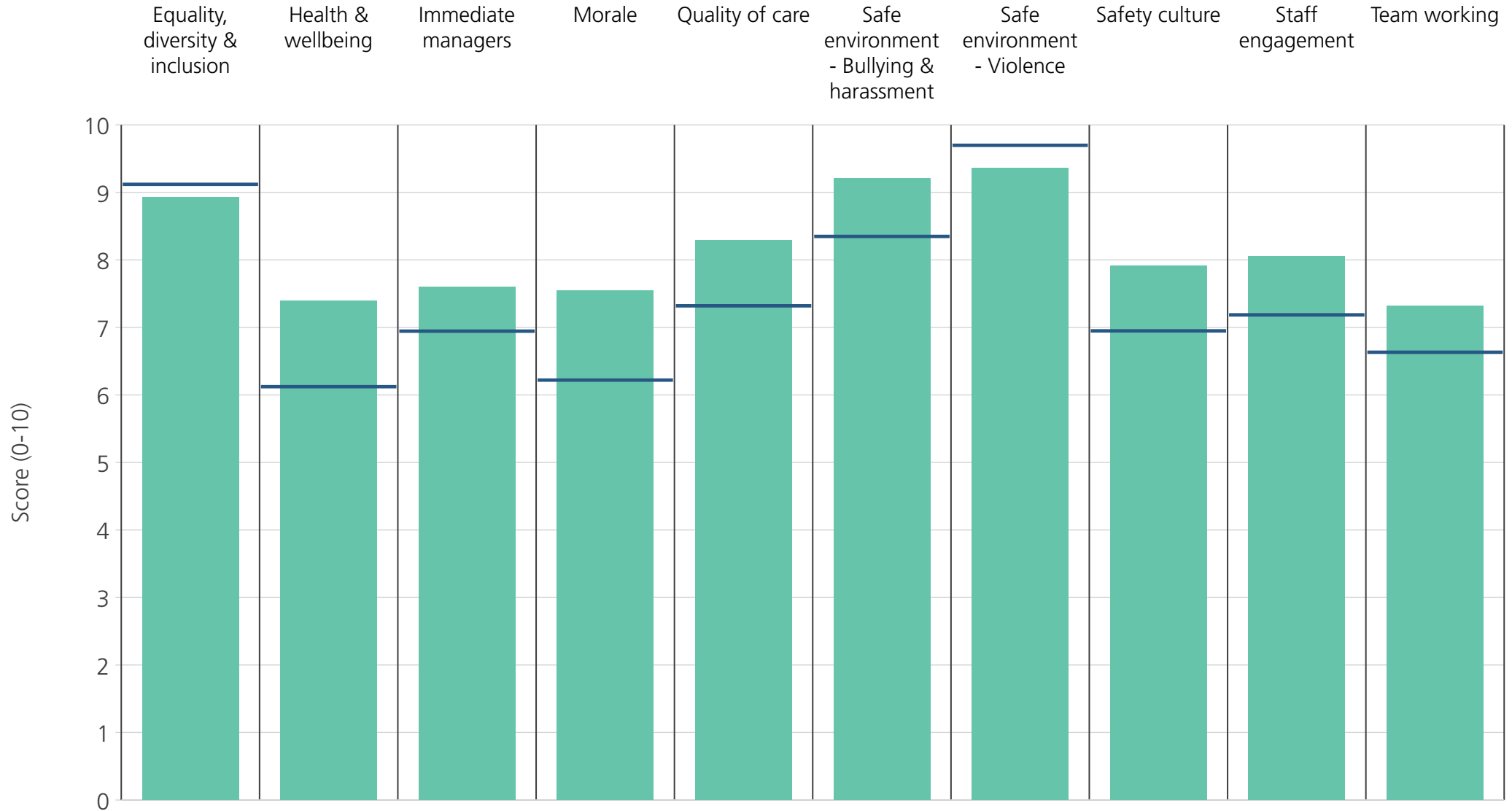
<b>Directorate</b>	9.4	6.2	6.7	6.0	7.0	9.1	10.0	6.6	6.8	6.1
<b>Your org</b>	9.1	6.1	6.9	6.2	7.3	8.3	9.7	6.9	7.2	6.6
<b>Responses</b>	243	243	244	244	225	243	243	244	245	242



<b>Directorate</b>	8.7	6.3	6.7	6.5	7.1	7.5	9.8	6.9	7.2	6.8
<b>Your org</b>	9.1	6.1	6.9	6.2	7.3	8.3	9.7	6.9	7.2	6.6
<b>Responses</b>	245	246	246	242	245	244	246	246	246	244



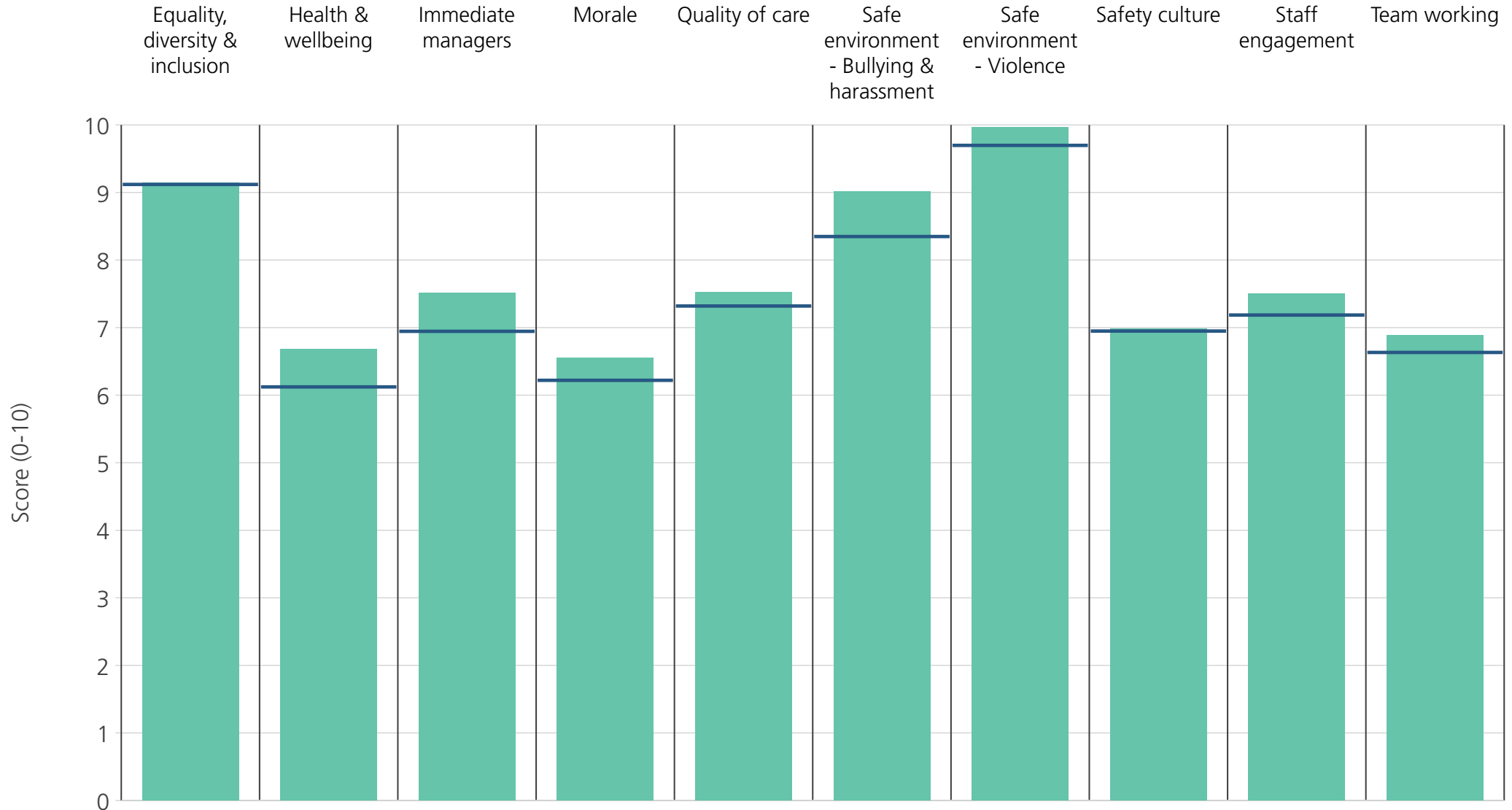
<b>Directorate</b>	9.2	6.0	7.1	6.3	7.3	7.9	9.5	7.2	7.4	6.9
<b>Your org</b>	9.1	6.1	6.9	6.2	7.3	8.3	9.7	6.9	7.2	6.6
<b>Responses</b>	832	833	833	831	824	828	829	834	835	829



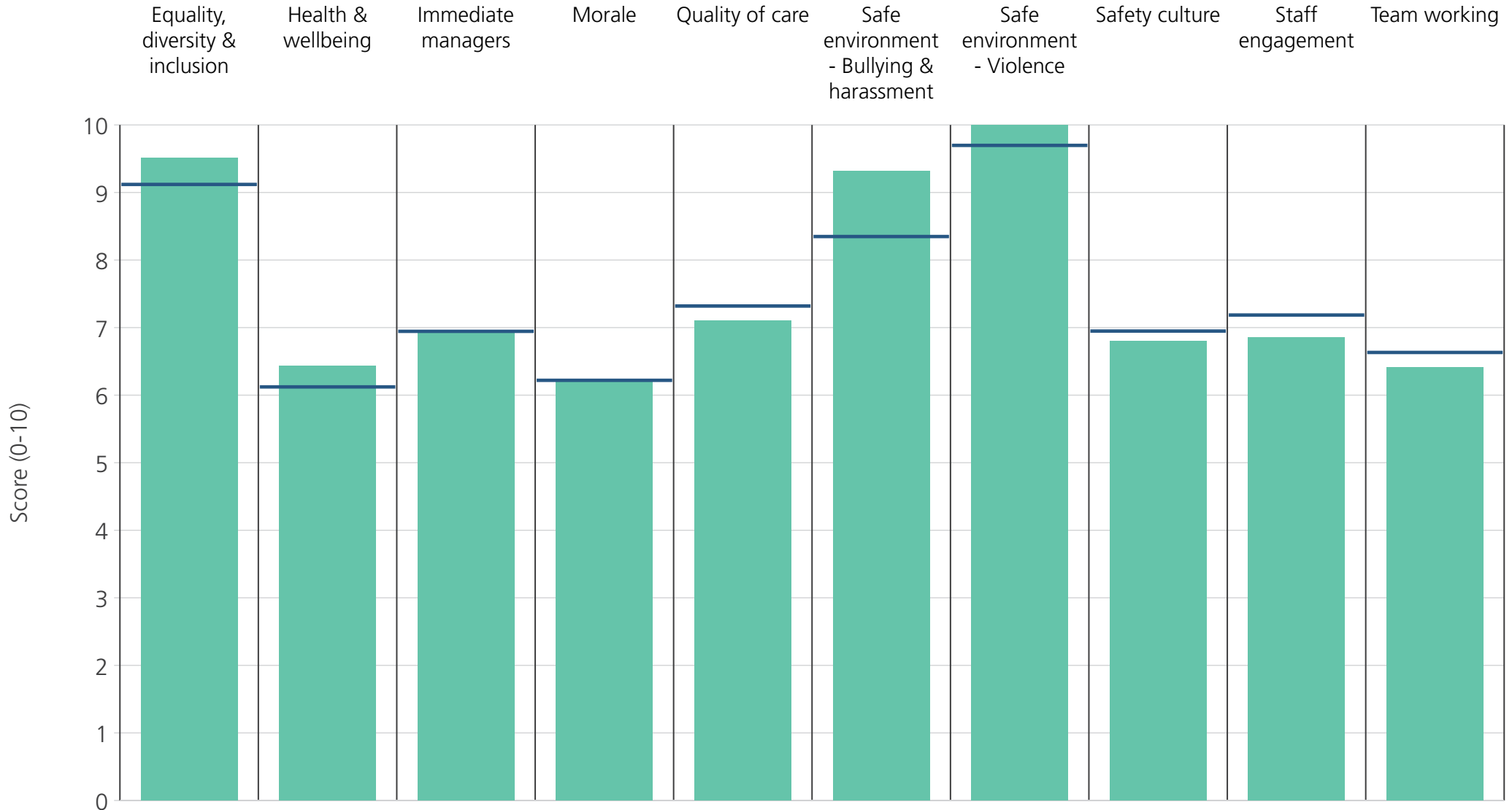
<b>Directorate</b>	8.9	7.4	7.6	7.5	8.3	9.2	9.4	7.9	8.1	7.3
<b>Your org</b>	9.1	6.1	6.9	6.2	7.3	8.3	9.7	6.9	7.2	6.6
<b>Responses</b>	21	21	21	21	21	21	21	21	21	21

# Directorates 2

Birmingham Women's and Children's NHS Foundation Trust  
2020 NHS Staff Survey Results

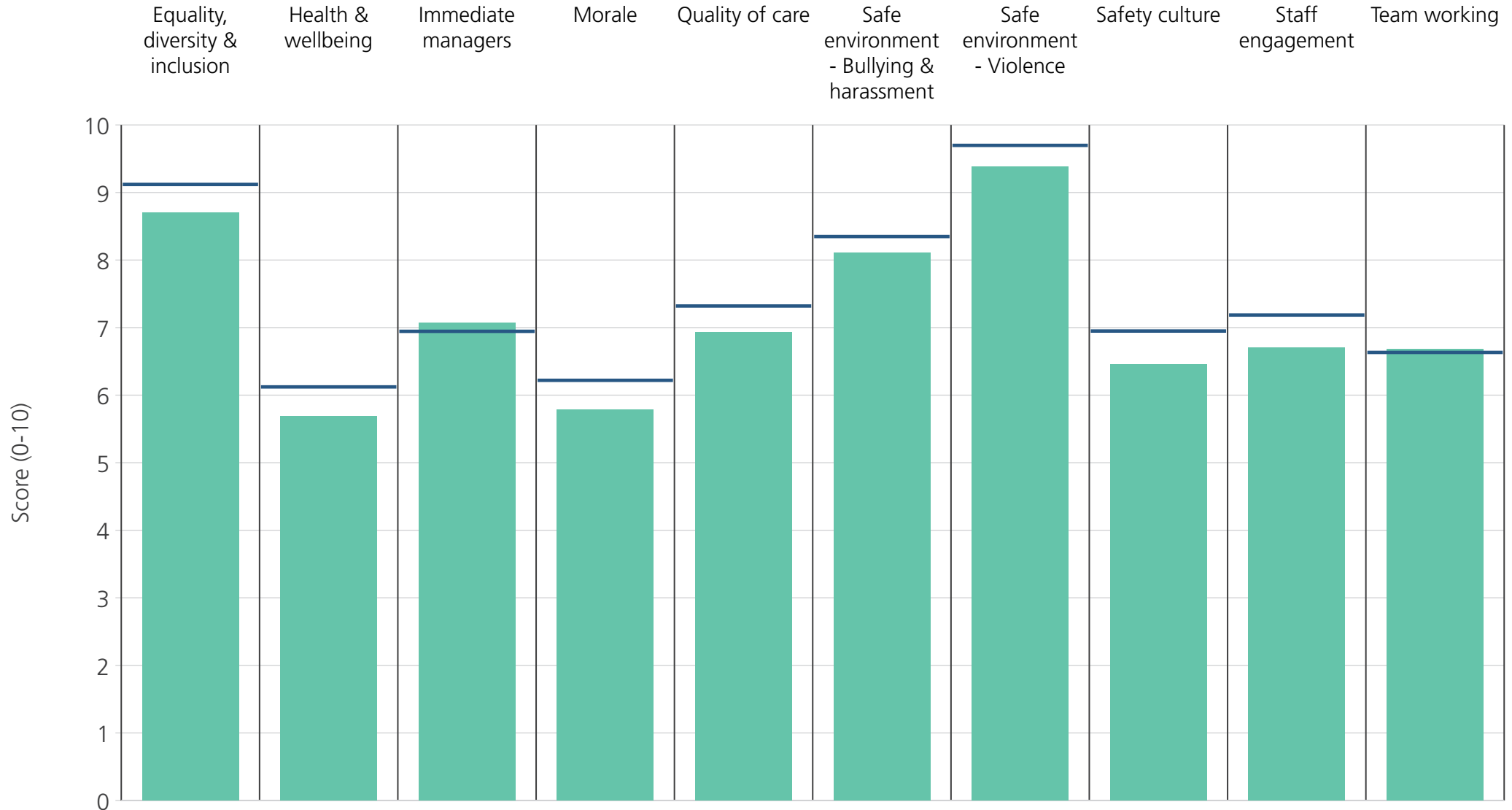


<b>Directorate</b>	9.1	6.7	7.5	6.6	7.5	9.0	10.0	7.0	7.5	6.9
<b>Your org</b>	9.1	6.1	6.9	6.2	7.3	8.3	9.7	6.9	7.2	6.6
<b>Responses</b>	351	352	351	351	186	349	351	352	352	349

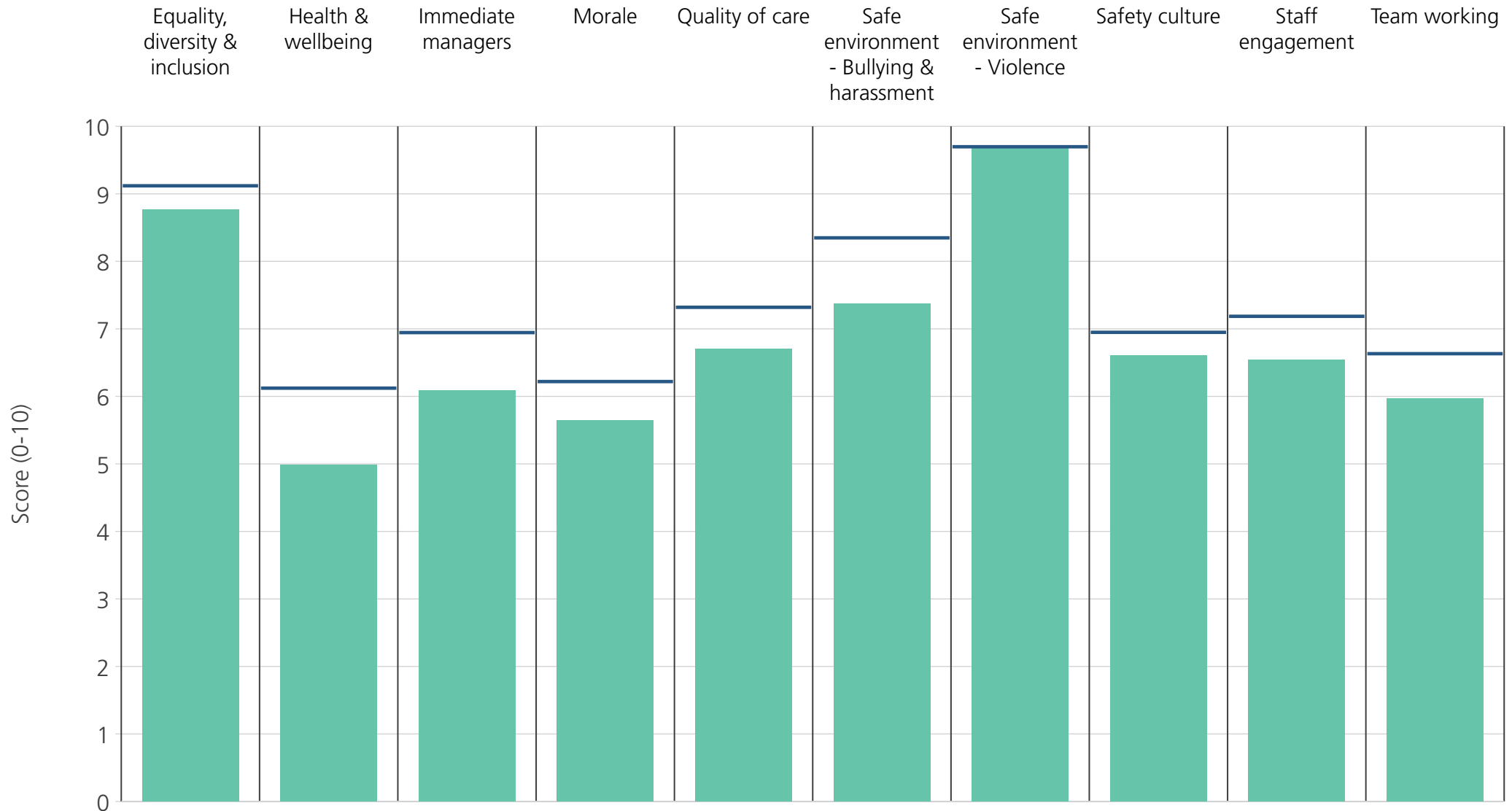


<b>Directorate</b>	9.5	6.4	6.9	6.2	7.1	9.3	10.0	6.8	6.9	6.4
<b>Your org</b>	9.1	6.1	6.9	6.2	7.3	8.3	9.7	6.9	7.2	6.6
<b>Responses</b>	238	239	240	240	205	239	238	240	240	237

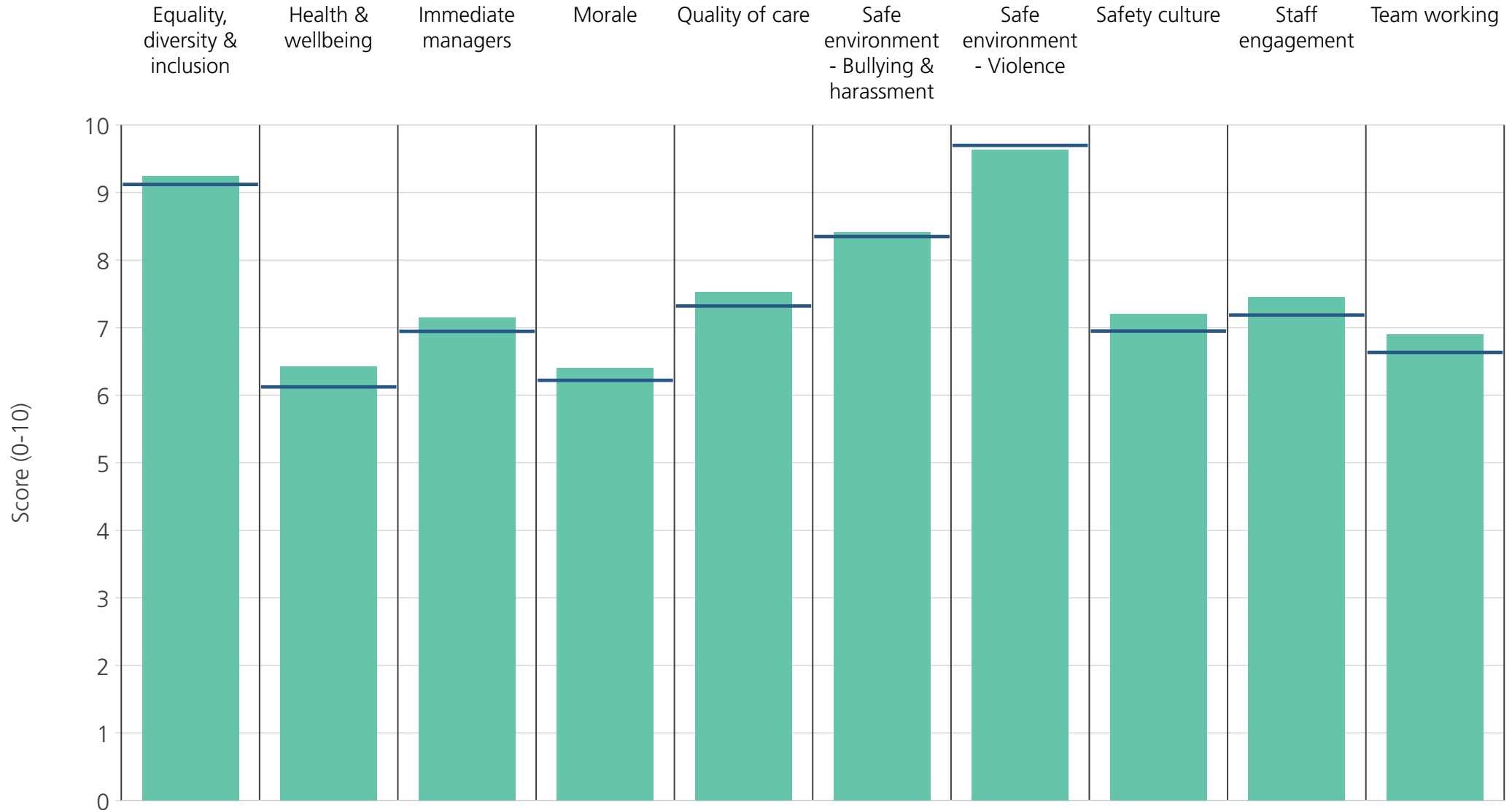




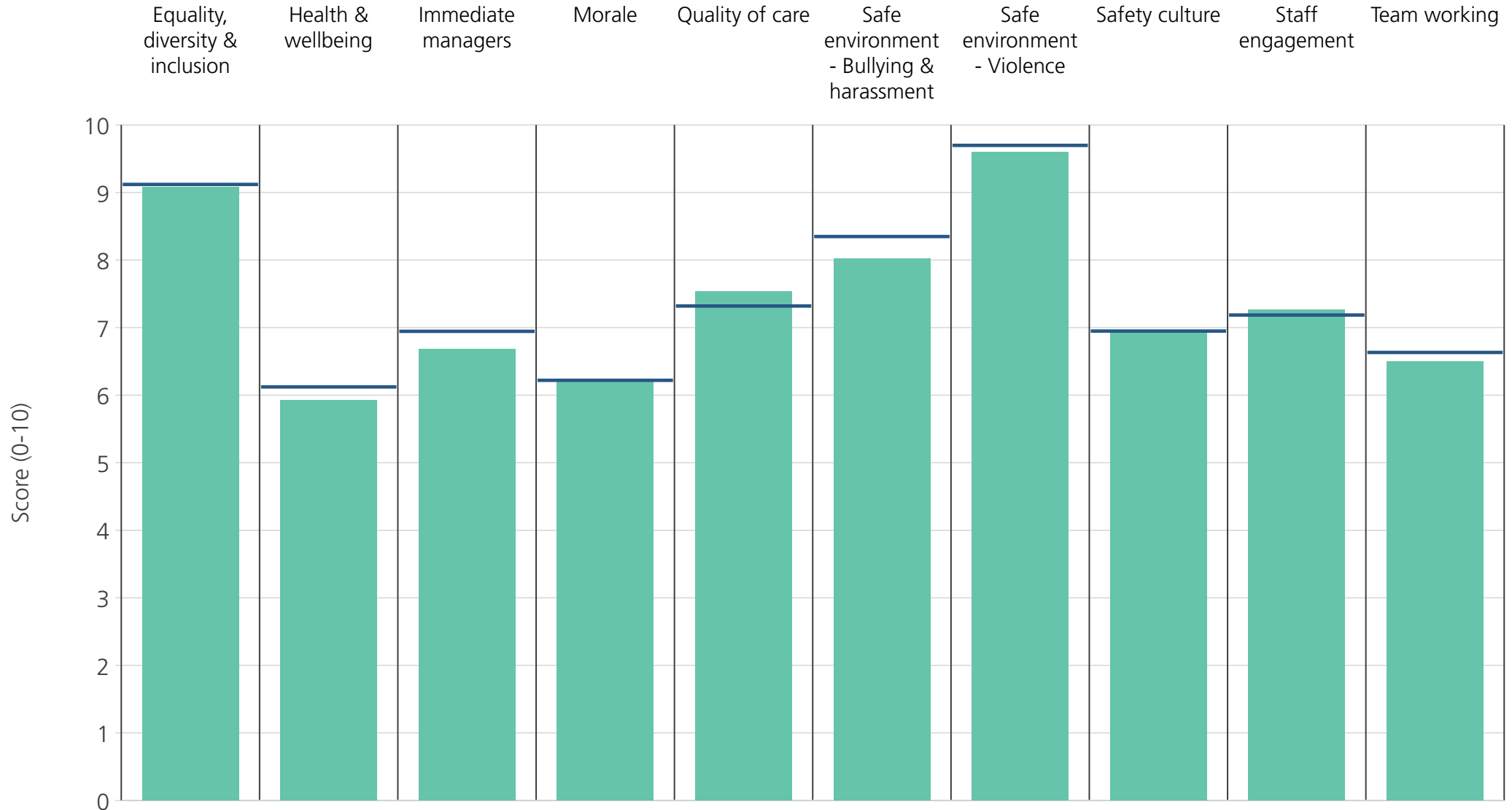
<b>Directorate</b>	8.7	5.7	7.1	5.8	6.9	8.1	9.4	6.5	6.7	6.7
<b>Your org</b>	9.1	6.1	6.9	6.2	7.3	8.3	9.7	6.9	7.2	6.6
<b>Responses</b>	188	190	190	189	172	190	188	189	190	186



<b>Directorate</b>	8.8	5.0	6.1	5.6	6.7	7.4	9.7	6.6	6.5	6.0
<b>Your org</b>	9.1	6.1	6.9	6.2	7.3	8.3	9.7	6.9	7.2	6.6
<b>Responses</b>	337	339	338	337	321	337	339	339	339	337



<b>Directorate</b>	9.2	6.4	7.1	6.4	7.5	8.4	9.6	7.2	7.4	6.9
<b>Your org</b>	9.1	6.1	6.9	6.2	7.3	8.3	9.7	6.9	7.2	6.6
<b>Responses</b>	932	931	935	931	890	927	932	935	936	924



<b>Directorate</b>	9.1	5.9	6.7	6.2	7.5	8.0	9.6	6.9	7.3	6.5
<b>Your org</b>	9.1	6.1	6.9	6.2	7.3	8.3	9.7	6.9	7.2	6.6
<b>Responses</b>	461	462	462	461	439	458	458	461	462	459