

Northamptonshire Healthcare NHS Foundation Trust

2020 NHS Staff Survey

Directorate Report

Contents

Introduction	3
Themes – Directorates 1	4
270 12 Corporate Support	5
270 12 Operations	6
Themes – Directorates 2	7
270 L3 Adult Mental Health, Learning Disability & Specialty Services	8
270 L3 Adult, Children and Ambulatory Services	9
270 L3 Corporate Support	10

This directorate report for Northamptonshire Healthcare NHS Foundation Trust contains results by directorate for themes from the 2020 NHS Staff Survey. These results are compared to the unweighted average for your organisation.

Please note: It is possible that there are differences between the 'Your org' scores reported in this directorate report and those in the benchmark report. This is because the results in the benchmark report are weighted to allow for fair comparisons between organisations of a similar type. However, in this report comparisons are made within your organisation so the unweighted organisation result is a more appropriate point of comparison.

The directorate breakdowns used in this report were provided and defined by Northamptonshire Healthcare NHS Foundation Trust. Details of how the theme scores were calculated are included in the Technical Document, available to download from our [results website](#).

Key features

Breakdown type and **directorate name** are specified in the header. Black text in the header is hyperlinked: clicking on '2020 NHS Staff Survey Results' navigates back to the contents page.

Directorate results are presented in the context of the (unweighted) **organisation average ('Your org')**, so it is easy to tell if a directorate is performing better or worse than the organisation average. For all themes, a higher score is a better result than a lower score.

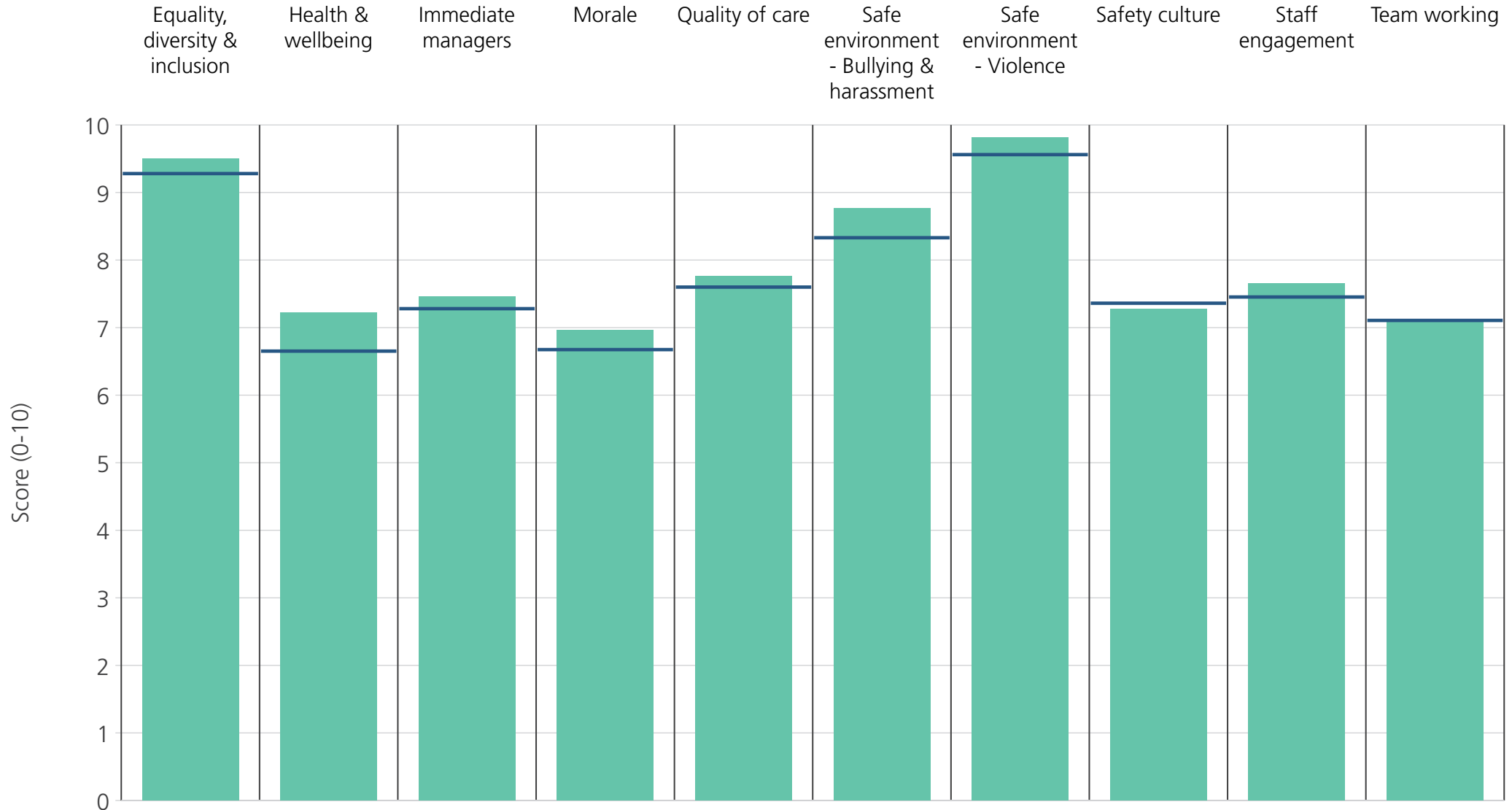
The **number of responses** feeding into each theme score **for the given directorate** is specified below the table containing the directorate and trust scores.



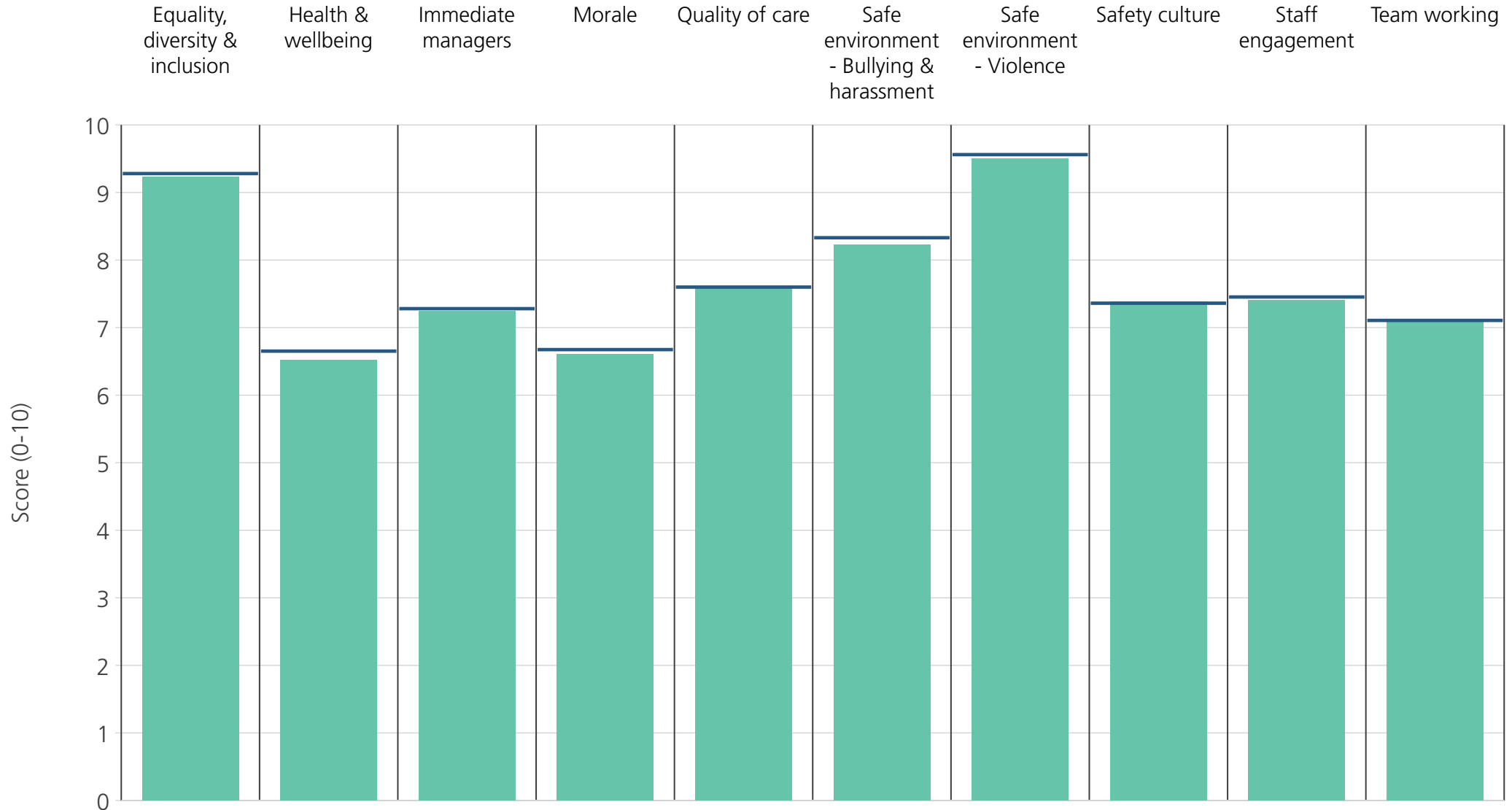
! Note: when there are less than 11 responses in a group, results are suppressed to protect staff confidentiality

Directorates 1

Northamptonshire Healthcare NHS Foundation Trust
2020 NHS Staff Survey Results



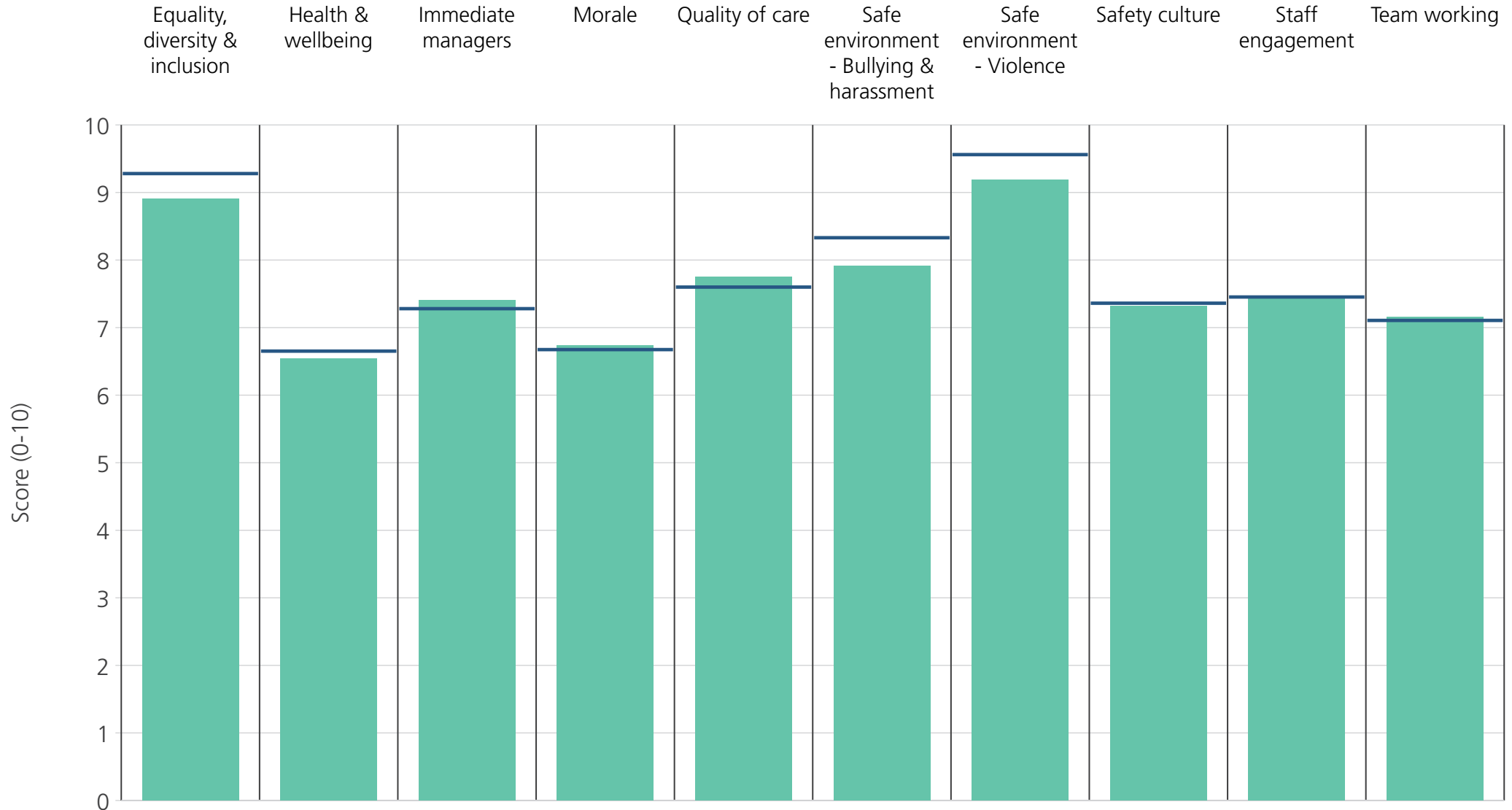
Directorate	9.5	7.2	7.5	7.0	7.8	8.8	9.8	7.3	7.7	7.1
Your org	9.3	6.7	7.3	6.7	7.6	8.3	9.6	7.4	7.5	7.1
Responses	422	426	426	422	224	408	421	422	427	422



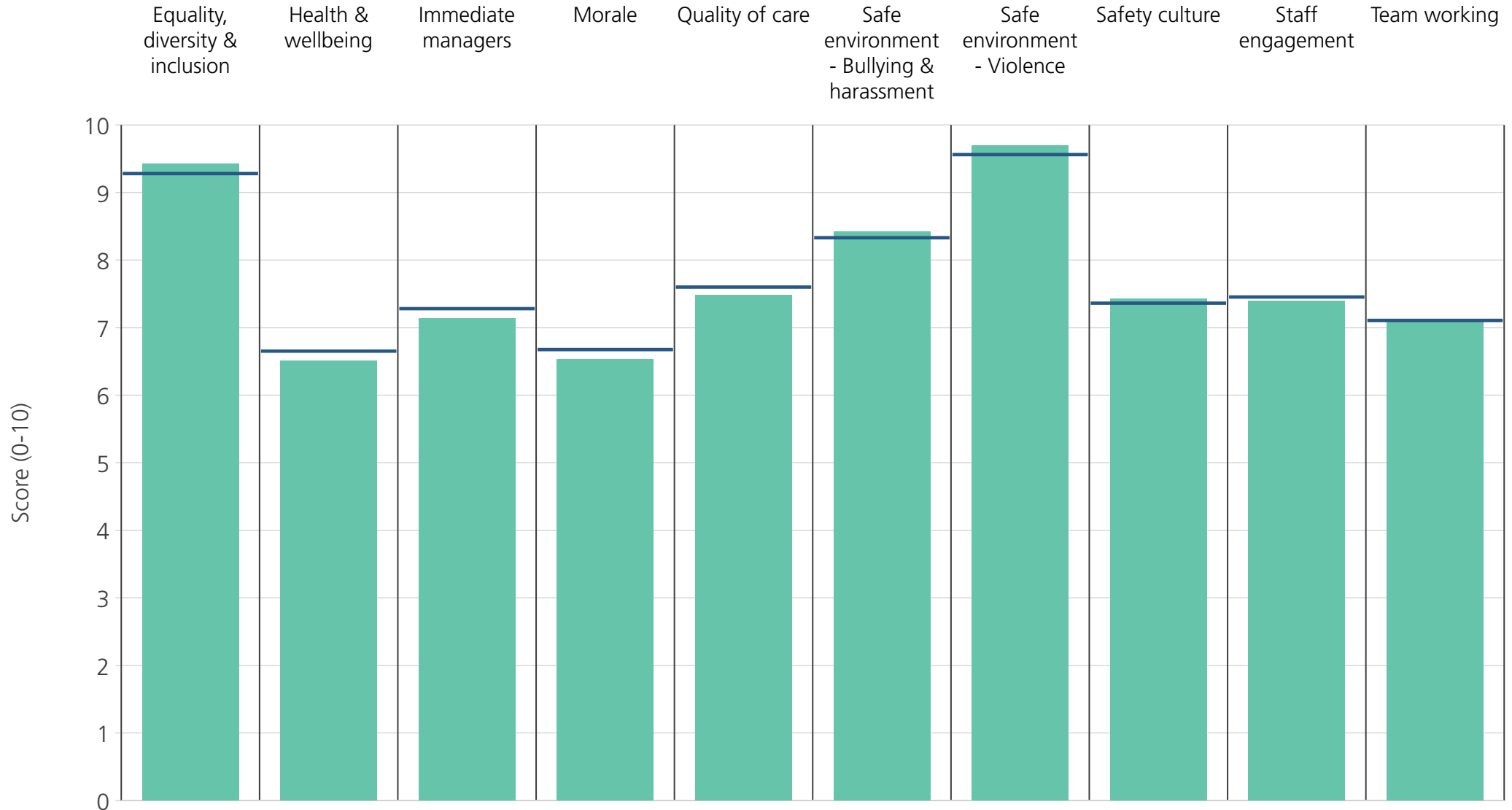
Directorate	9.2	6.5	7.2	6.6	7.6	8.2	9.5	7.4	7.4	7.1
Your org	9.3	6.7	7.3	6.7	7.6	8.3	9.6	7.4	7.5	7.1
Responses	1831	1838	1839	1820	1761	1752	1832	1830	1857	1844

Directorates 2

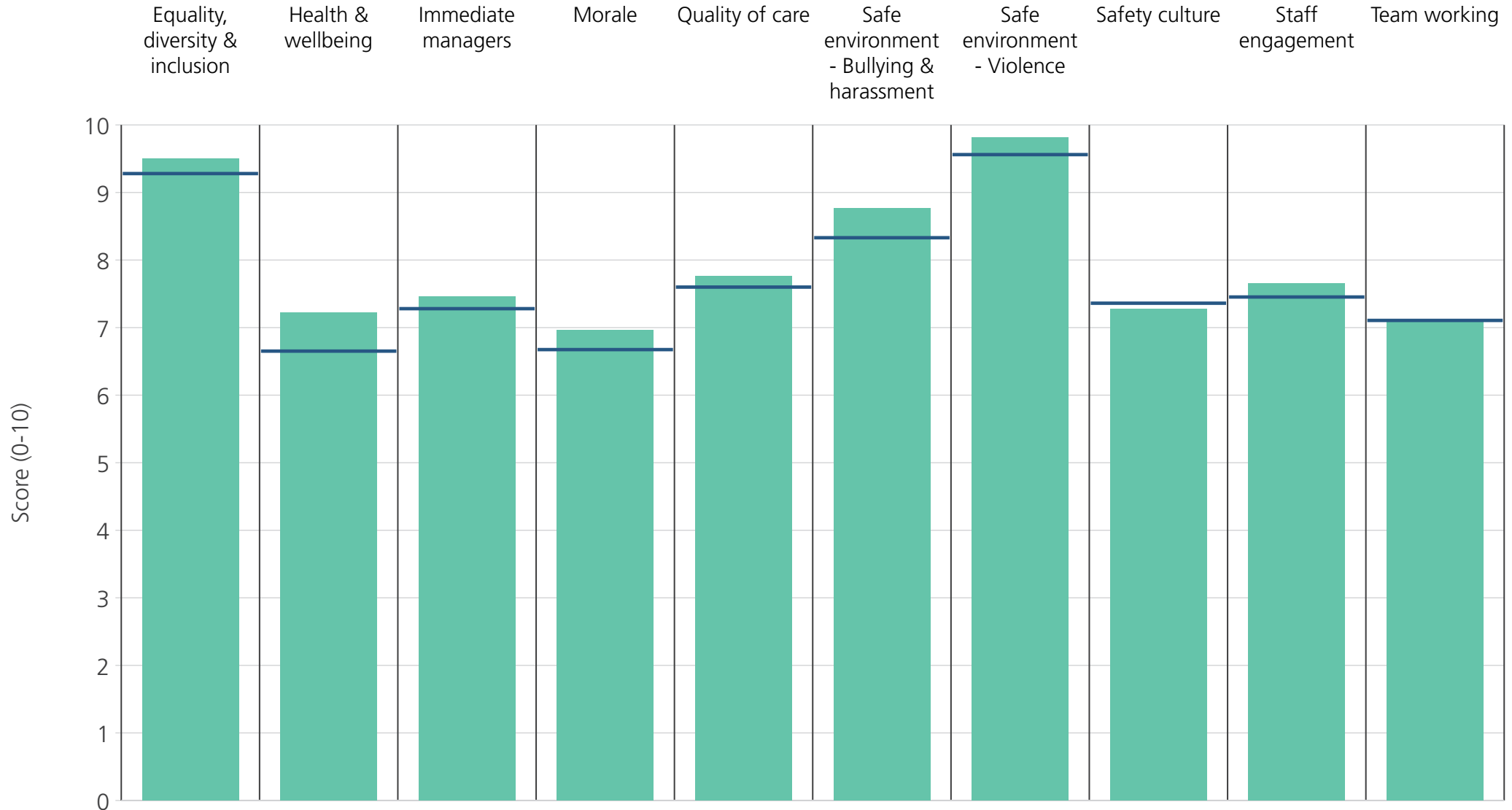
Northamptonshire Healthcare NHS Foundation Trust
2020 NHS Staff Survey Results



Directorate	8.9	6.5	7.4	6.7	7.7	7.9	9.2	7.3	7.4	7.2
Your org	9.3	6.7	7.3	6.7	7.6	8.3	9.6	7.4	7.5	7.1
Responses	690	690	691	685	659	664	689	689	699	695



Directorate	9.4	6.5	7.1	6.5	7.5	8.4	9.7	7.4	7.4	7.1
Your org	9.3	6.7	7.3	6.7	7.6	8.3	9.6	7.4	7.5	7.1
Responses	1141	1148	1148	1135	1102	1088	1143	1141	1158	1149



Directorate	9.5	7.2	7.5	7.0	7.8	8.8	9.8	7.3	7.7	7.1
Your org	9.3	6.7	7.3	6.7	7.6	8.3	9.6	7.4	7.5	7.1
Responses	422	426	426	422	224	408	421	422	427	422