

# Great Western Hospitals NHS Foundation Trust

2020 NHS Staff Survey

**Directorate Report**

**Contents**

Introduction . . . . .	3	Head & Neck, Ophthalmology, Dental And Audiology Sub-Division . . .	24
Themes – Directorates 1 . . . . .	4	Health & Wellbeing And Business Solutions Sub-Division . . . . .	25
Clinical Support & Specialist Services Division . . . . .	5	Human Resources Directorate . . . . .	26
Corporate Services Division . . . . .	6	Imaging And Equipment Sub-Division . . . . .	27
Planned Care Division . . . . .	7	Integrated Medicine Sub-Division . . . . .	28
Primary Care Services Division . . . . .	8	Outpatients Sub-Division . . . . .	29
Swindon Community Health Services Division . . . . .	9	Pathology Sub-Division . . . . .	30
Unscheduled Care Division . . . . .	10	Planned Care Support And Sterile Services Sub-Division . . . . .	31
Womens, Childrens And Outpatients Division . . . . .	11	Planned Care Wards Sub-Division . . . . .	32
Themes – Directorates 2 . . . . .	12	Primary Care Services Sub-Division . . . . .	33
Acute And Emergency Department Sub-Division . . . . .	13	Sexual Health And Wc Perf Sub-Division . . . . .	34
Acute And Swicc Sub-Division . . . . .	14	Usc Other And Gastro Resp Sub-Division . . . . .	35
Cancer And Pharmacy Sub-Division . . . . .	15	Womens Services Sub-Division . . . . .	36
Cardiology Sub-Division . . . . .	16		
Childrens Services Sub-Division . . . . .	17		
Community Inter Care Teams And Ice Sub-Division . . . . .	18		
Corporate Sub-Division . . . . .	19		
Diagnostic And Outpatients Performance And Medical Specialties Sub-Division . . . . .	20		
Estates & Fm Sub-Division . . . . .	21		
Finance, It And Informatics Sub-Division . . . . .	22		
General Surgery And Urology, T&O, Pp, Planned Care Mgmt Sub-Division . . . . .	23		

This directorate report for Great Western Hospitals NHS Foundation Trust contains results by directorate for themes from the 2020 NHS Staff Survey. These results are compared to the unweighted average for your organisation.

**Please note:** It is possible that there are differences between the 'Your org' scores reported in this directorate report and those in the benchmark report. This is because the results in the benchmark report are weighted to allow for fair comparisons between organisations of a similar type. However, in this report comparisons are made within your organisation so the unweighted organisation result is a more appropriate point of comparison.

The directorate breakdowns used in this report were provided and defined by Great Western Hospitals NHS Foundation Trust. Details of how the theme scores were calculated are included in the Technical Document, available to download from our [results website](#).

## Key features

Breakdown type and **directorate name** are specified in the header. Black text in the header is hyperlinked: clicking on '2020 NHS Staff Survey Results' navigates back to the contents page.

Directorate results are presented in the context of the (unweighted) **organisation average ('Your org')**, so it is easy to tell if a directorate is performing better or worse than the organisation average. For all themes, a higher score is a better result than a lower score.

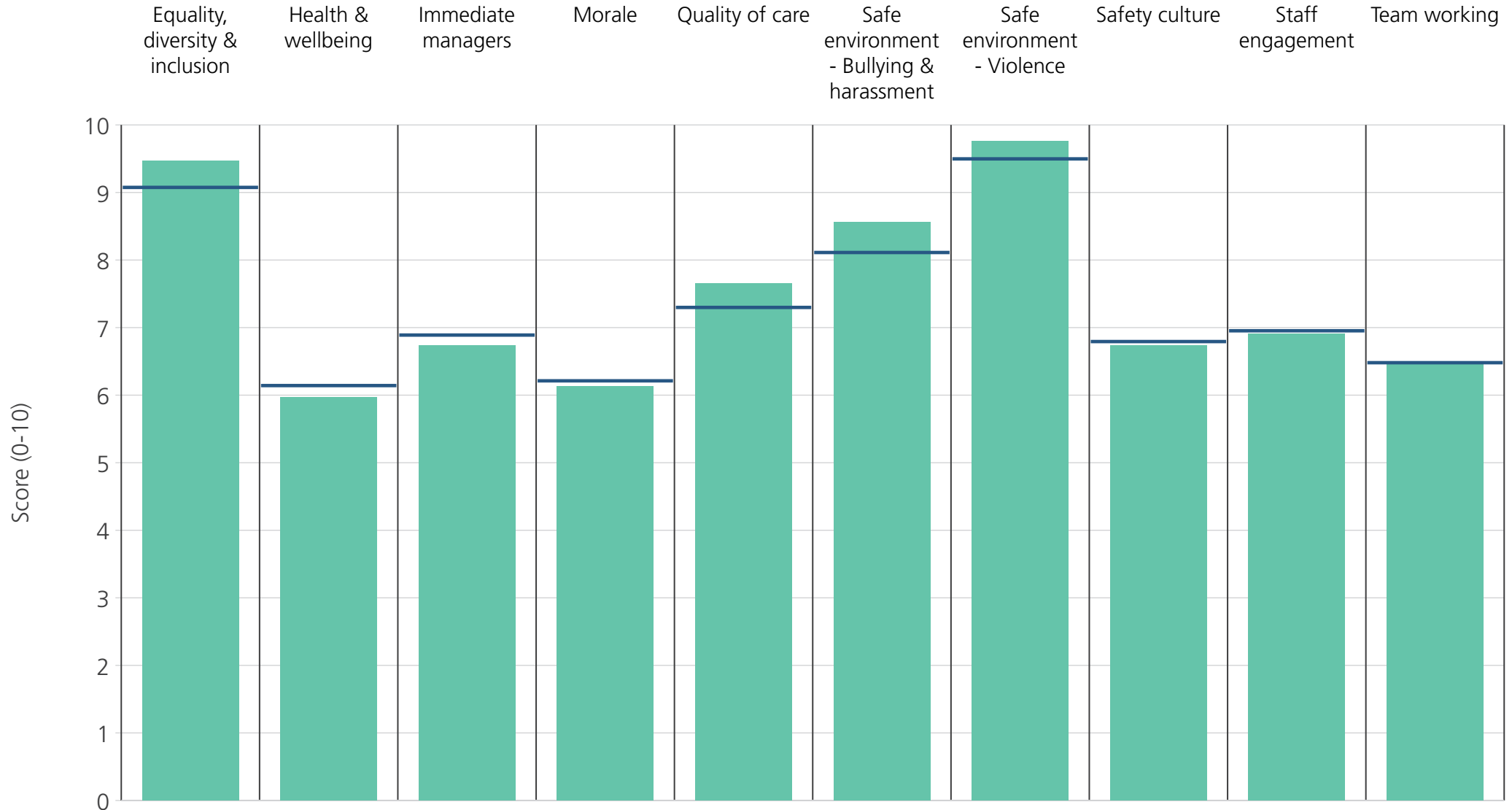
The **number of responses** feeding into each theme score **for the given directorate** is specified below the table containing the directorate and trust scores.



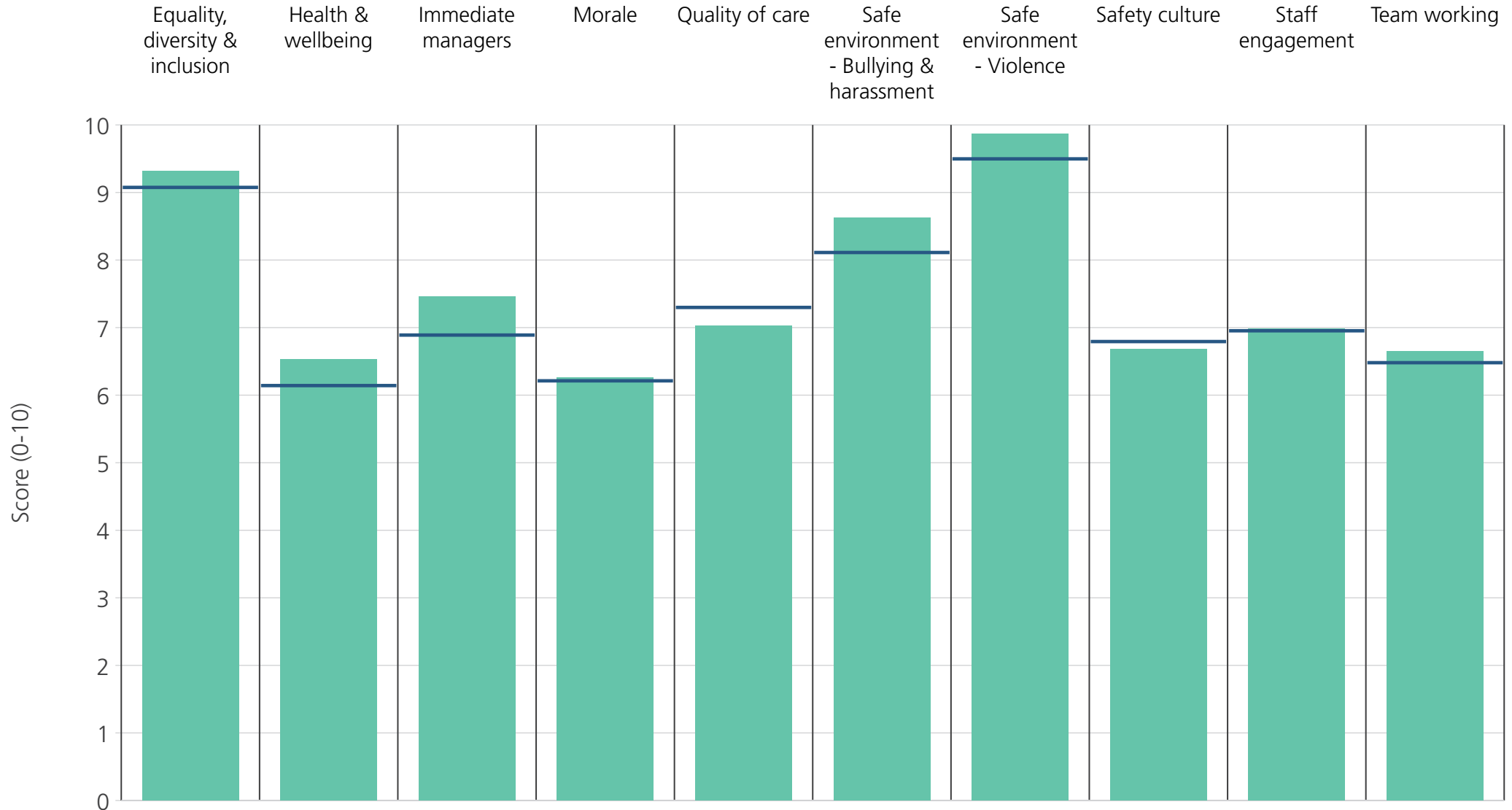
**! Note:** when there are less than 11 responses in a group, results are suppressed to protect staff confidentiality

# Directorates 1

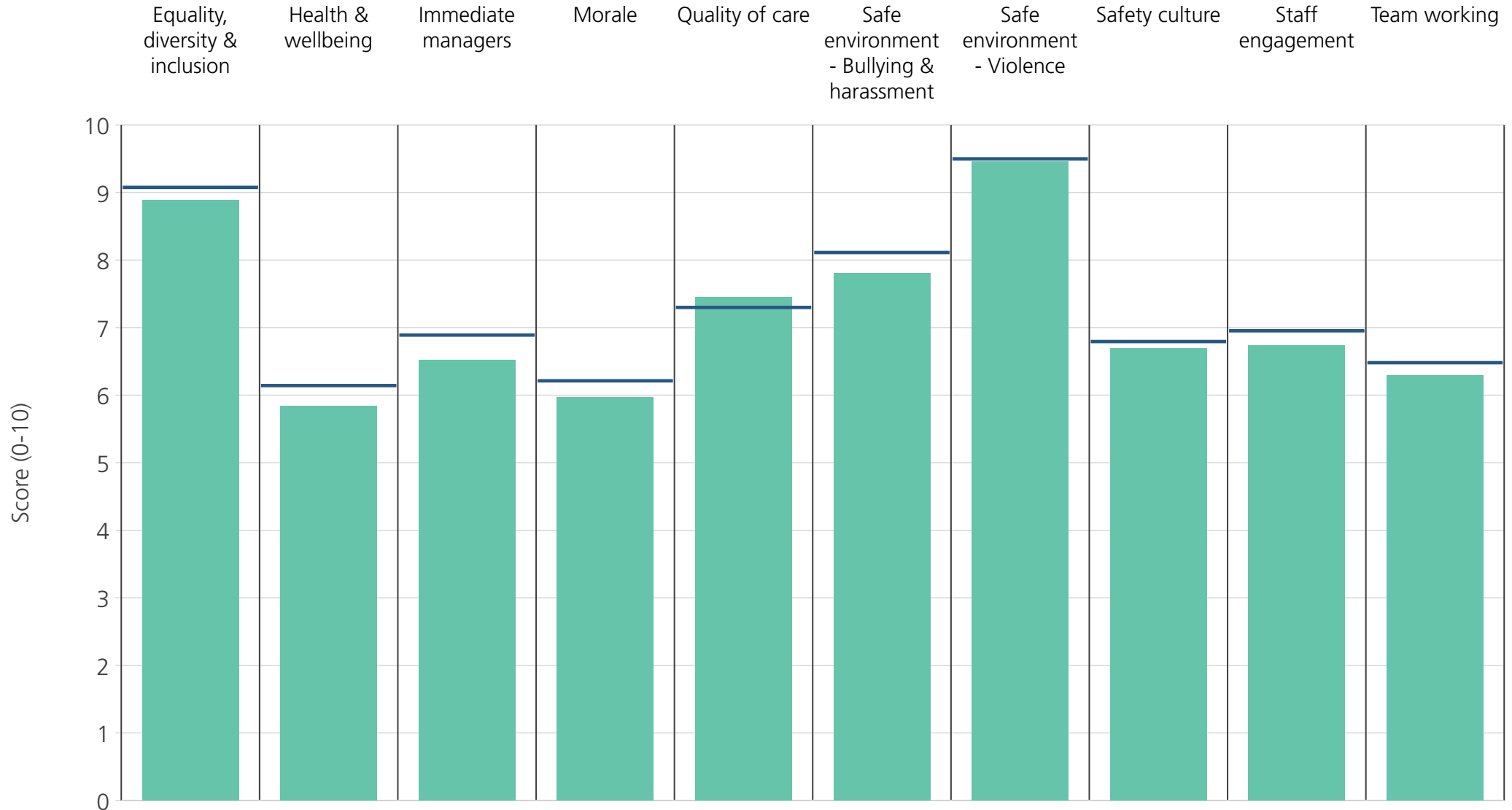
Great Western Hospitals NHS Foundation Trust  
2020 NHS Staff Survey Results



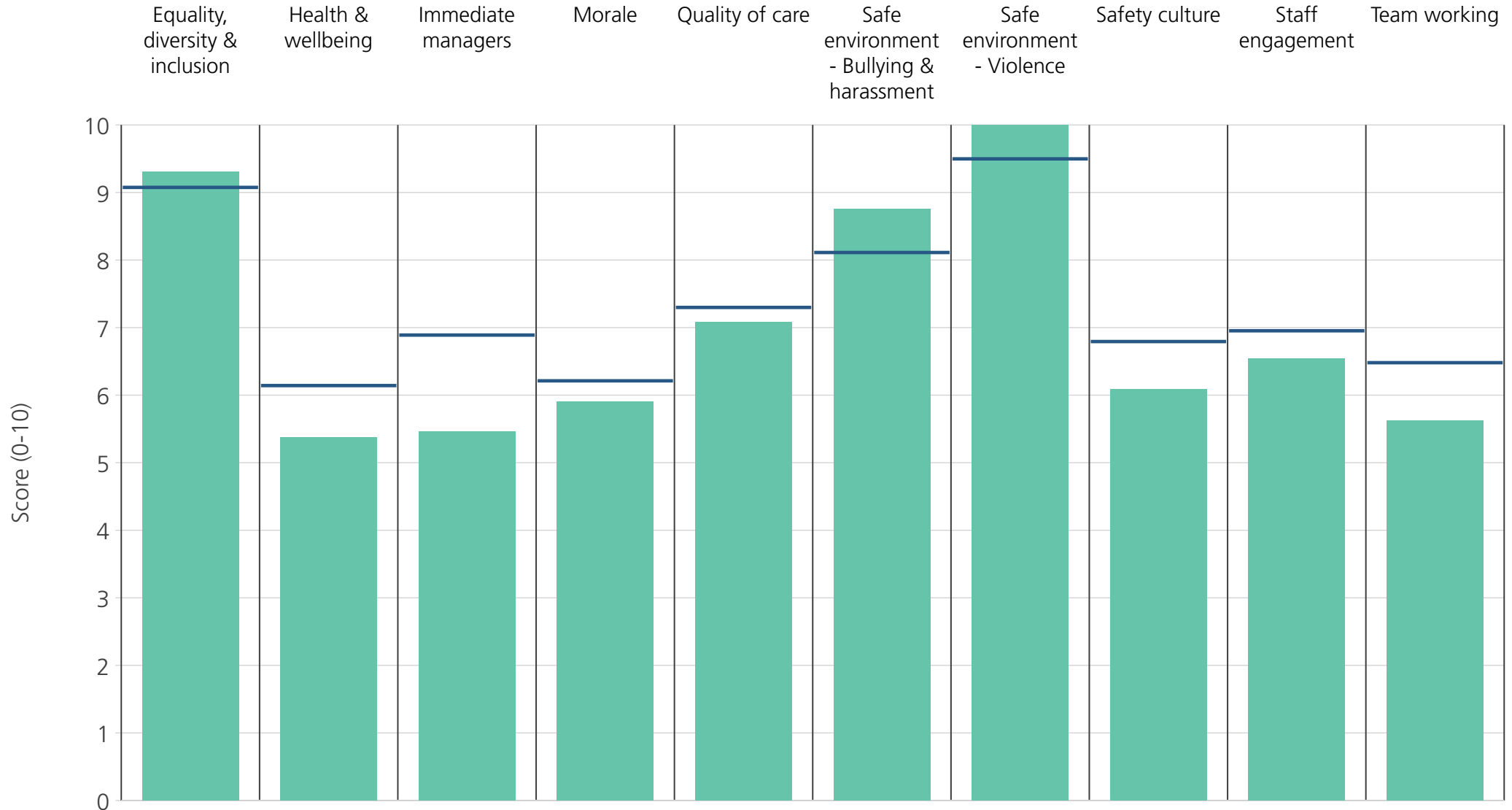
<b>Directorate</b>	9.5	6.0	6.7	6.1	7.7	8.6	9.8	6.7	6.9	6.5
<b>Your org</b>	9.1	6.1	6.9	6.2	7.3	8.1	9.5	6.8	7.0	6.5
<b>Responses</b>	82	83	83	82	75	81	83	83	83	81



<b>Directorate</b>	9.3	6.5	7.5	6.3	7.0	8.6	9.9	6.7	7.0	6.6
<b>Your org</b>	9.1	6.1	6.9	6.2	7.3	8.1	9.5	6.8	7.0	6.5
<b>Responses</b>	97	98	98	98	58	97	98	98	98	98

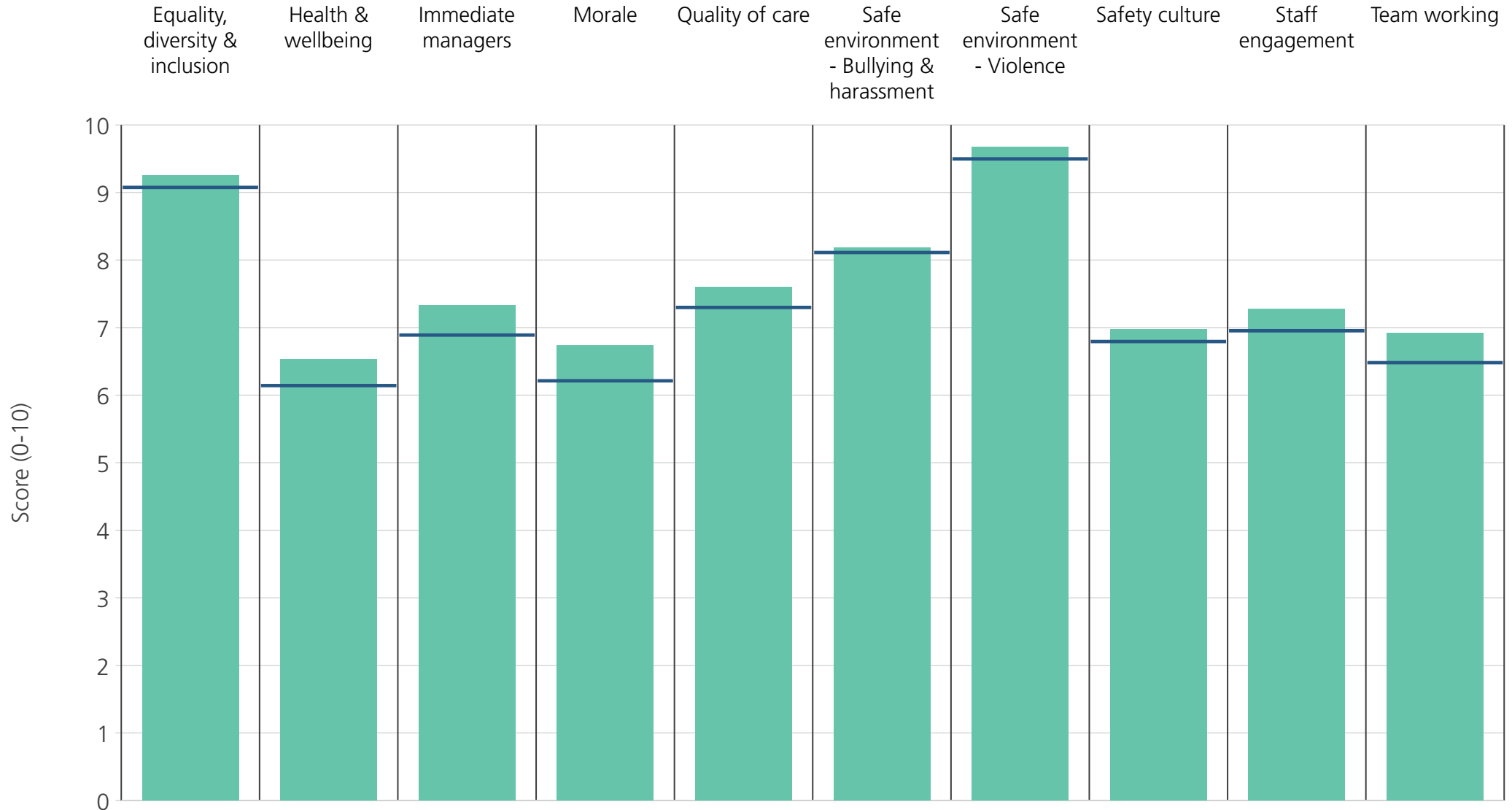


<b>Directorate</b>	8.9	5.8	6.5	6.0	7.4	7.8	9.5	6.7	6.7	6.3
<b>Your org</b>	9.1	6.1	6.9	6.2	7.3	8.1	9.5	6.8	7.0	6.5
<b>Responses</b>	135	137	137	137	124	136	137	137	137	135

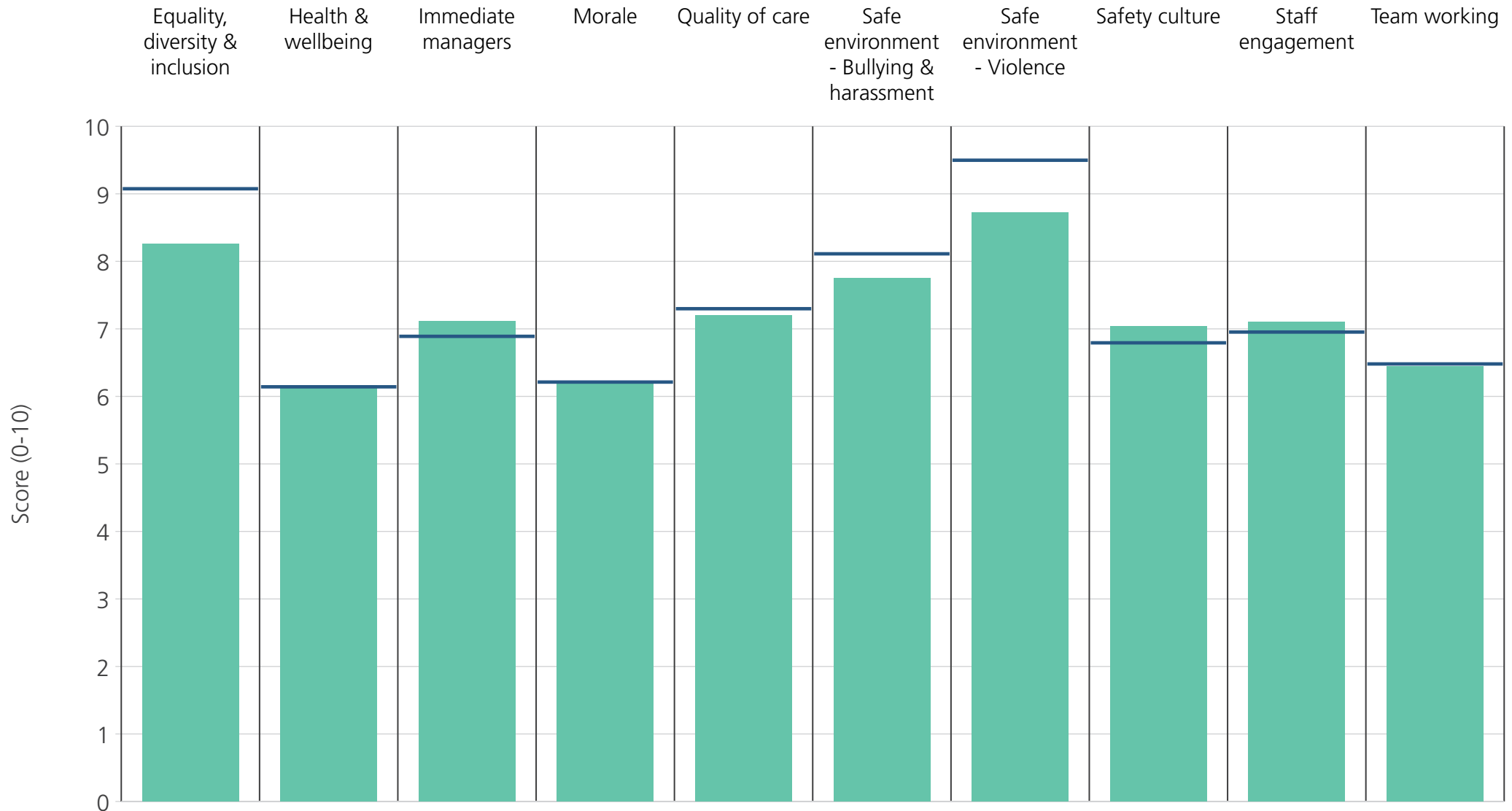


<b>Directorate</b>	9.3	5.4	5.5	5.9	7.1	8.8	10.0	6.1	6.5	5.6
<b>Your org</b>	9.1	6.1	6.9	6.2	7.3	8.1	9.5	6.8	7.0	6.5
<b>Responses</b>	12	12	12	12	12	12	12	12	12	12

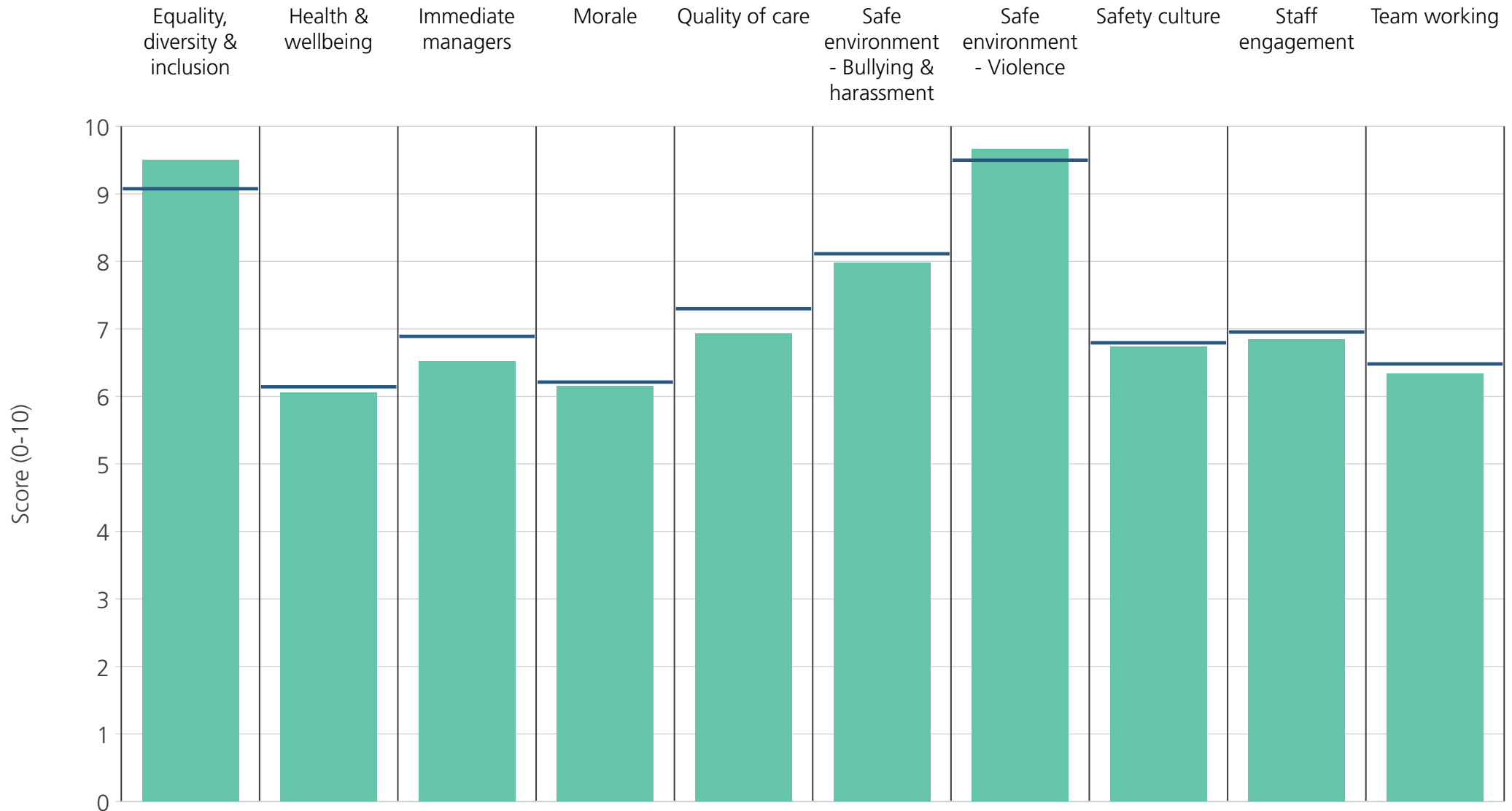




<b>Directorate</b>	9.2	6.5	7.3	6.7	7.6	8.2	9.7	7.0	7.3	6.9
<b>Your org</b>	9.1	6.1	6.9	6.2	7.3	8.1	9.5	6.8	7.0	6.5
<b>Responses</b>	91	91	91	90	84	90	91	90	91	91



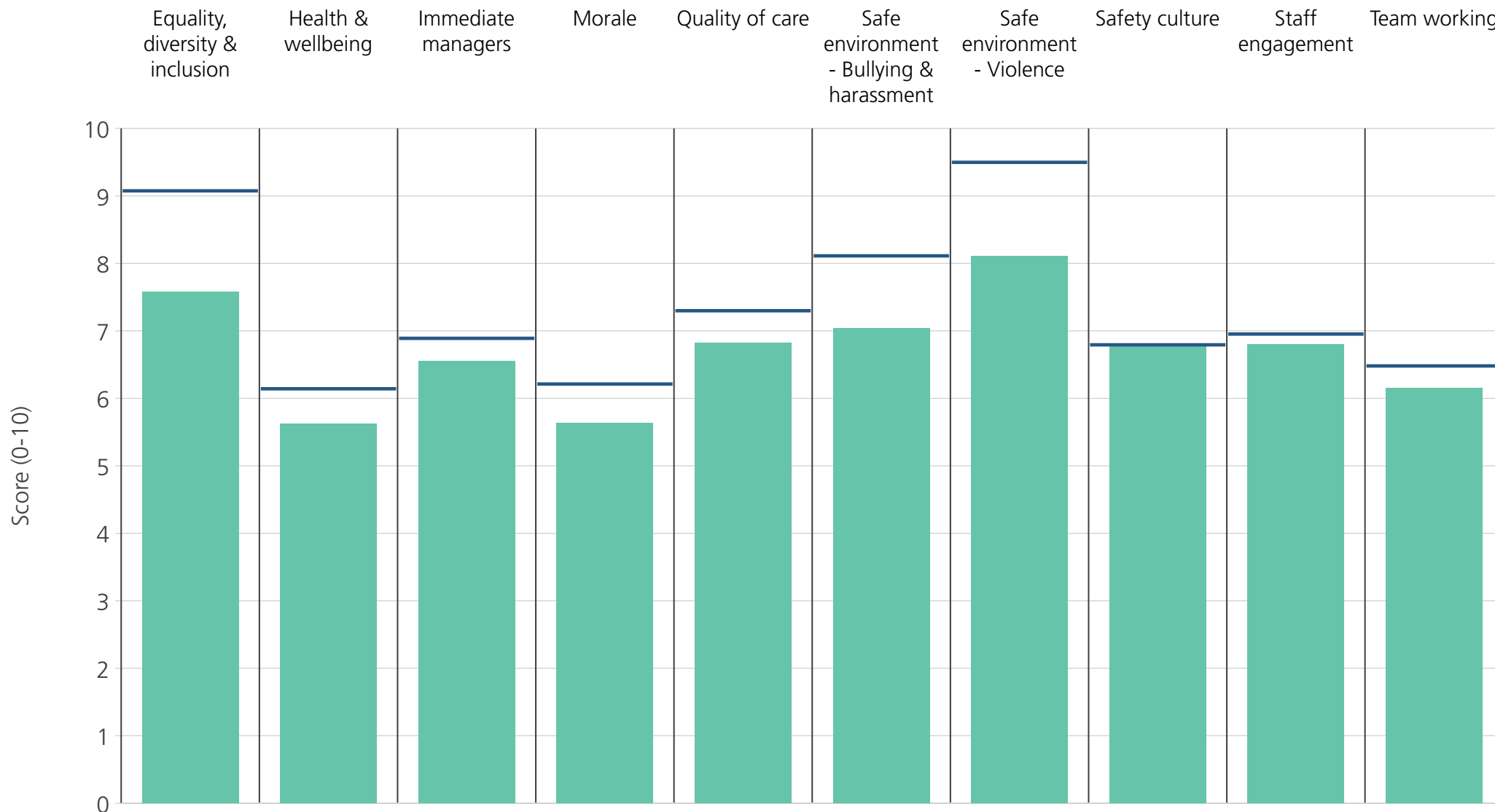
<b>Directorate</b>	8.3	6.2	7.1	6.2	7.2	7.8	8.7	7.0	7.1	6.4
<b>Your org</b>	9.1	6.1	6.9	6.2	7.3	8.1	9.5	6.8	7.0	6.5
<b>Responses</b>	122	119	122	122	118	121	119	122	121	121



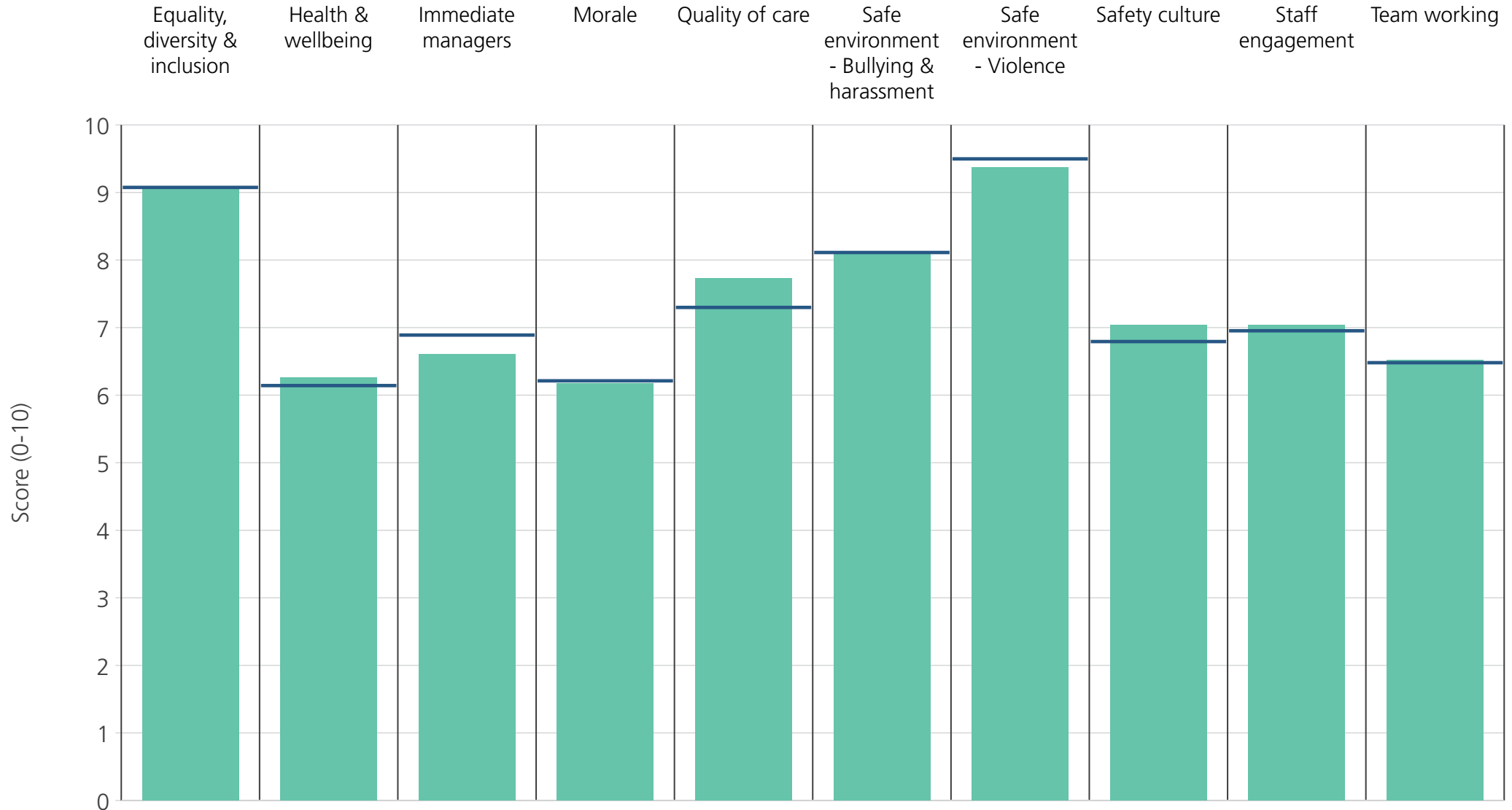
<b>Directorate</b>	9.5	6.1	6.5	6.2	6.9	8.0	9.7	6.7	6.8	6.3
<b>Your org</b>	9.1	6.1	6.9	6.2	7.3	8.1	9.5	6.8	7.0	6.5
<b>Responses</b>	117	117	117	117	108	117	117	117	117	113

# Directorates 2

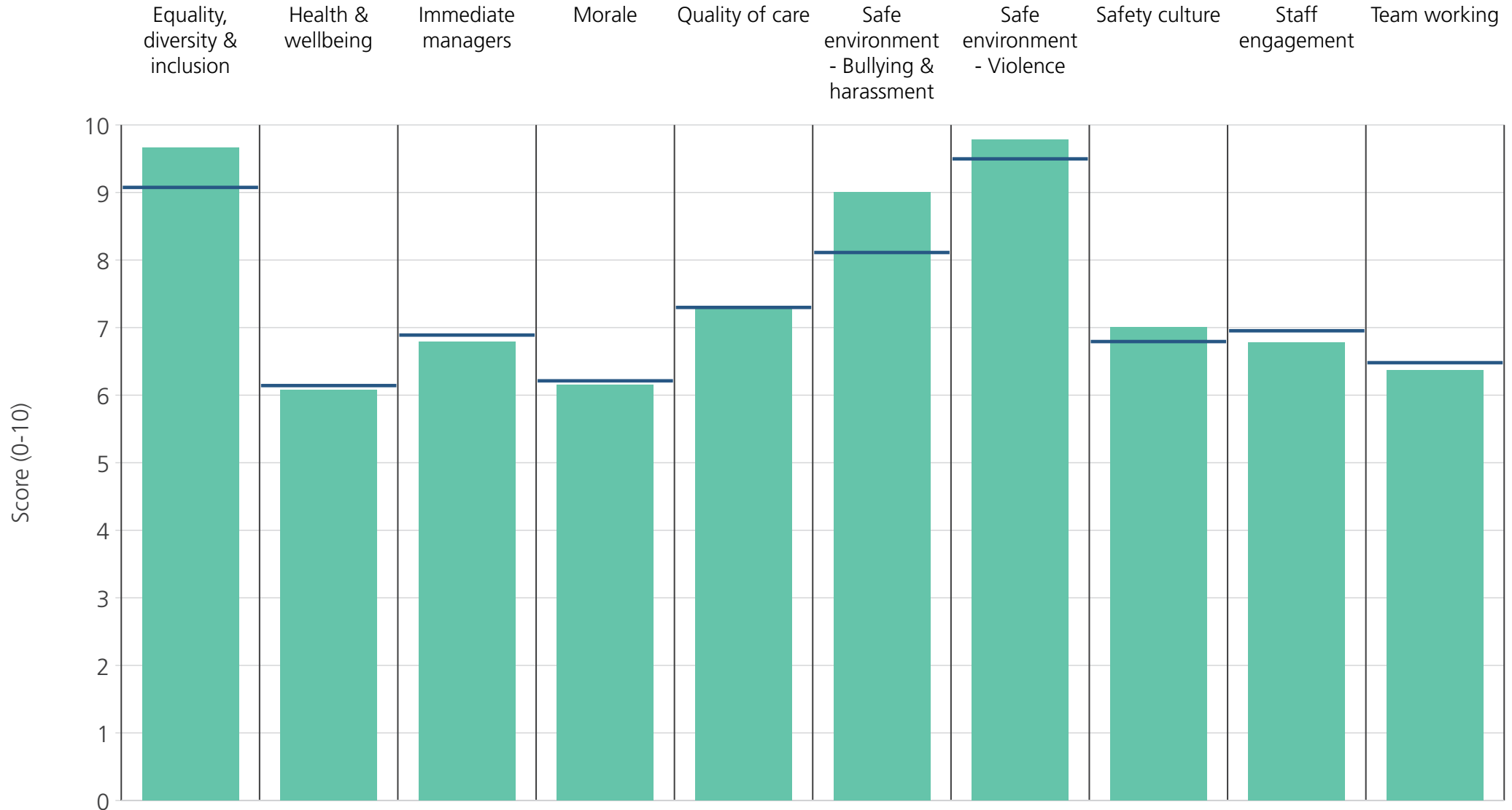
Great Western Hospitals NHS Foundation Trust  
2020 NHS Staff Survey Results



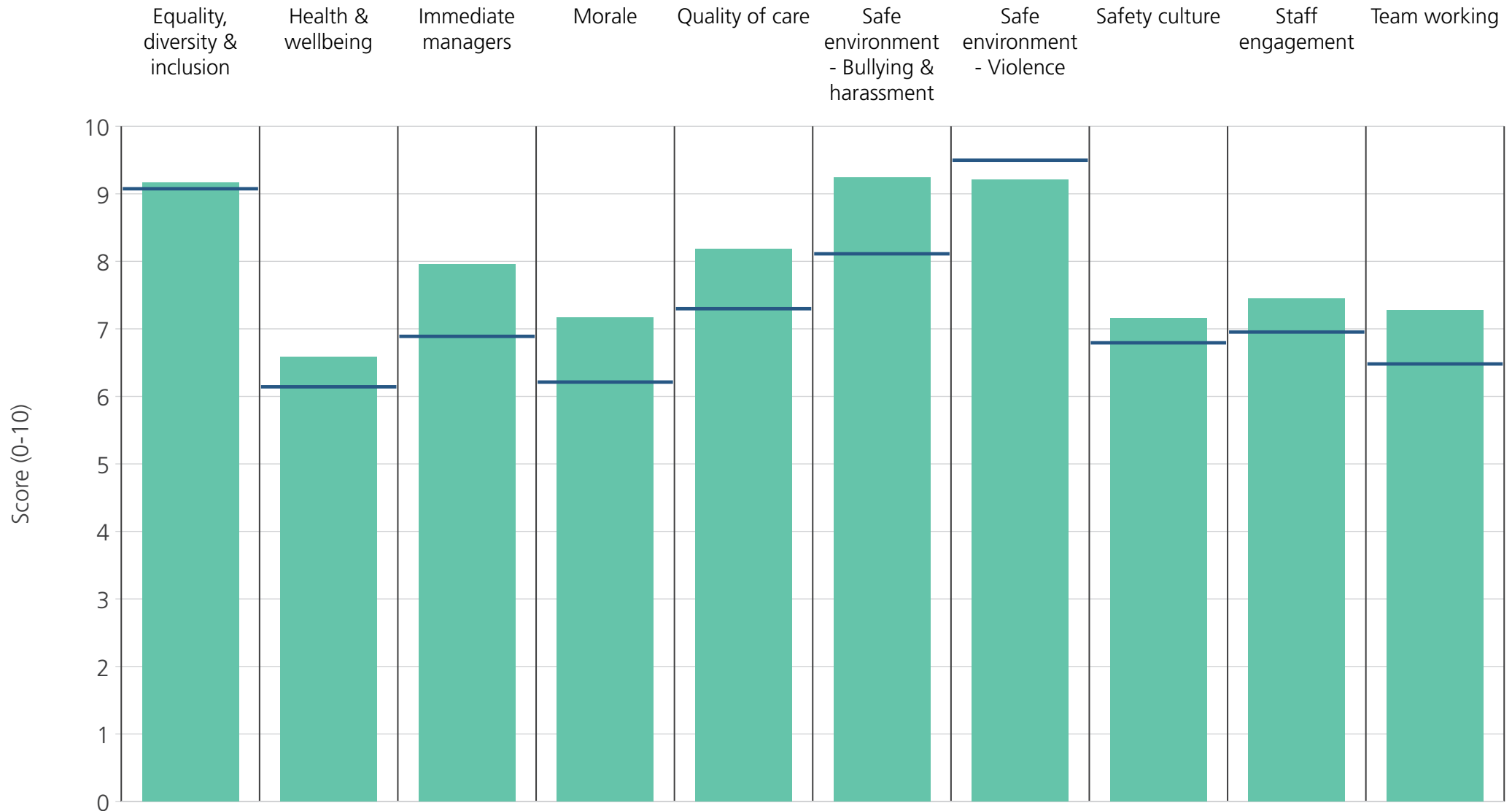
<b>Directorate</b>	7.6	5.6	6.5	5.6	6.8	7.0	8.1	6.8	6.8	6.2
<b>Your org</b>	9.1	6.1	6.9	6.2	7.3	8.1	9.5	6.8	7.0	6.5
<b>Responses</b>	51	50	51	51	50	50	51	51	50	50



<b>Directorate</b>	9.1	6.3	6.6	6.2	7.7	8.1	9.4	7.0	7.0	6.5
<b>Your org</b>	9.1	6.1	6.9	6.2	7.3	8.1	9.5	6.8	7.0	6.5
<b>Responses</b>	37	37	37	37	36	37	37	37	37	37

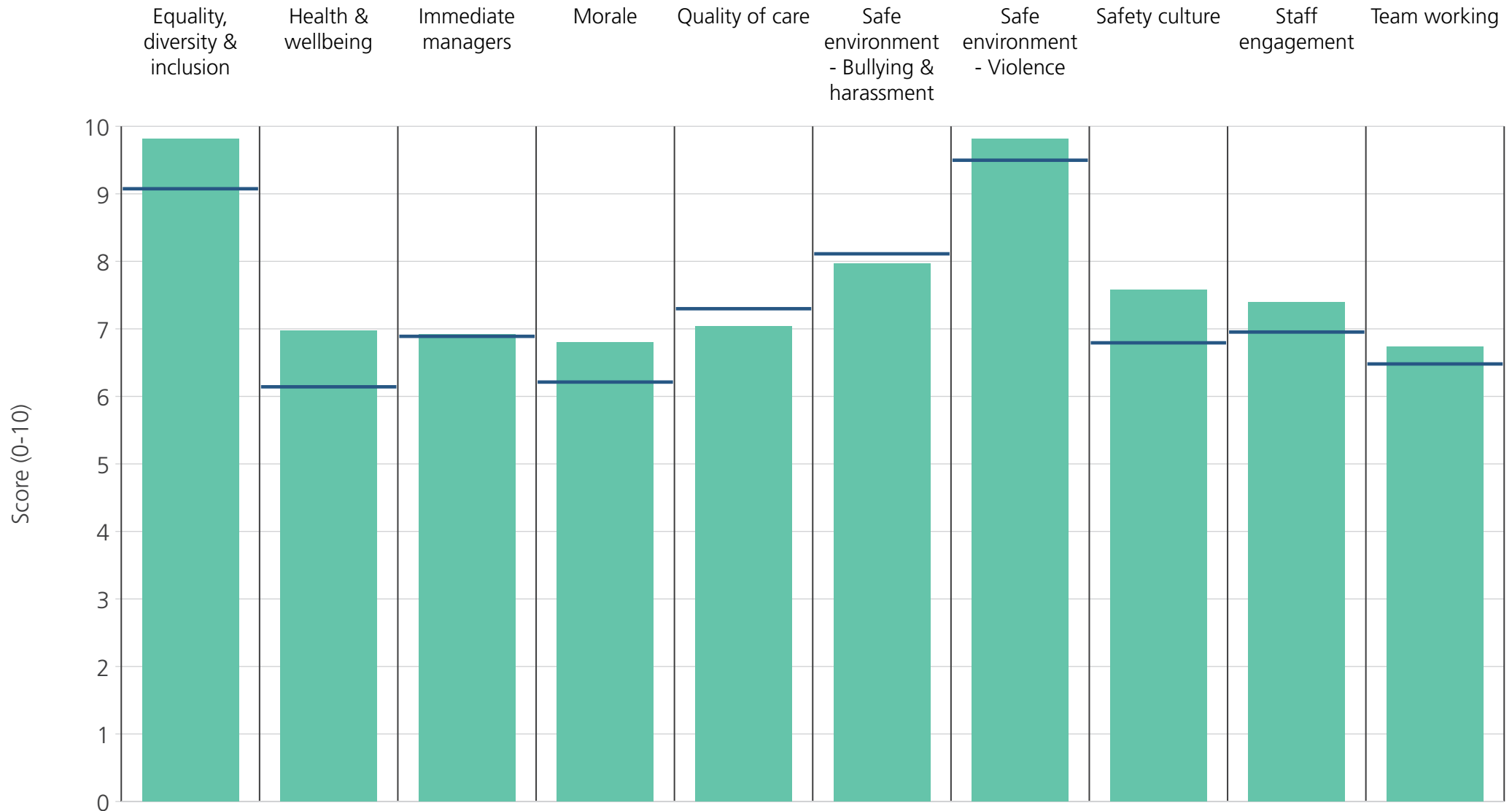


<b>Directorate</b>	9.7	6.1	6.8	6.1	7.3	9.0	9.8	7.0	6.8	6.4
<b>Your org</b>	9.1	6.1	6.9	6.2	7.3	8.1	9.5	6.8	7.0	6.5
<b>Responses</b>	30	31	31	31	27	30	31	31	31	31

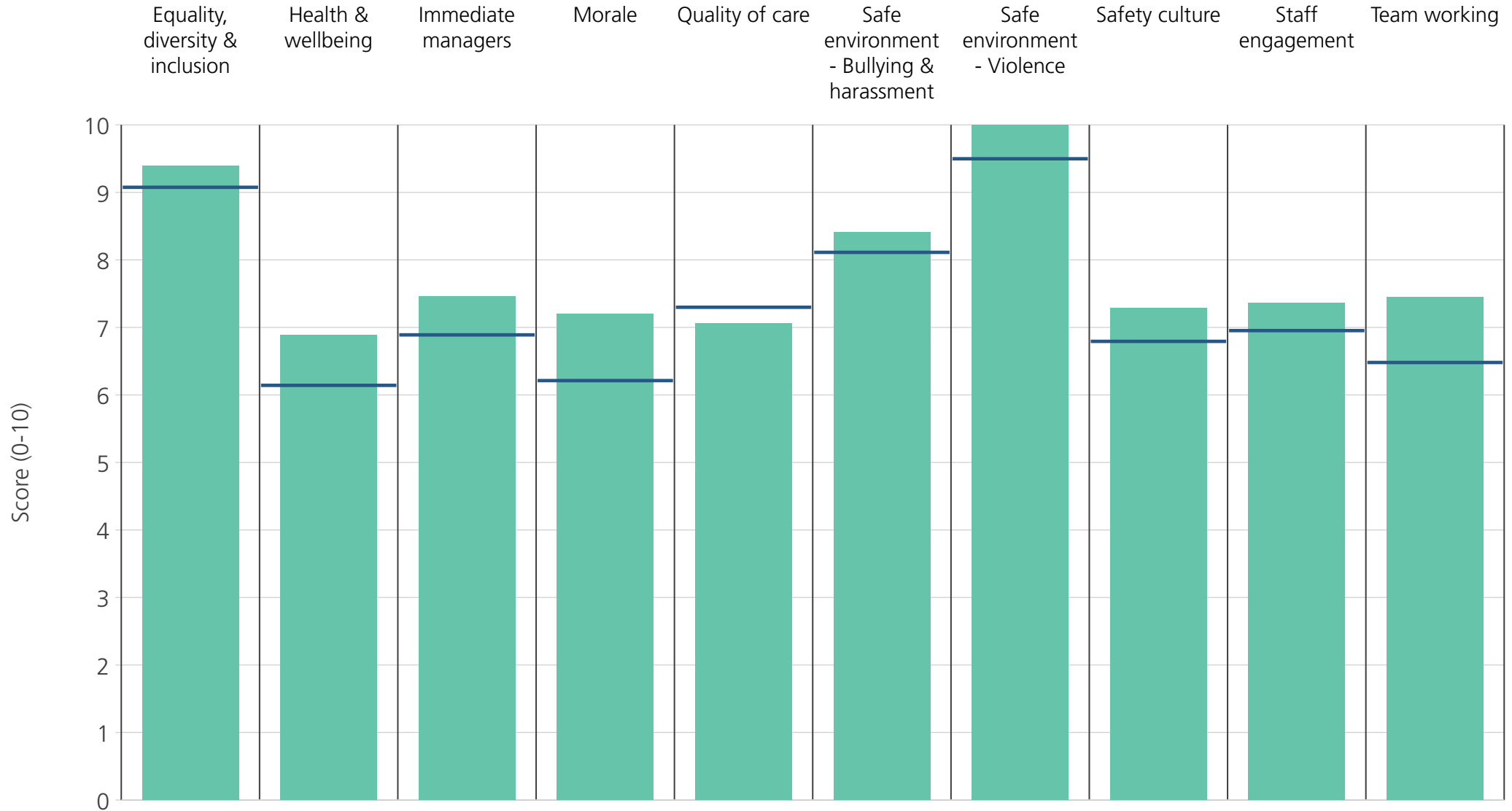


<b>Directorate</b>	9.2	6.6	8.0	7.2	8.2	9.2	9.2	7.2	7.4	7.3
<b>Your org</b>	9.1	6.1	6.9	6.2	7.3	8.1	9.5	6.8	7.0	6.5
<b>Responses</b>	22	22	22	22	22	22	21	22	22	22

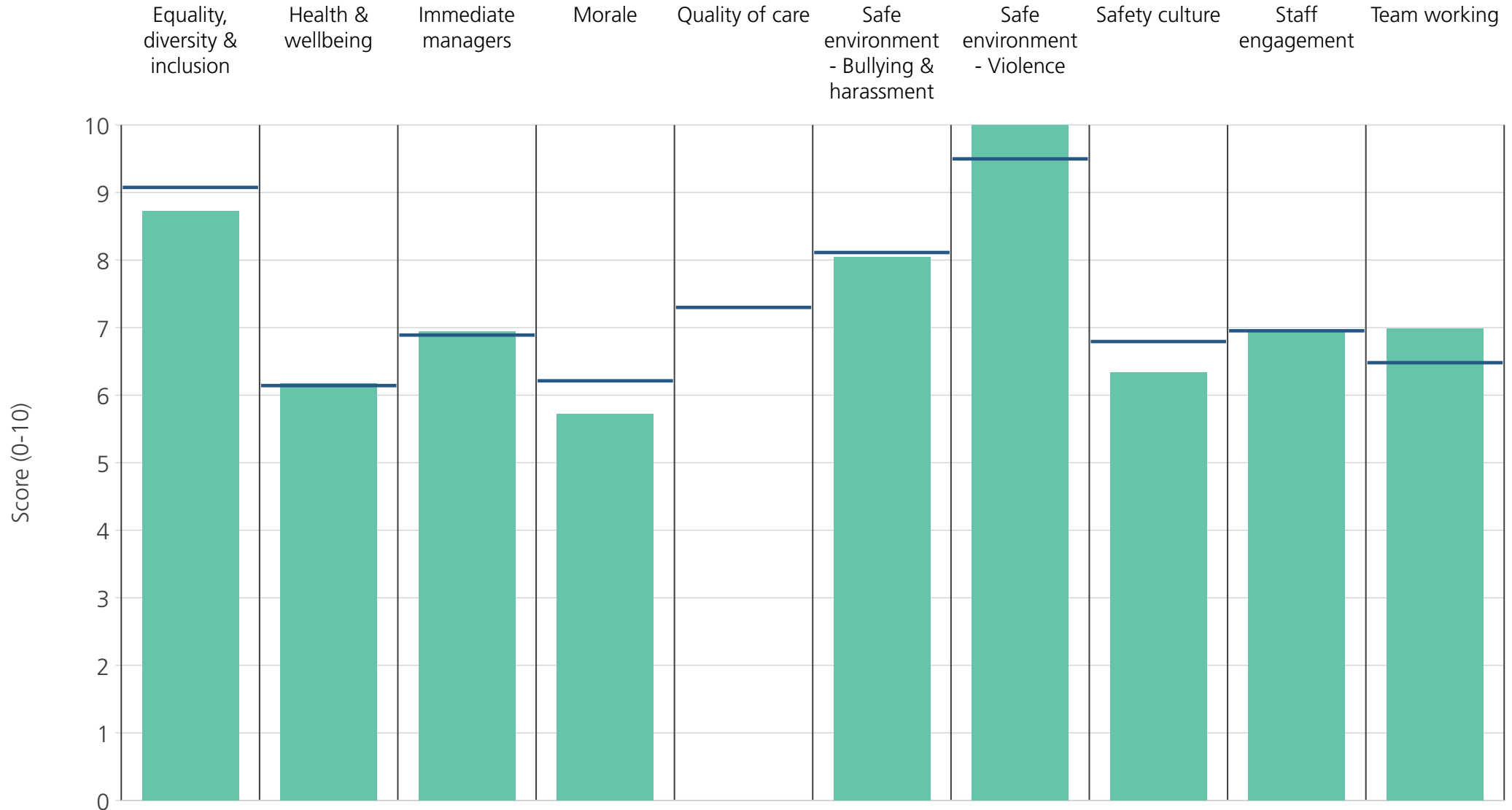




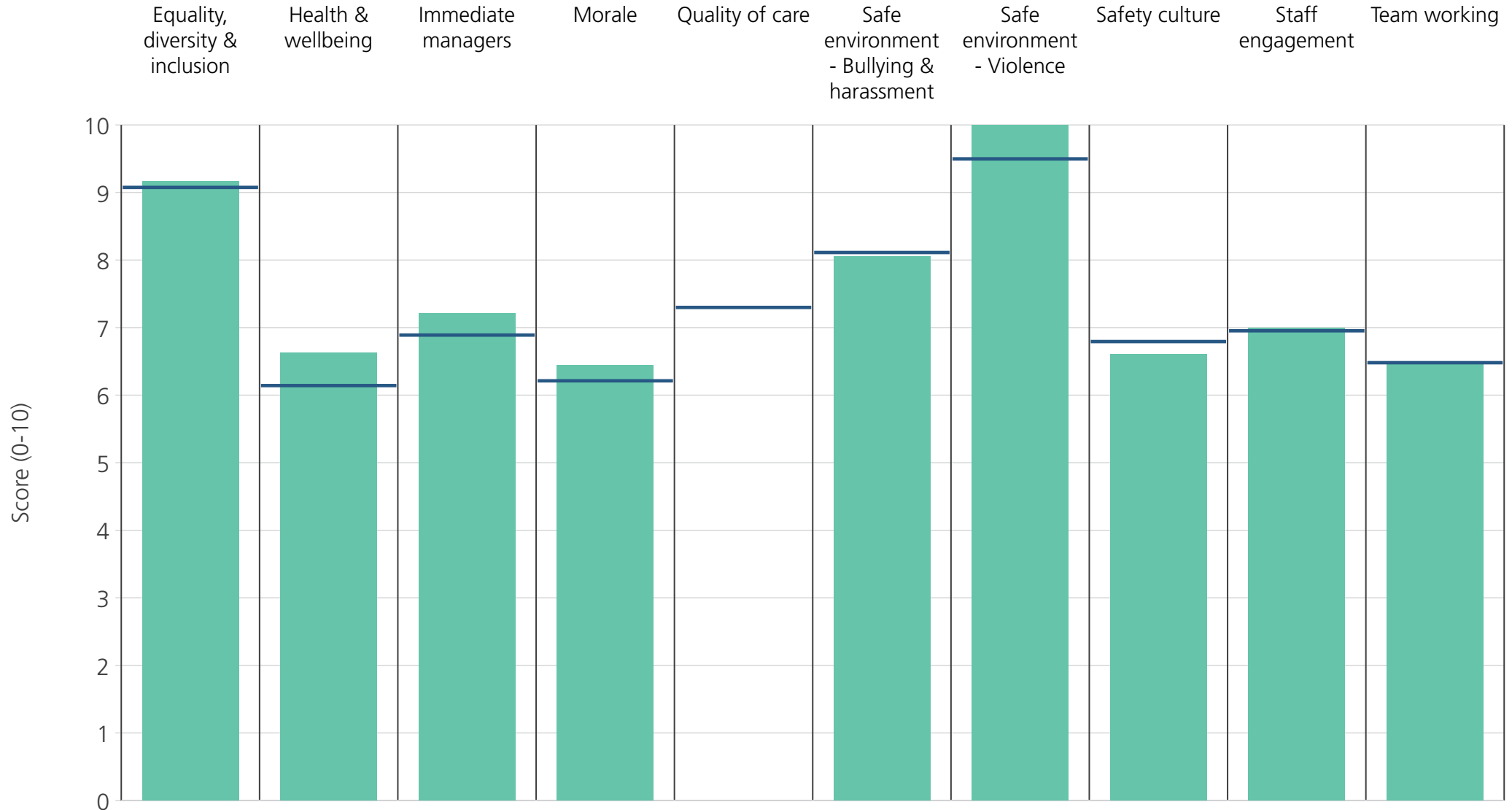
<b>Directorate</b>	9.8	7.0	6.9	6.8	7.0	8.0	9.8	7.6	7.4	6.7
<b>Your org</b>	9.1	6.1	6.9	6.2	7.3	8.1	9.5	6.8	7.0	6.5
<b>Responses</b>	18	18	18	18	18	18	18	18	18	18



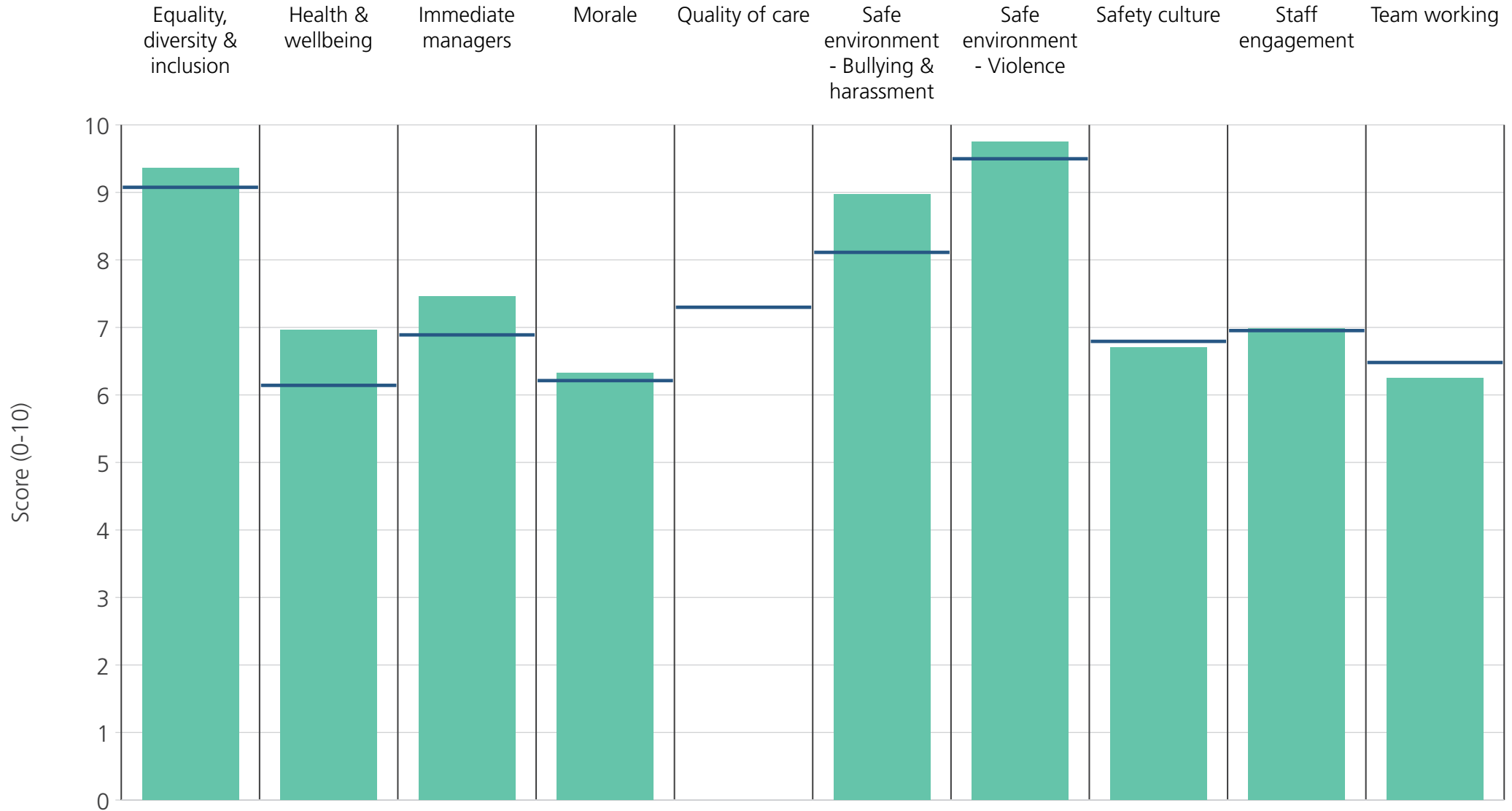
<b>Directorate</b>	9.4	6.9	7.5	7.2	7.1	8.4	10.0	7.3	7.4	7.4
<b>Your org</b>	9.1	6.1	6.9	6.2	7.3	8.1	9.5	6.8	7.0	6.5
<b>Responses</b>	22	22	22	21	21	21	22	21	22	22



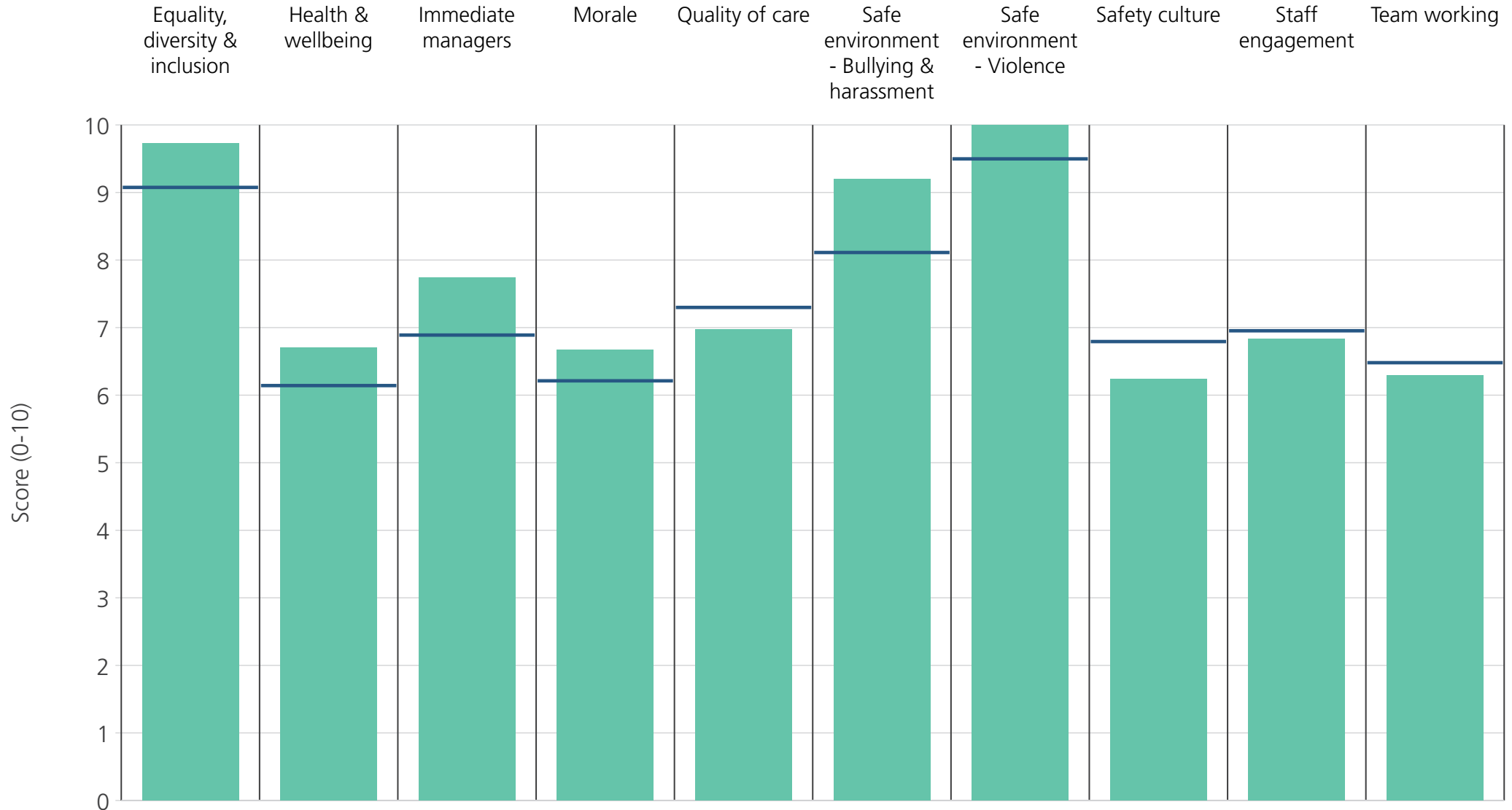
Directorate	8.7	6.2	6.9	5.7	7.3	8.0	10.0	6.3	6.9	7.0
Your org	9.1	6.1	6.9	6.2	7.3	8.1	9.5	6.8	7.0	6.5
Responses	17	17	17	17	9	17	17	17	17	17



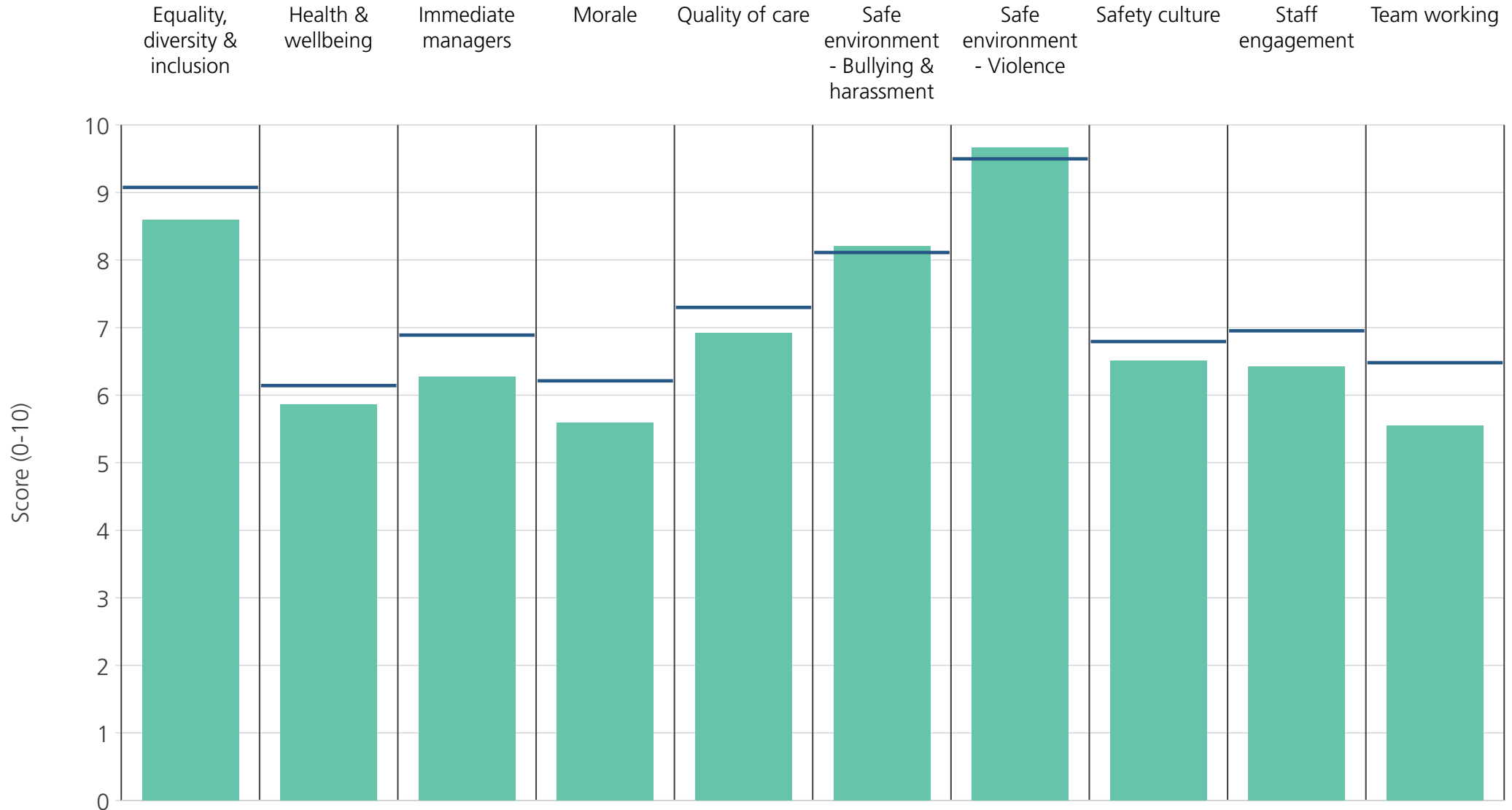
<b>Directorate</b>	9.2	6.6	7.2	6.4	7.3	8.1	10.0	6.6	7.0	6.5
<b>Your org</b>	9.1	6.1	6.9	6.2	7.3	8.1	9.5	6.8	7.0	6.5
<b>Responses</b>	12	12	12	11	10	12	12	12	12	12



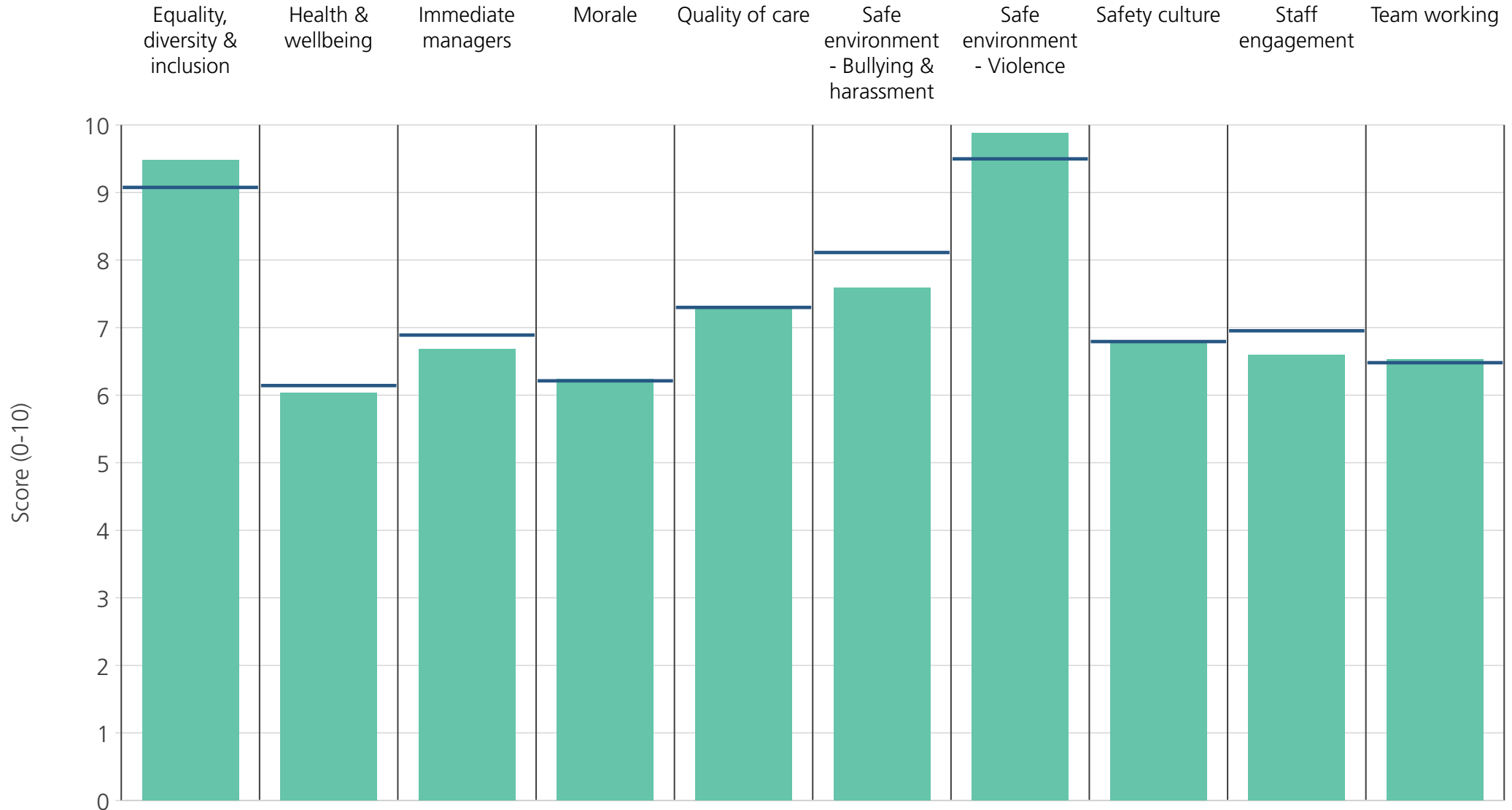
<b>Directorate</b>	9.4	7.0	7.5	6.3		9.0	9.7	6.7	7.0	6.3
<b>Your org</b>	9.1	6.1	6.9	6.2	7.3	8.1	9.5	6.8	7.0	6.5
<b>Responses</b>	13	13	13	13	9	13	13	13	13	13



<b>Directorate</b>	9.7	6.7	7.7	6.7	7.0	9.2	10.0	6.2	6.8	6.3
<b>Your org</b>	9.1	6.1	6.9	6.2	7.3	8.1	9.5	6.8	7.0	6.5
<b>Responses</b>	28	29	29	29	11	29	29	29	29	29

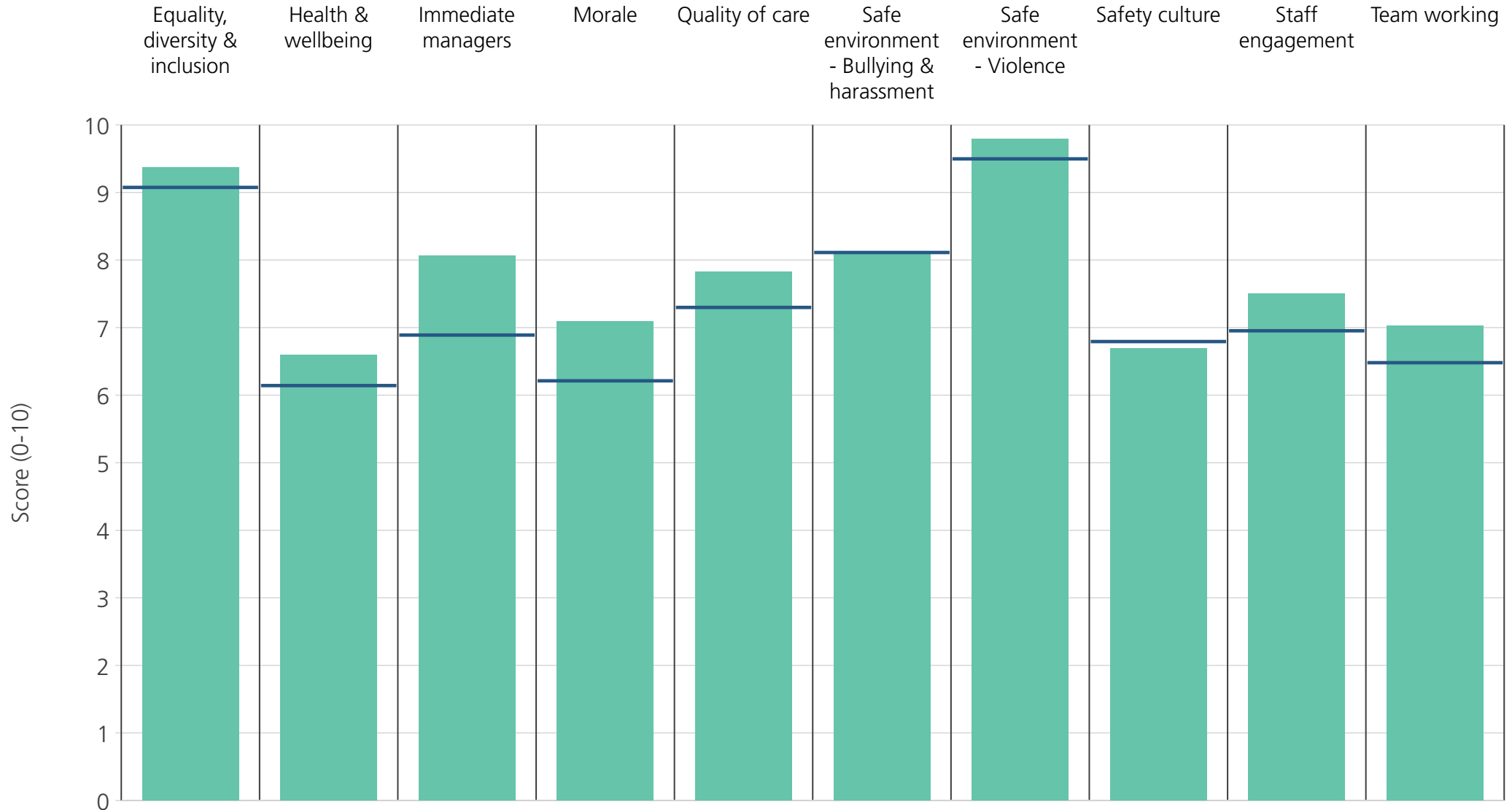


Directorate	8.6	5.9	6.3	5.6	6.9	8.2	9.7	6.5	6.4	5.5
Your org	9.1	6.1	6.9	6.2	7.3	8.1	9.5	6.8	7.0	6.5
Responses	38	40	40	40	36	39	40	40	40	39

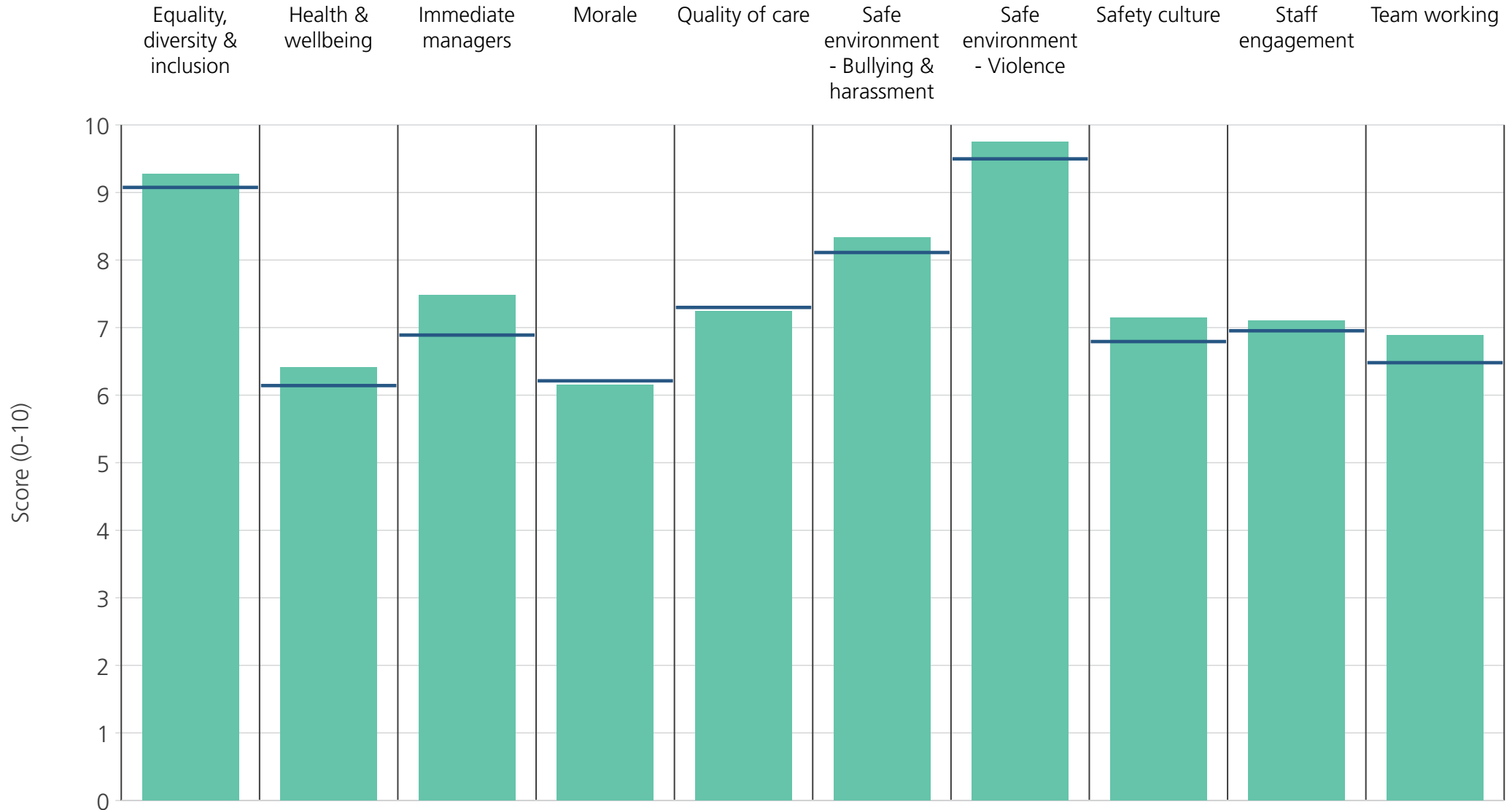


<b>Directorate</b>	9.5	6.0	6.7	6.2	7.3	7.6	9.9	6.8	6.6	6.5
<b>Your org</b>	9.1	6.1	6.9	6.2	7.3	8.1	9.5	6.8	7.0	6.5
<b>Responses</b>	27	27	27	27	26	27	27	27	27	27

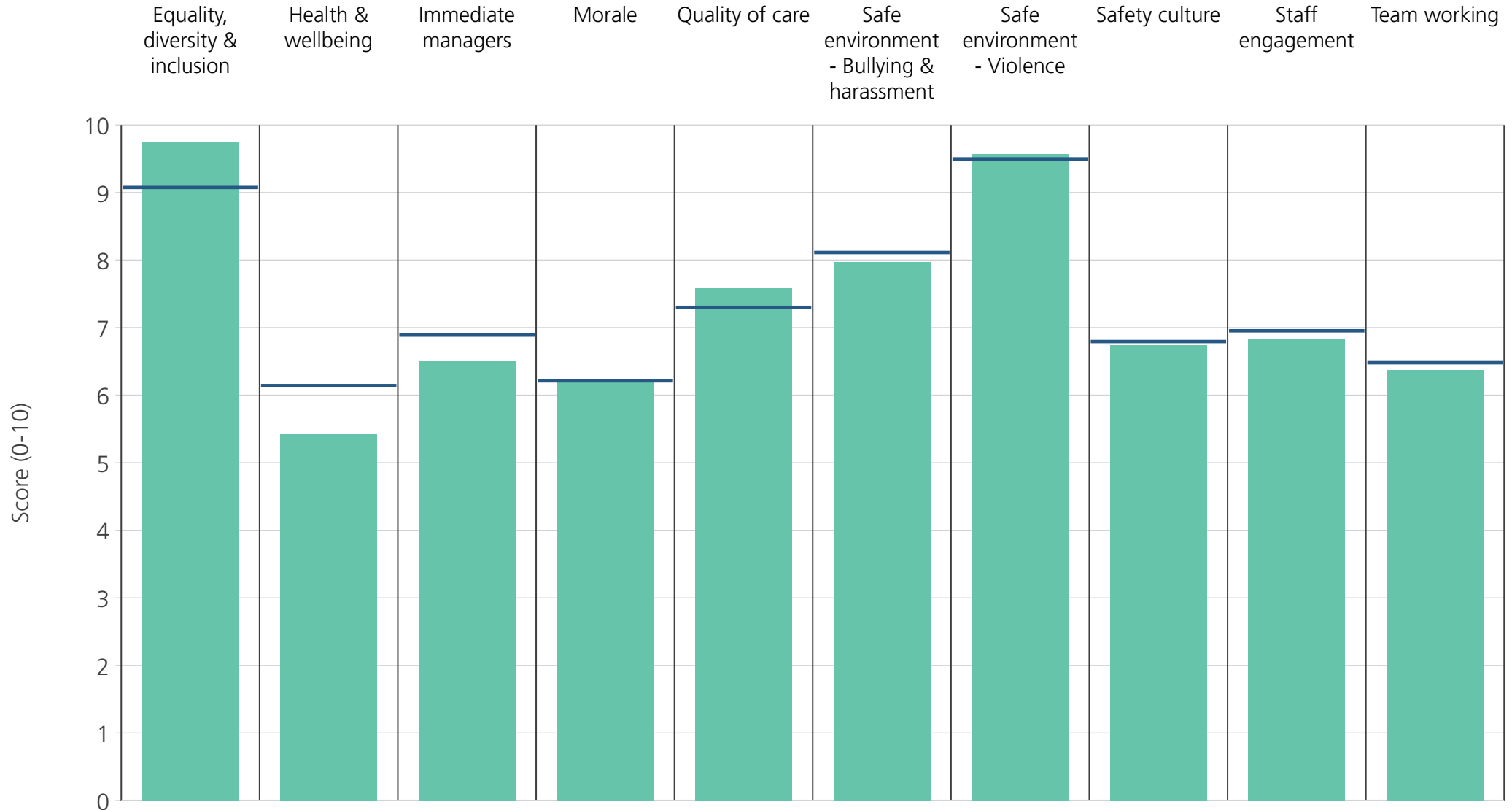




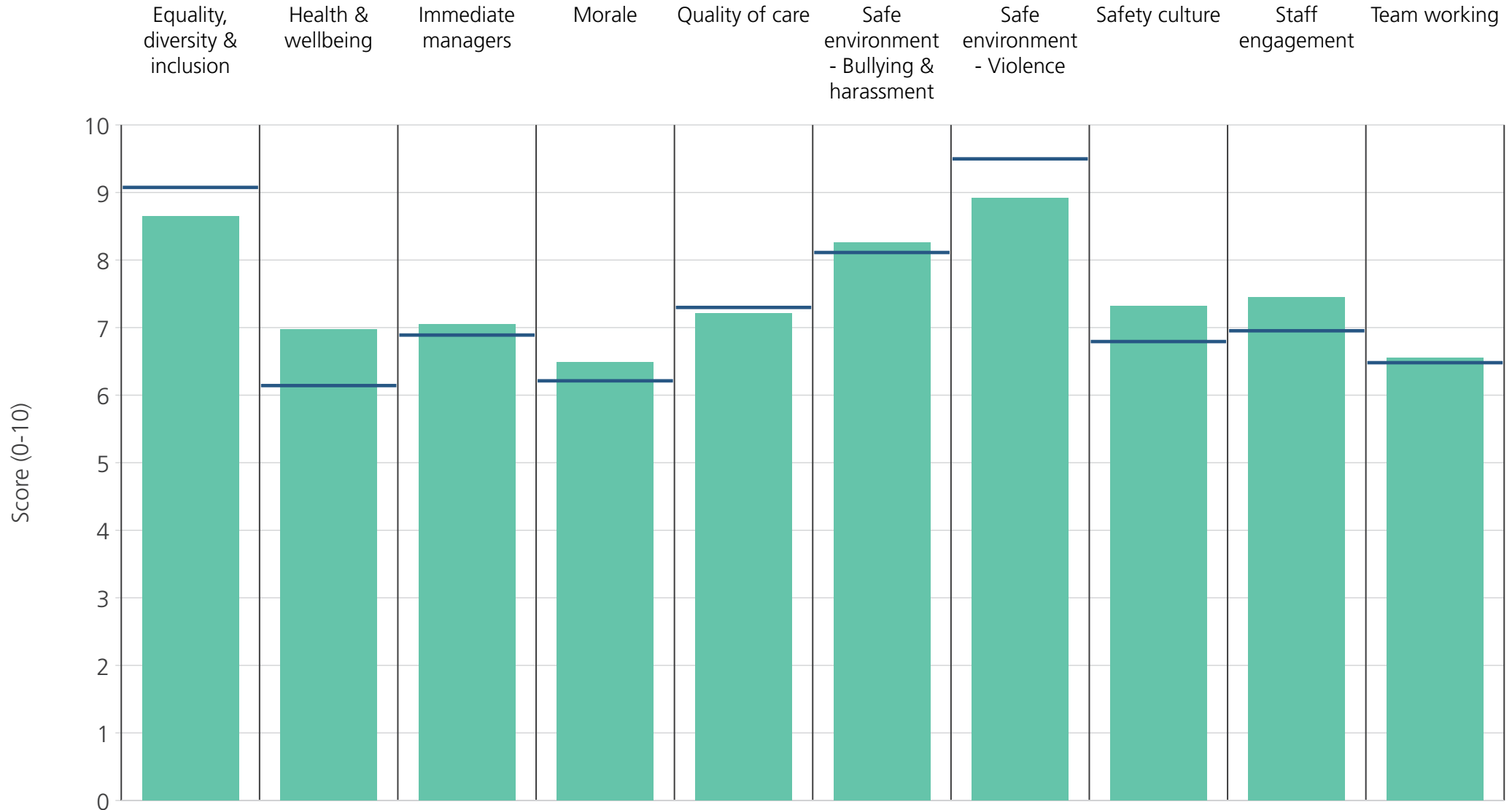
<b>Directorate</b>	9.4	6.6	8.1	7.1	7.8	8.1	9.8	6.7	7.5	7.0
<b>Your org</b>	9.1	6.1	6.9	6.2	7.3	8.1	9.5	6.8	7.0	6.5
<b>Responses</b>	32	32	32	32	27	32	32	32	32	32



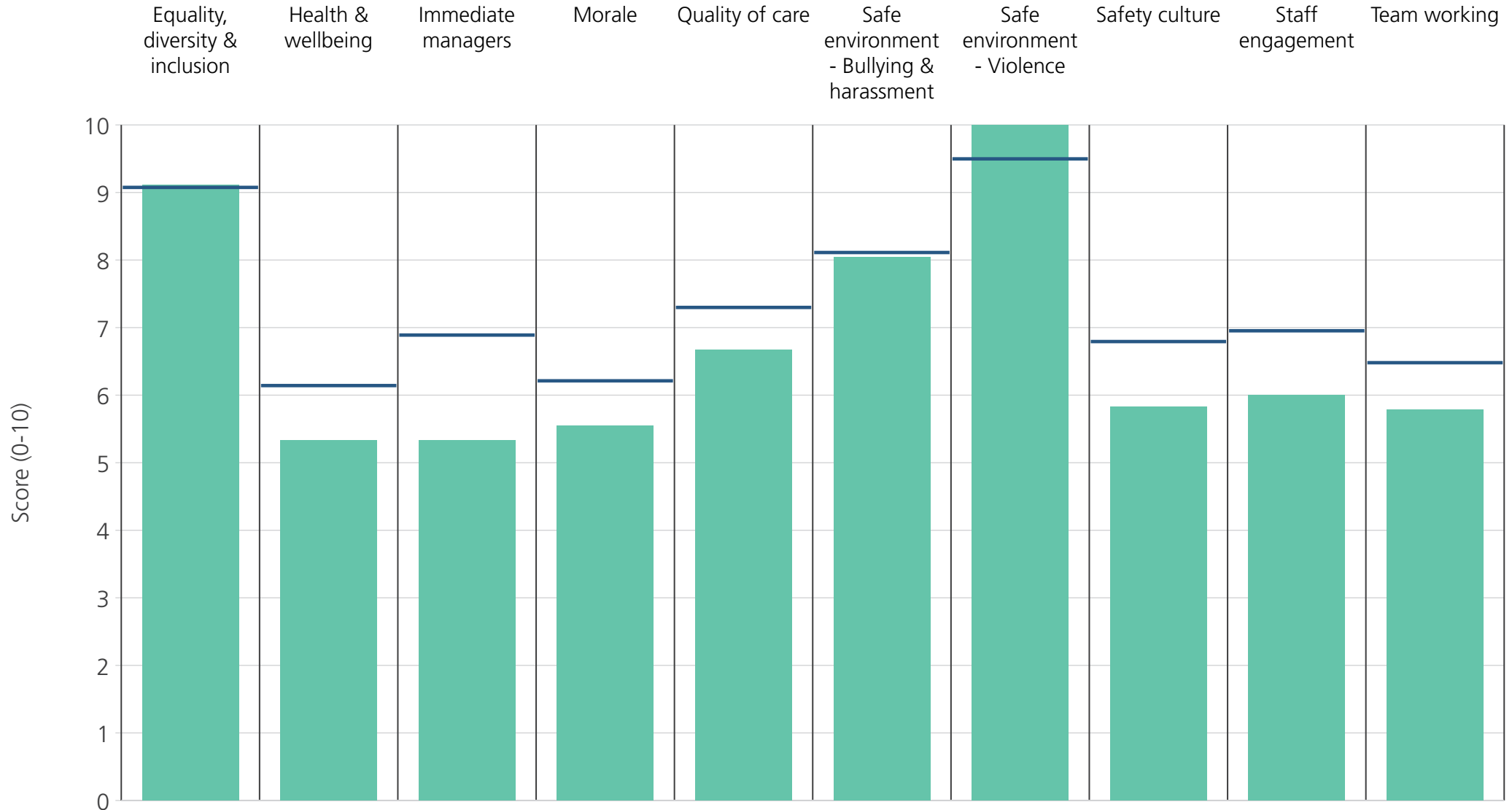
<b>Directorate</b>	9.3	6.4	7.5	6.2	7.2	8.3	9.7	7.1	7.1	6.9
<b>Your org</b>	9.1	6.1	6.9	6.2	7.3	8.1	9.5	6.8	7.0	6.5
<b>Responses</b>	39	39	39	39	29	38	39	39	39	39



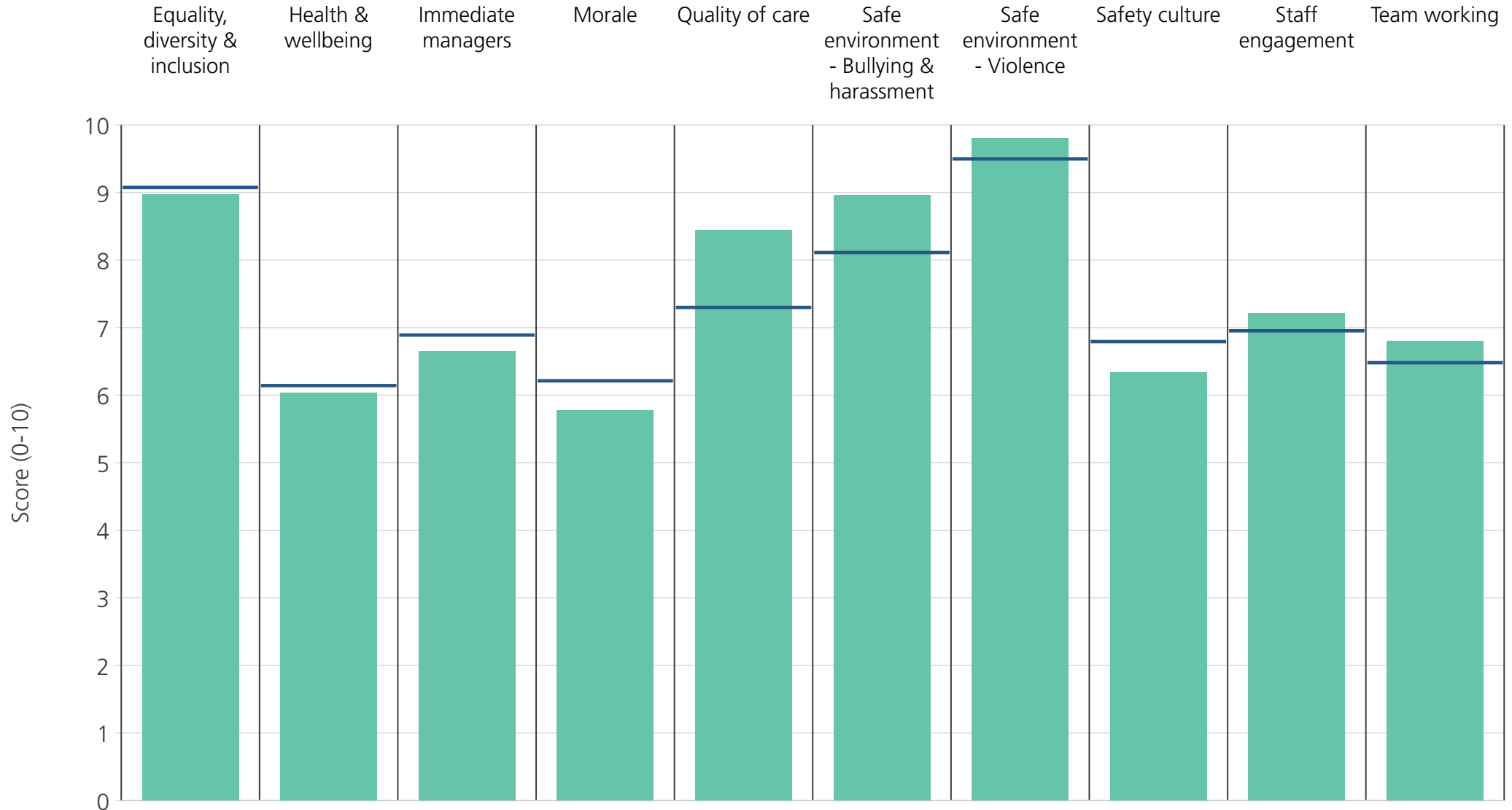
<b>Directorate</b>	9.7	5.4	6.5	6.2	7.6	8.0	9.6	6.7	6.8	6.4
<b>Your org</b>	9.1	6.1	6.9	6.2	7.3	8.1	9.5	6.8	7.0	6.5
<b>Responses</b>	23	23	23	23	23	23	23	23	23	22



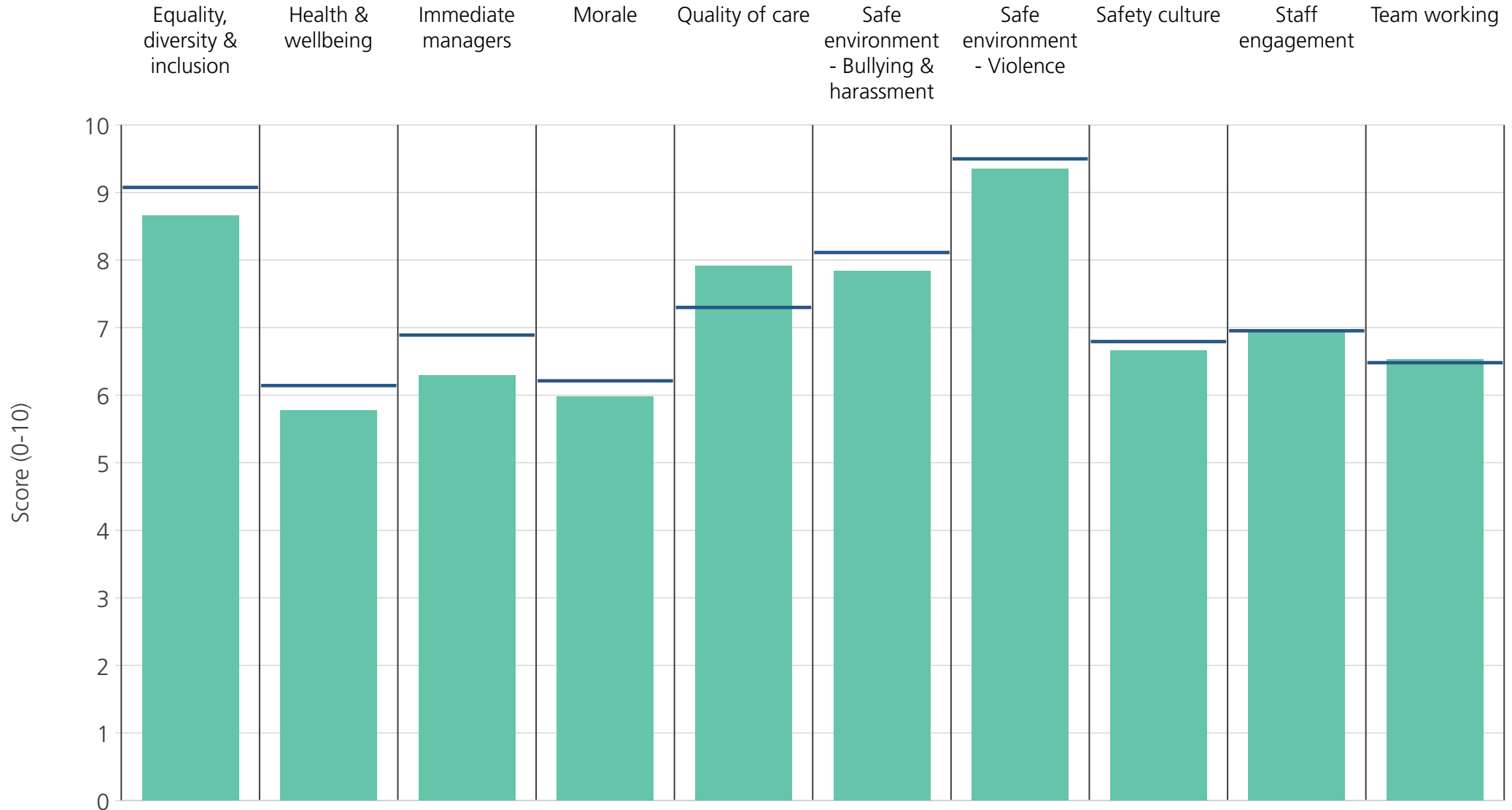
Directorate	8.7	7.0	7.0	6.5	7.2	8.3	8.9	7.3	7.4	6.5
Your org	9.1	6.1	6.9	6.2	7.3	8.1	9.5	6.8	7.0	6.5
Responses	21	20	21	21	20	21	20	21	21	21



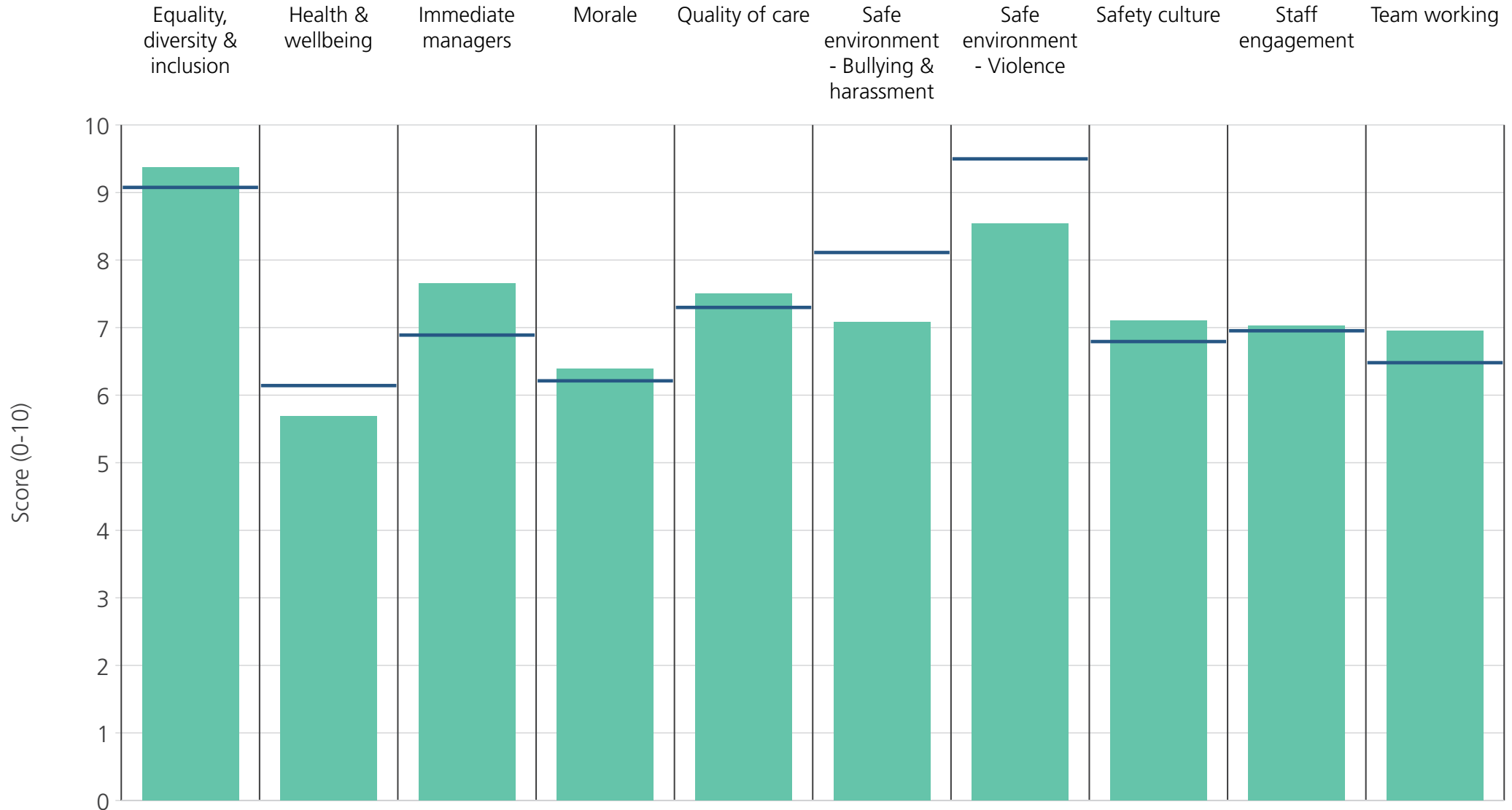
<b>Directorate</b>	9.1	5.3	5.3	5.5	6.7	8.0	10.0	5.8	6.0	5.8
<b>Your org</b>	9.1	6.1	6.9	6.2	7.3	8.1	9.5	6.8	7.0	6.5
<b>Responses</b>	29	29	29	29	23	29	29	29	29	27



<b>Directorate</b>	9.0	6.0	6.6	5.8	8.4	9.0	9.8	6.3	7.2	6.8
<b>Your org</b>	9.1	6.1	6.9	6.2	7.3	8.1	9.5	6.8	7.0	6.5
<b>Responses</b>	17	17	17	17	15	16	17	17	17	16

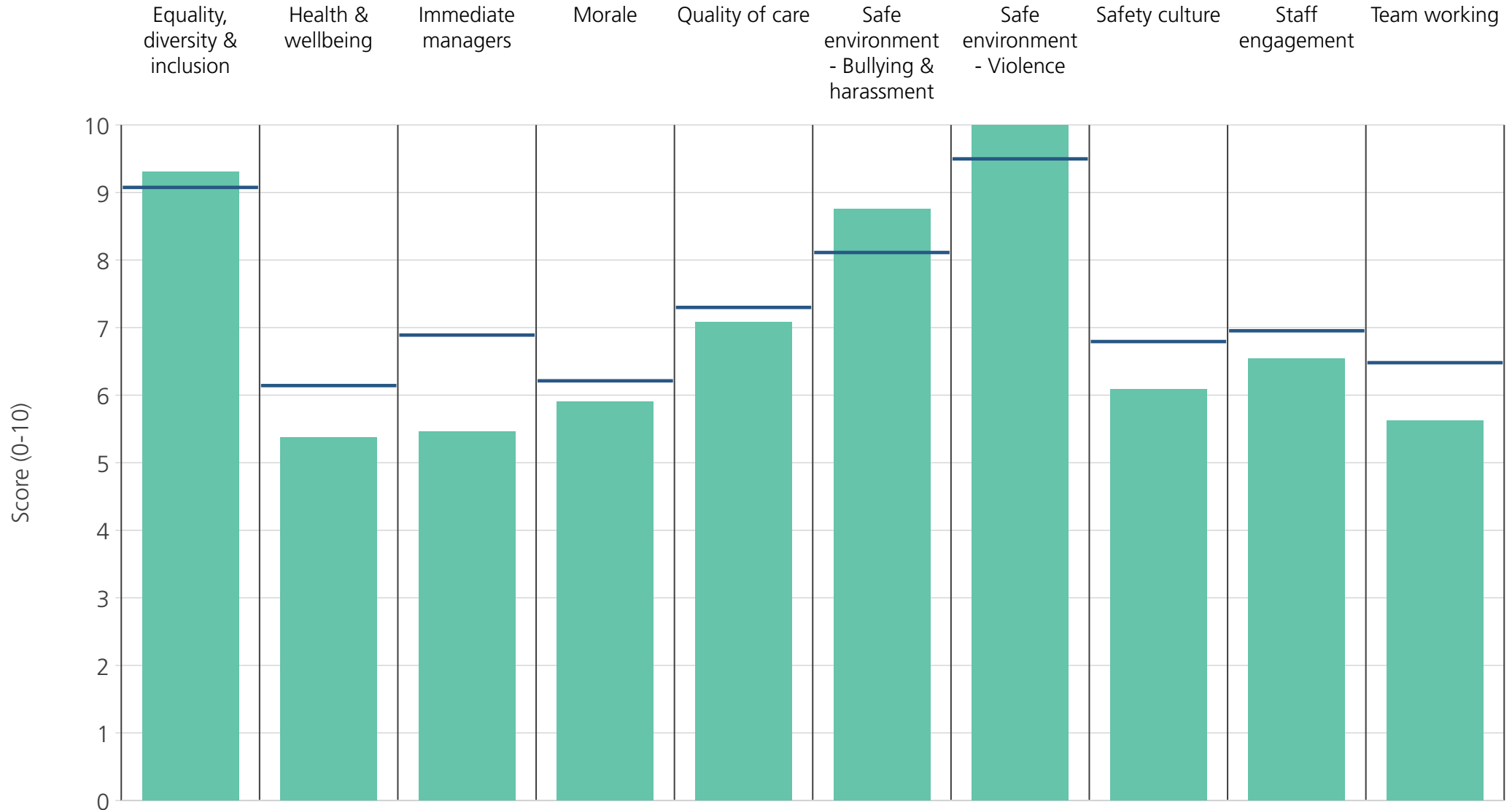


<b>Directorate</b>	8.7	5.8	6.3	6.0	7.9	7.8	9.4	6.7	7.0	6.5
<b>Your org</b>	9.1	6.1	6.9	6.2	7.3	8.1	9.5	6.8	7.0	6.5
<b>Responses</b>	54	54	54	54	47	54	54	54	54	53

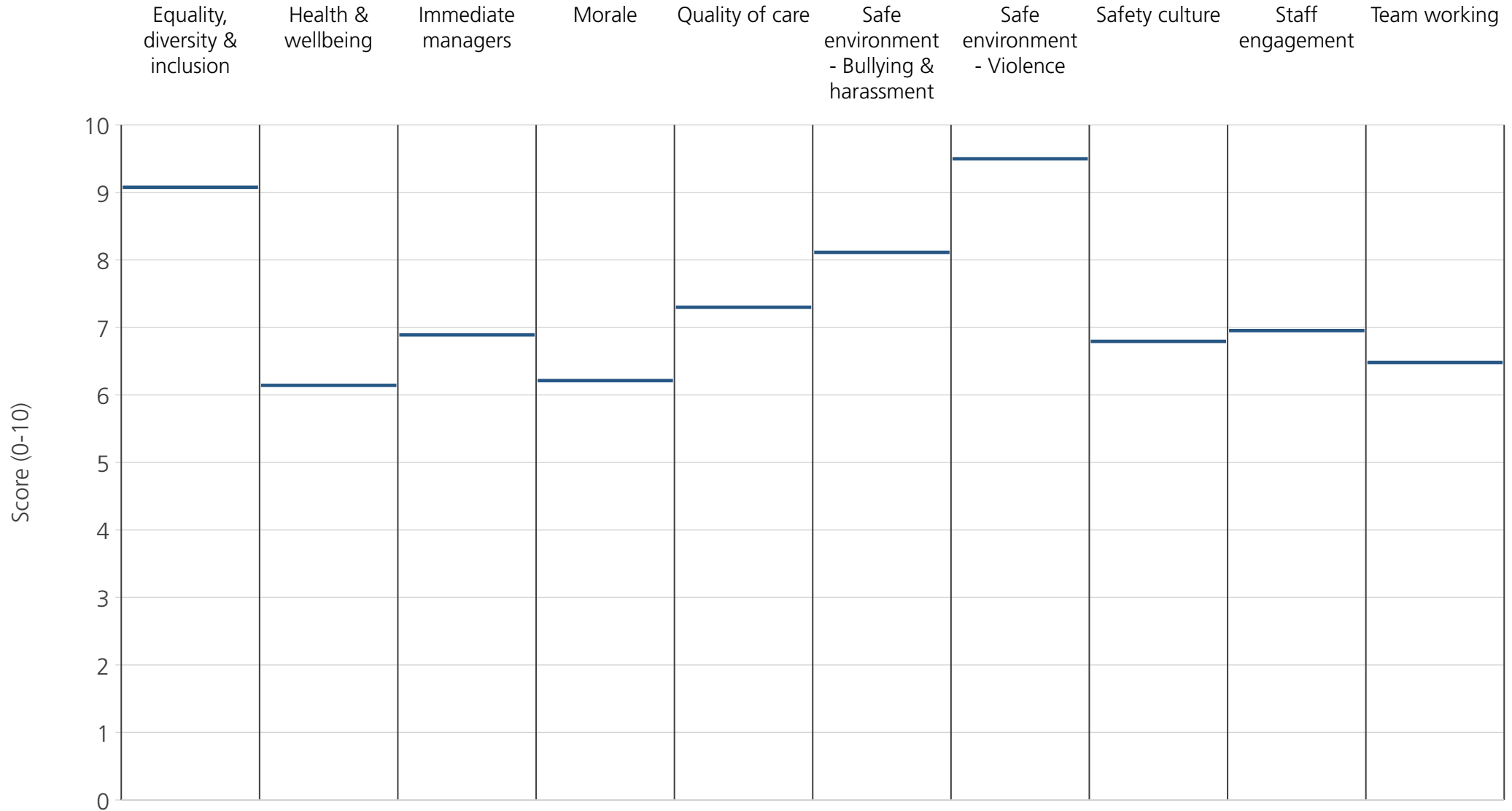


<b>Directorate</b>	9.4	5.7	7.7	6.4	7.5	7.1	8.5	7.1	7.0	7.0
<b>Your org</b>	9.1	6.1	6.9	6.2	7.3	8.1	9.5	6.8	7.0	6.5
<b>Responses</b>	16	16	16	16	15	16	16	16	16	16

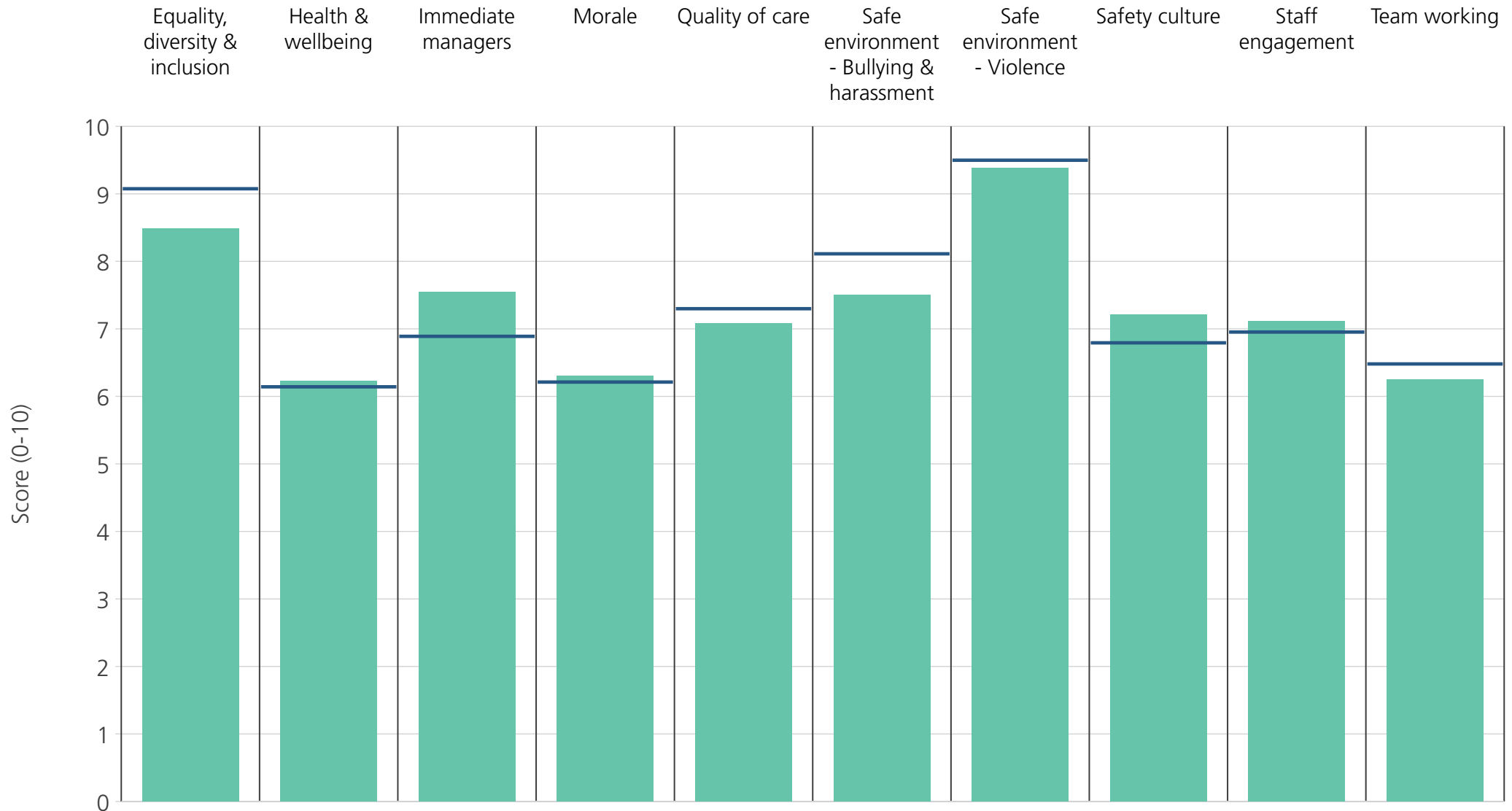




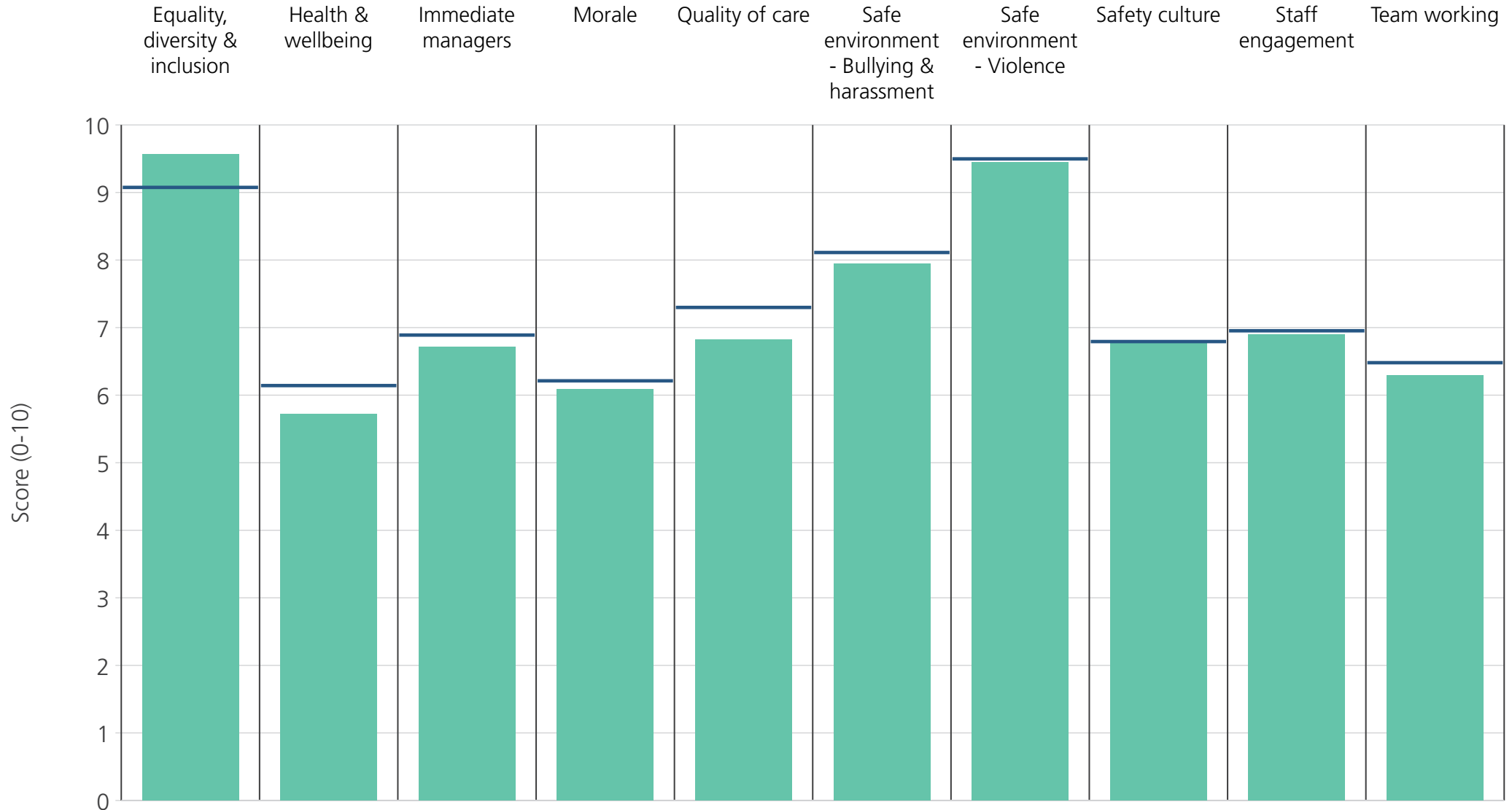
<b>Directorate</b>	9.3	5.4	5.5	5.9	7.1	8.8	10.0	6.1	6.5	5.6
<b>Your org</b>	9.1	6.1	6.9	6.2	7.3	8.1	9.5	6.8	7.0	6.5
<b>Responses</b>	12	12	12	12	12	12	12	12	12	12



Directorate	9.1	6.1	6.9	6.2	7.3	8.1	9.5	6.8	7.0	6.5
Your org	9.1	6.1	6.9	6.2	7.3	8.1	9.5	6.8	7.0	6.5
Responses	10	10	10	10	10	10	10	10	10	10



<b>Directorate</b>	8.5	6.2	7.5	6.3	7.1	7.5	9.4	7.2	7.1	6.3
<b>Your org</b>	9.1	6.1	6.9	6.2	7.3	8.1	9.5	6.8	7.0	6.5
<b>Responses</b>	28	27	28	28	26	28	27	28	28	28



<b>Directorate</b>	9.6	5.7	6.7	6.1	6.8	7.9	9.4	6.8	6.9	6.3
<b>Your org</b>	9.1	6.1	6.9	6.2	7.3	8.1	9.5	6.8	7.0	6.5
<b>Responses</b>	60	60	60	60	57	60	60	60	60	58