

# University Hospitals Plymouth NHS Trust

2020 NHS Staff Survey

**Directorate Report**

**Contents**

Introduction . . . . .	3	216 Maternity Services Summary . . . . .	26
Themes – Directorates 1 . . . . .	4	216 Neurosurgery/ Dental & Max Fax/ ENT & Audiology/ Pain Services . . . . .	27
216 Clinical Support Services . . . . .	5	216 Other . . . . .	28
216 Corporate Services . . . . .	6	216 Pathology Summary . . . . .	29
216 Medicine Care Group . . . . .	7	216 Pharmacy Summary . . . . .	30
216 Other . . . . .	8	216 SHIP/ Gynae & IVF/ Breast Surg . . . . .	31
216 Surgery Care Group . . . . .	9	216 Site Services/ Info planning . . . . .	32
216 Womens and Childrens CG . . . . .	10	216 Therapies Summary . . . . .	33
Themes – Directorates 2 . . . . .	11	216 Trauma and Orthopaedics and Rheumatology Summary . . . . .	34
216 Acute Medicine Diabetes & Endocrinology . . . . .	12	216 Urology/ Colorectal/ General and HpB Surgery . . . . .	35
216 Acute Paeds/ Comm Paeds/ Neonates . . . . .	13		
216 Anaesthetics/ Theatres Central . . . . .	14		
216 Cardiology/ Thoracic Medicine . . . . .	15		
216 Cardiothoracic & Vascular Surg/ Critical Care . . . . .	16		
216 Derm/ Plastic Surg/ Ophthalmology . . . . .	17		
216 Director of Finance Summary . . . . .	18		
216 Director of HR Summary . . . . .	19		
216 Emergency Department Summary . . . . .	20		
216 Endoscopy/ Gastroenterology/ Hepatology . . . . .	21		
216 HCE/ Neurology/ Renal . . . . .	22		
216 Haematology/ Oncology Summary . . . . .	23		
216 Healthcare Science and Technology Summary . . . . .	24		
216 Imaging Summary . . . . .	25		

This directorate report for University Hospitals Plymouth NHS Trust contains results by directorate for themes from the 2020 NHS Staff Survey. These results are compared to the unweighted average for your organisation.

**Please note:** It is possible that there are differences between the 'Your org' scores reported in this directorate report and those in the benchmark report. This is because the results in the benchmark report are weighted to allow for fair comparisons between organisations of a similar type. However, in this report comparisons are made within your organisation so the unweighted organisation result is a more appropriate point of comparison.

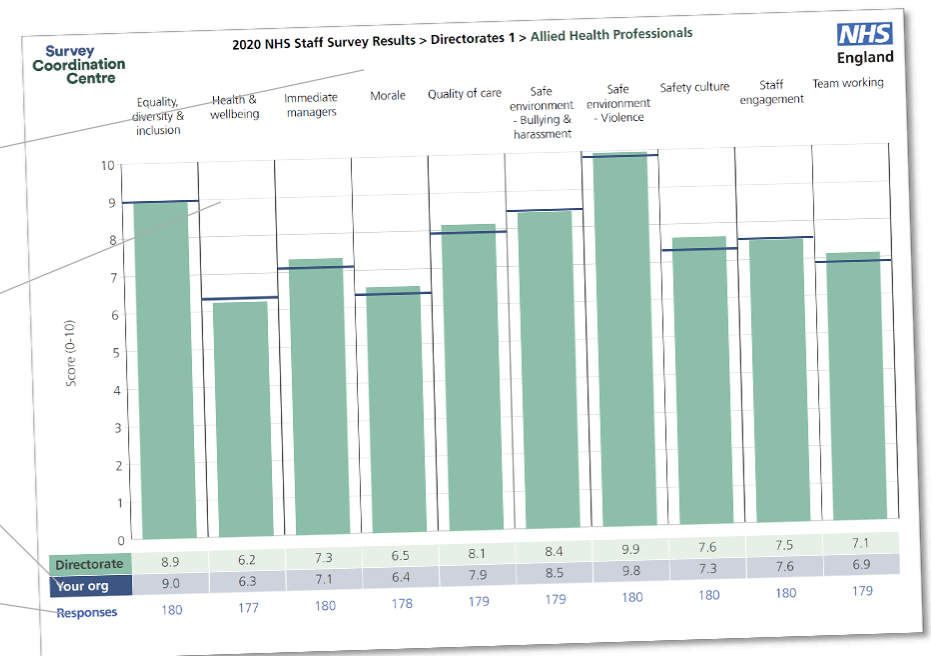
The directorate breakdowns used in this report were provided and defined by University Hospitals Plymouth NHS Trust. Details of how the theme scores were calculated are included in the Technical Document, available to download from our [results website](#).

## Key features

Breakdown type and **directorate name** are specified in the header. Black text in the header is hyperlinked: clicking on '2020 NHS Staff Survey Results' navigates back to the contents page.

Directorate results are presented in the context of the (unweighted) **organisation average ('Your org')**, so it is easy to tell if a directorate is performing better or worse than the organisation average. For all themes, a higher score is a better result than a lower score.

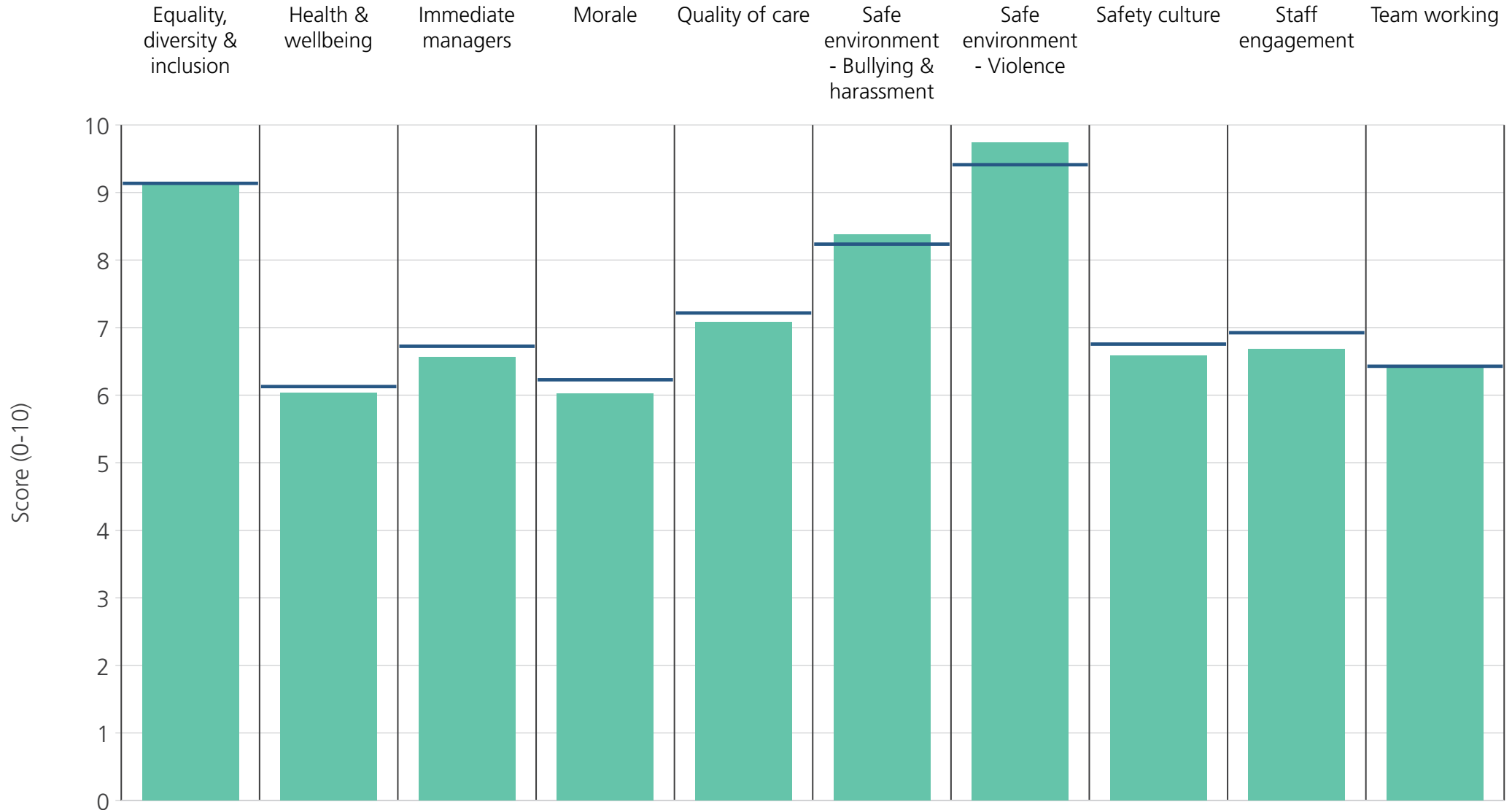
The **number of responses** feeding into each theme score **for the given directorate** is specified below the table containing the directorate and trust scores.



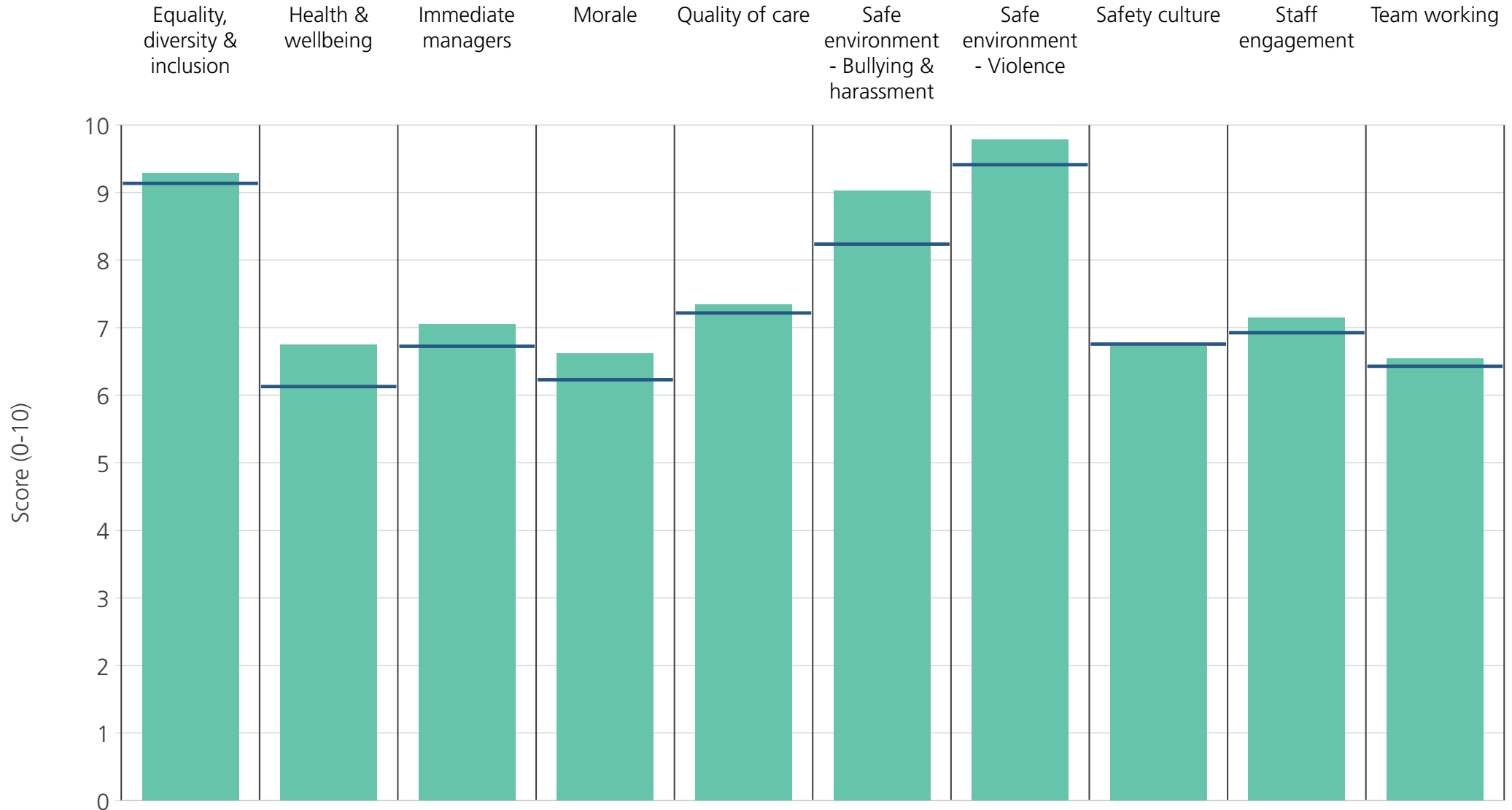
**! Note:** when there are less than 11 responses in a group, results are suppressed to protect staff confidentiality

# Directorates 1

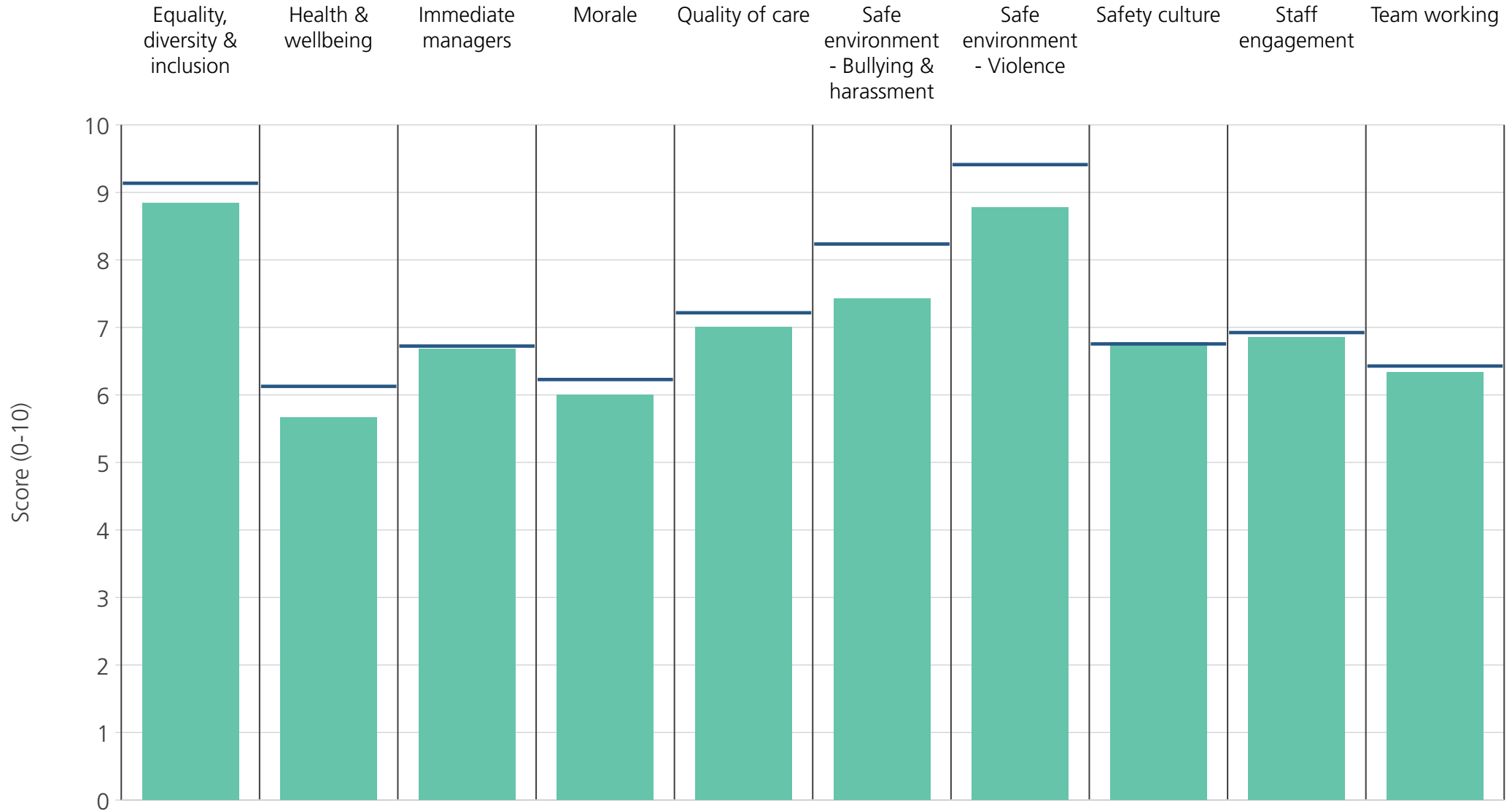
University Hospitals Plymouth NHS Trust  
2020 NHS Staff Survey Results



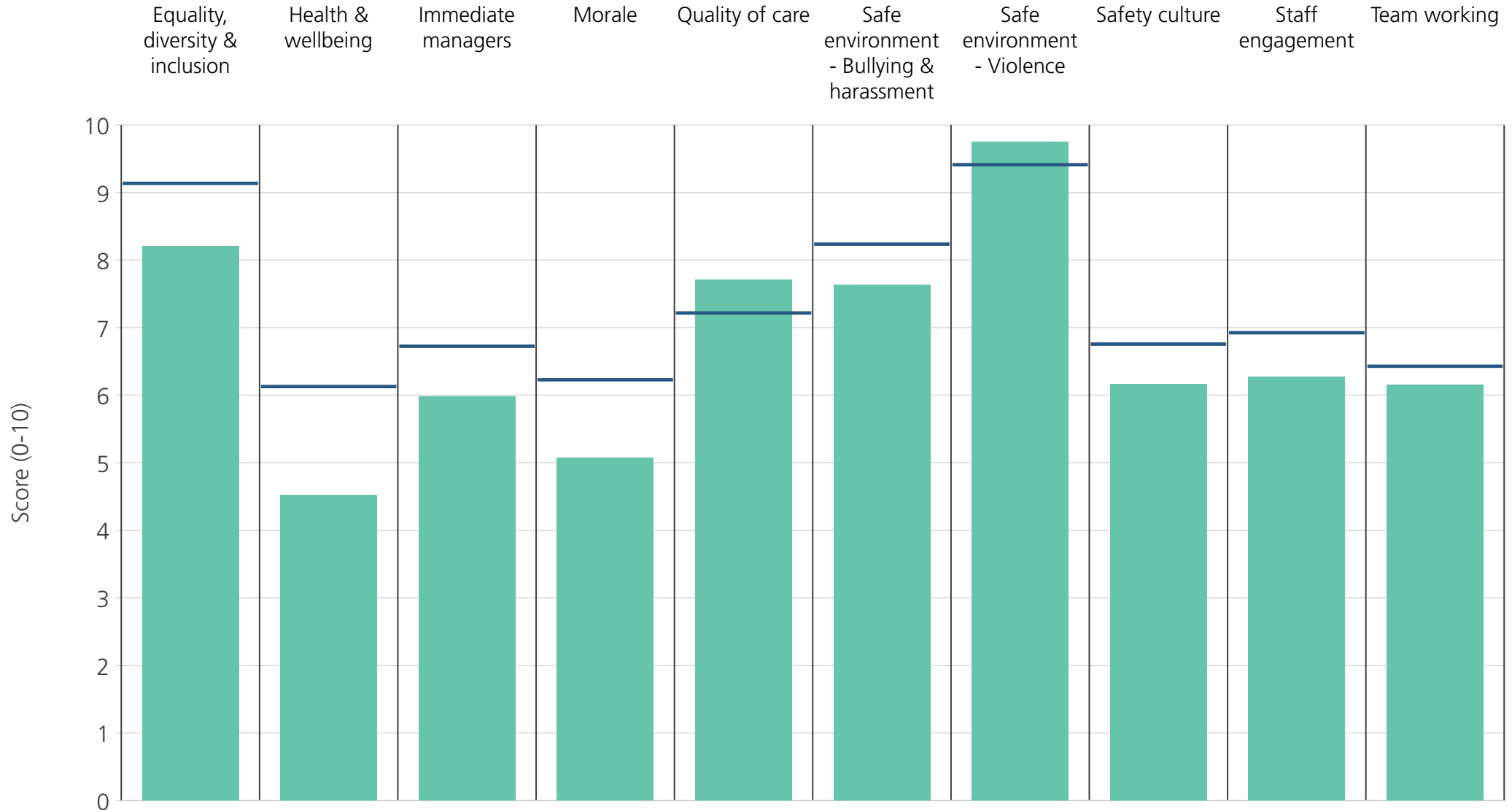
<b>Directorate</b>	9.1	6.0	6.6	6.0	7.1	8.4	9.7	6.6	6.7	6.4
<b>Your org</b>	9.1	6.1	6.7	6.2	7.2	8.2	9.4	6.8	6.9	6.4
<b>Responses</b>	622	622	622	614	571	602	622	621	628	622



<b>Directorate</b>	9.3	6.7	7.0	6.6	7.3	9.0	9.8	6.7	7.1	6.5
<b>Your org</b>	9.1	6.1	6.7	6.2	7.2	8.2	9.4	6.8	6.9	6.4
<b>Responses</b>	988	989	990	986	709	958	981	987	993	987

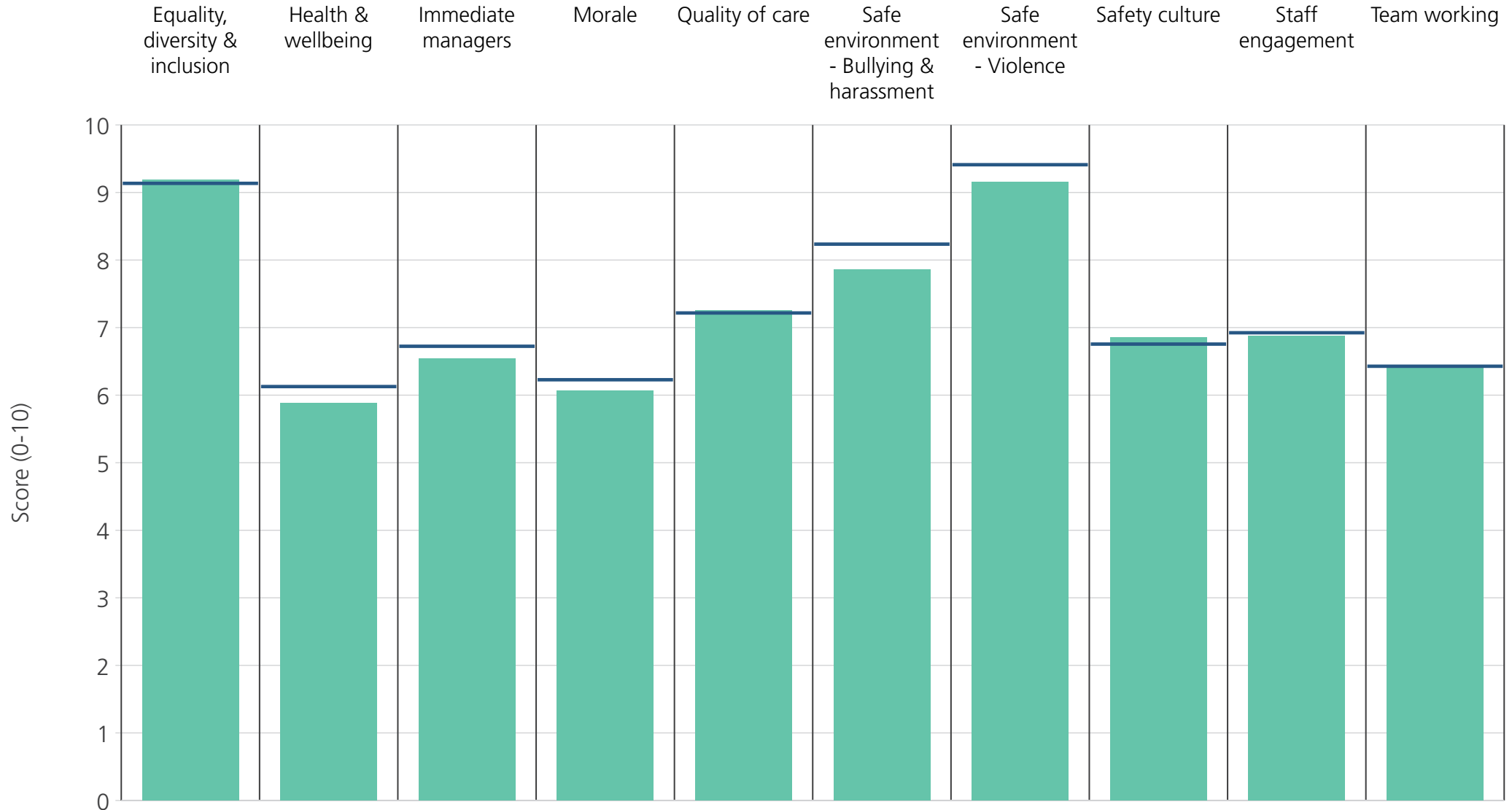


<b>Directorate</b>	8.8	5.7	6.7	6.0	7.0	7.4	8.8	6.8	6.9	6.3
<b>Your org</b>	9.1	6.1	6.7	6.2	7.2	8.2	9.4	6.8	6.9	6.4
<b>Responses</b>	707	709	712	694	695	691	706	701	724	720

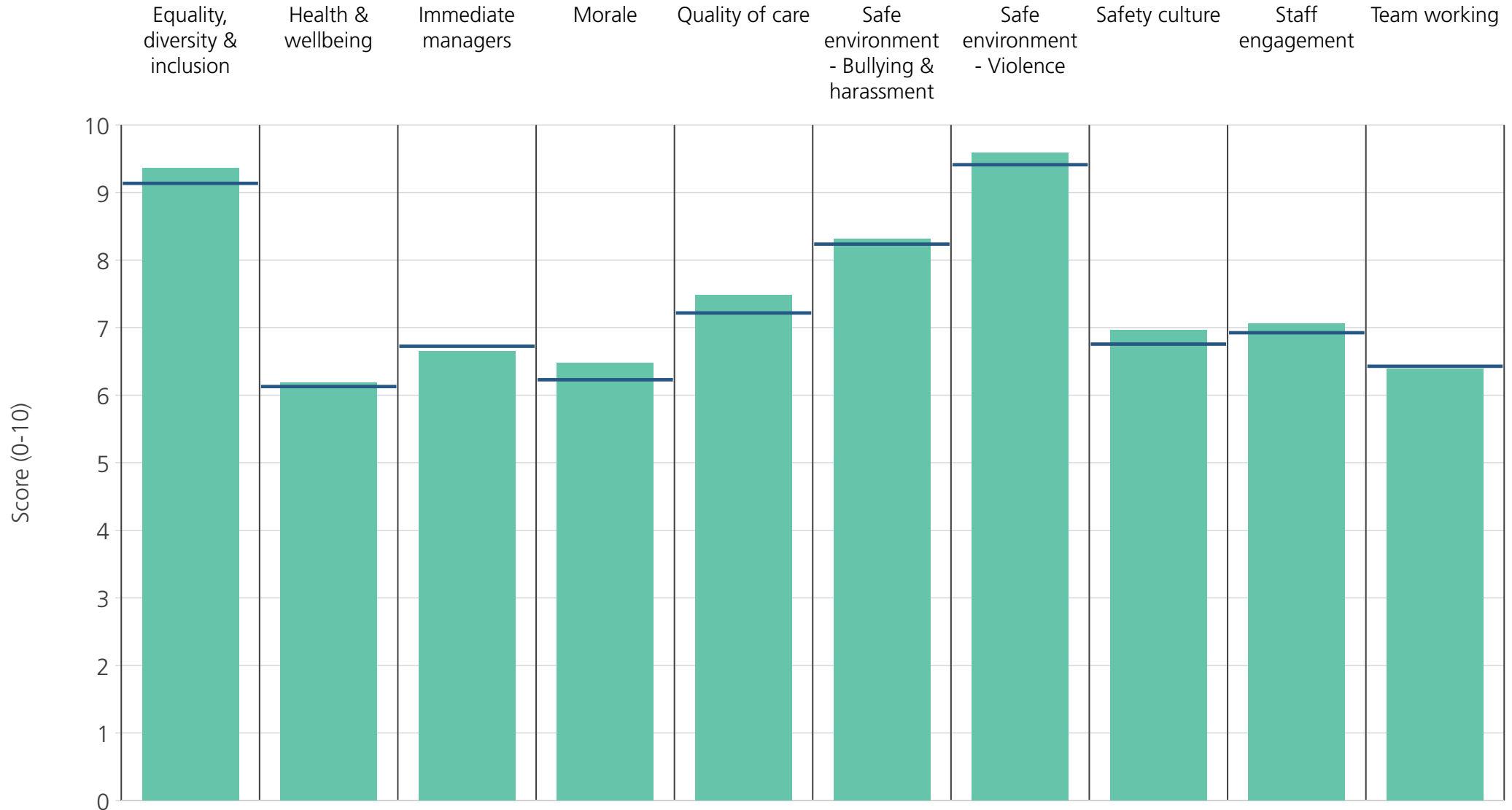


<b>Directorate</b>	8.2	4.5	6.0	5.1	7.7	7.6	9.7	6.2	6.3	6.2
<b>Your org</b>	9.1	6.1	6.7	6.2	7.2	8.2	9.4	6.8	6.9	6.4
<b>Responses</b>	39	39	39	39	33	38	39	39	39	39





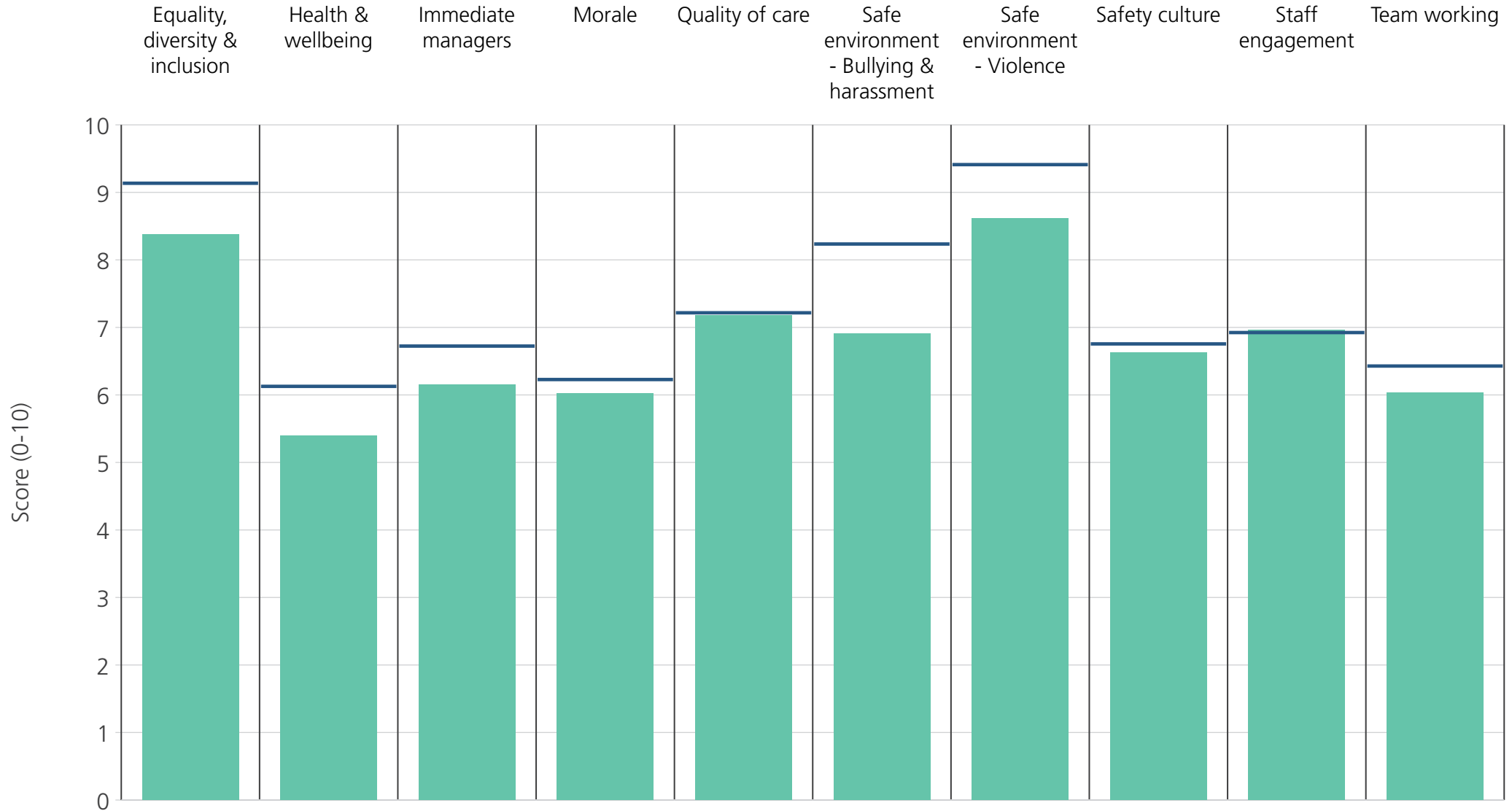
<b>Directorate</b>	9.2	5.9	6.5	6.1	7.3	7.9	9.2	6.9	6.9	6.4
<b>Your org</b>	9.1	6.1	6.7	6.2	7.2	8.2	9.4	6.8	6.9	6.4
<b>Responses</b>	770	773	775	765	757	753	772	767	792	782



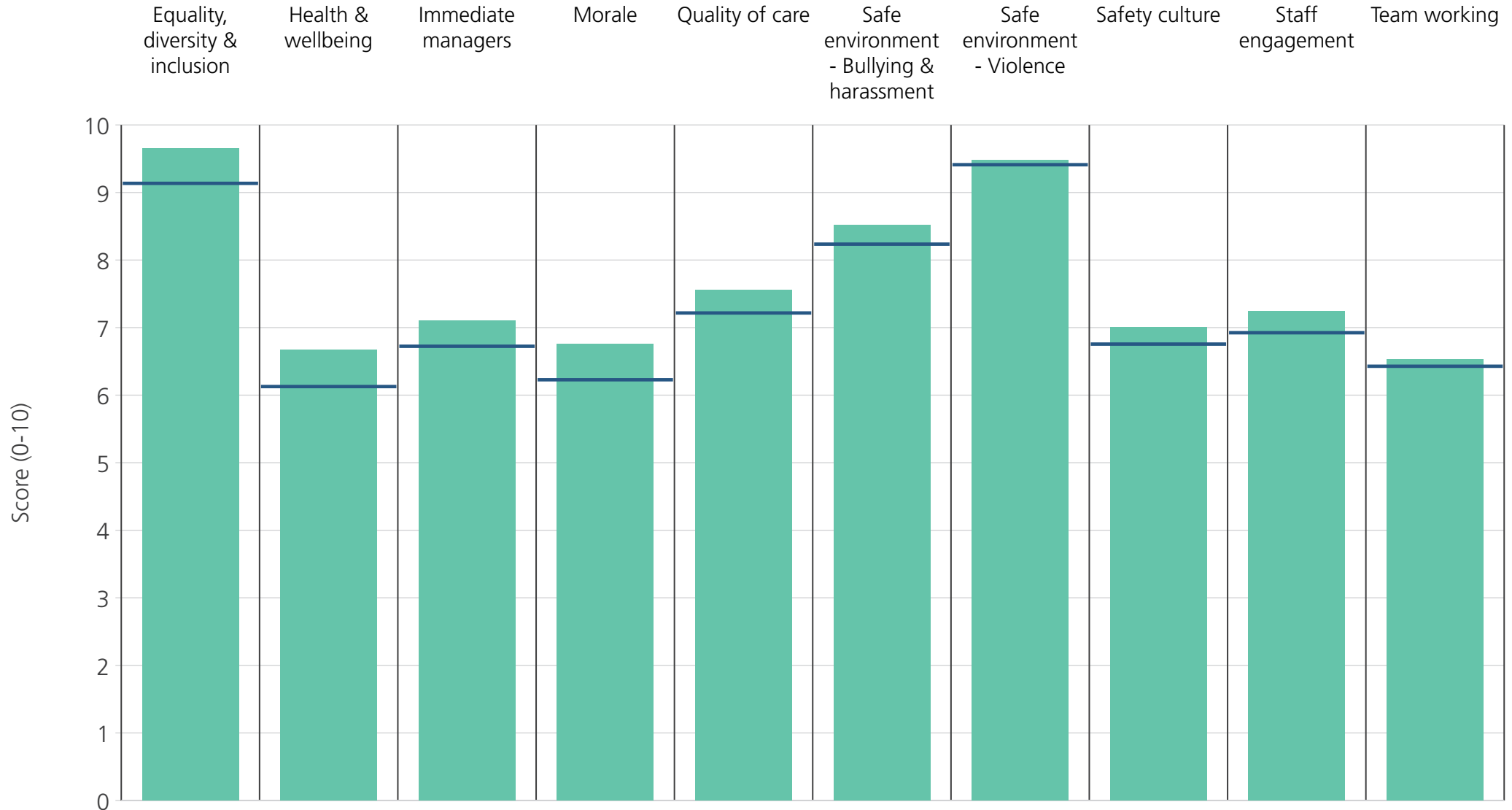
<b>Directorate</b>	9.4	6.2	6.7	6.5	7.5	8.3	9.6	7.0	7.1	6.4
<b>Your org</b>	9.1	6.1	6.7	6.2	7.2	8.2	9.4	6.8	6.9	6.4
<b>Responses</b>	327	327	328	323	319	321	327	325	329	328

# Directorates 2

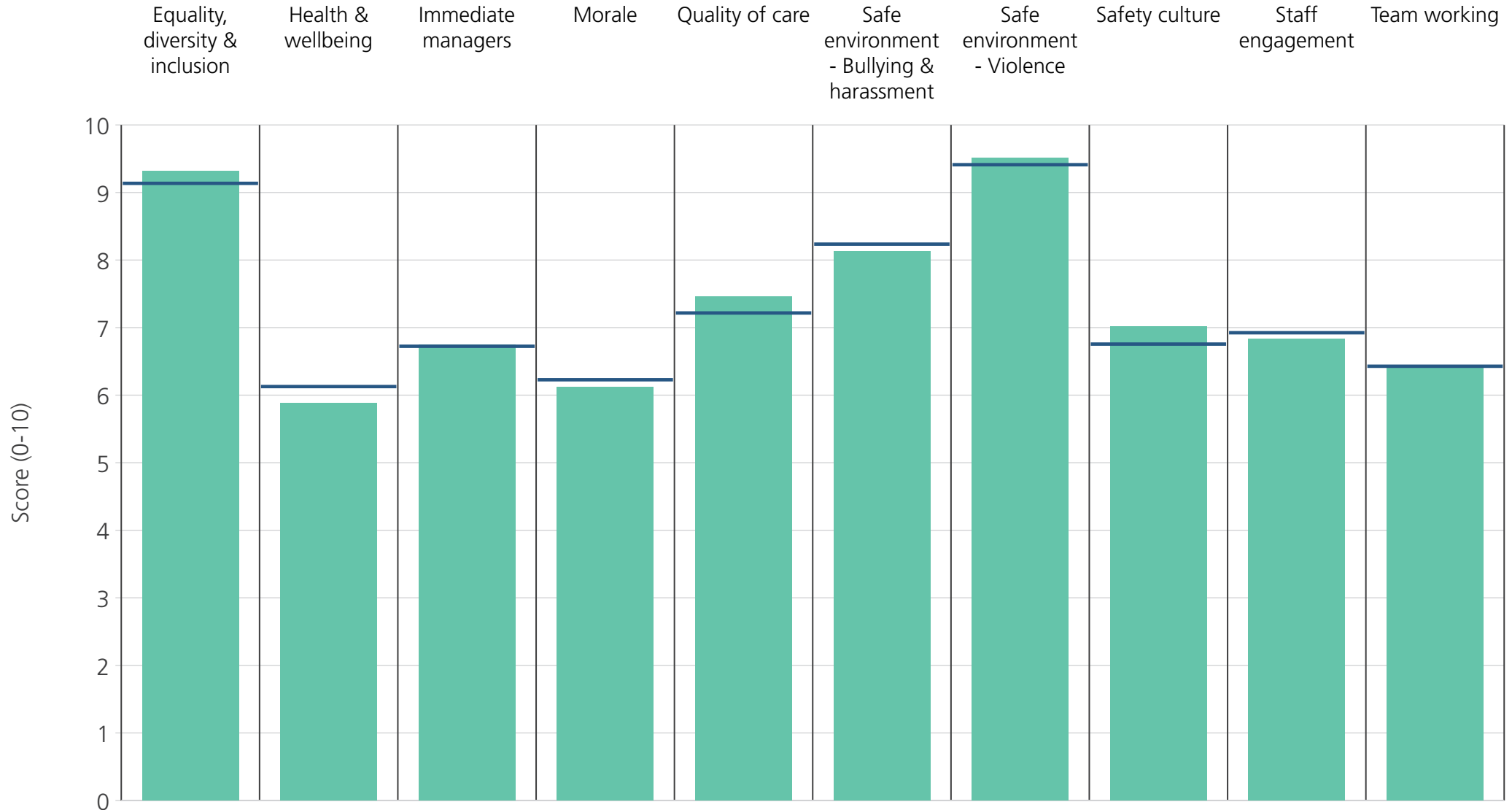
University Hospitals Plymouth NHS Trust  
2020 NHS Staff Survey Results



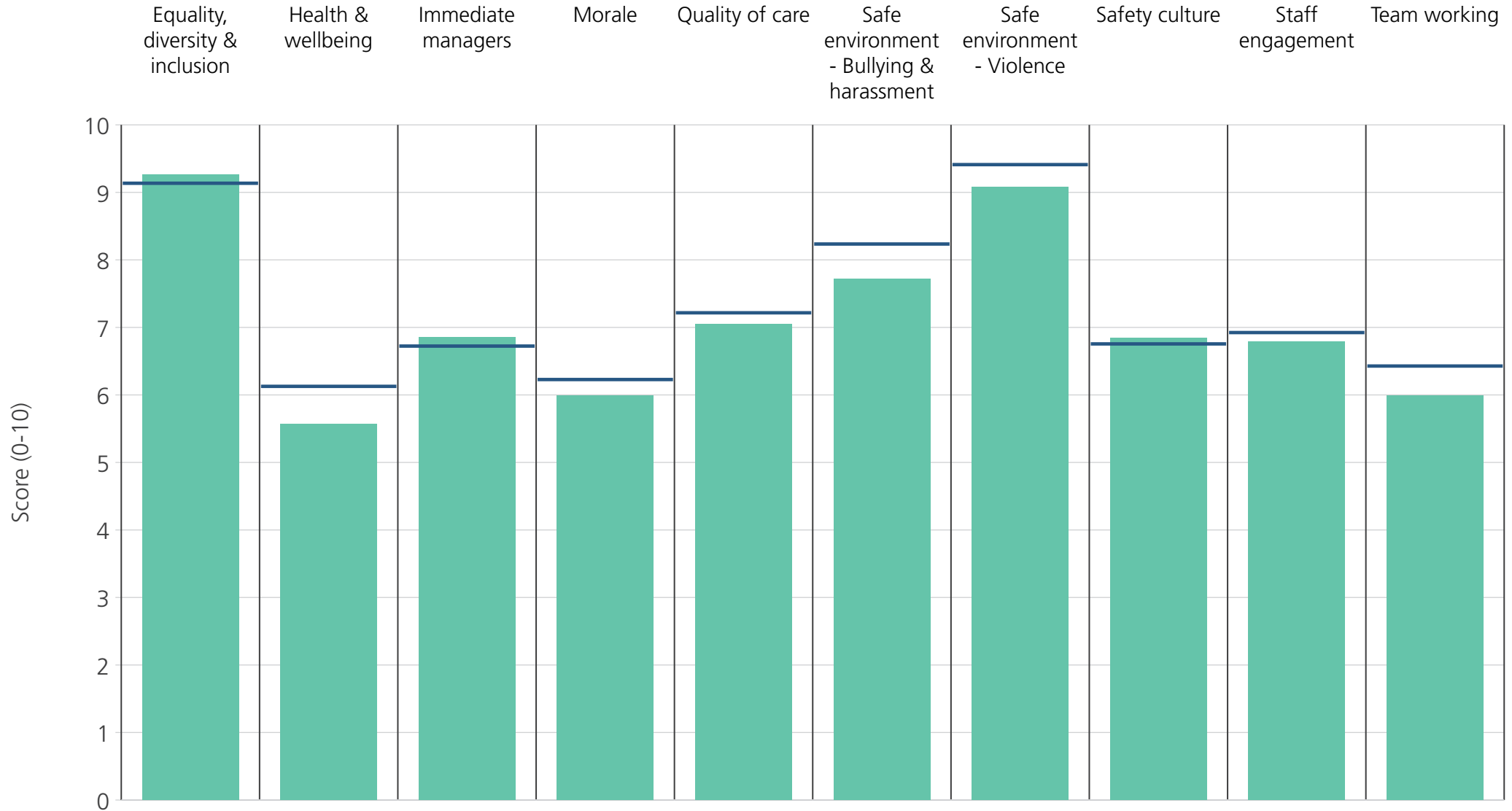
<b>Directorate</b>	8.4	5.4	6.2	6.0	7.2	6.9	8.6	6.6	7.0	6.0
<b>Your org</b>	9.1	6.1	6.7	6.2	7.2	8.2	9.4	6.8	6.9	6.4
<b>Responses</b>	99	100	100	97	95	98	99	98	100	99



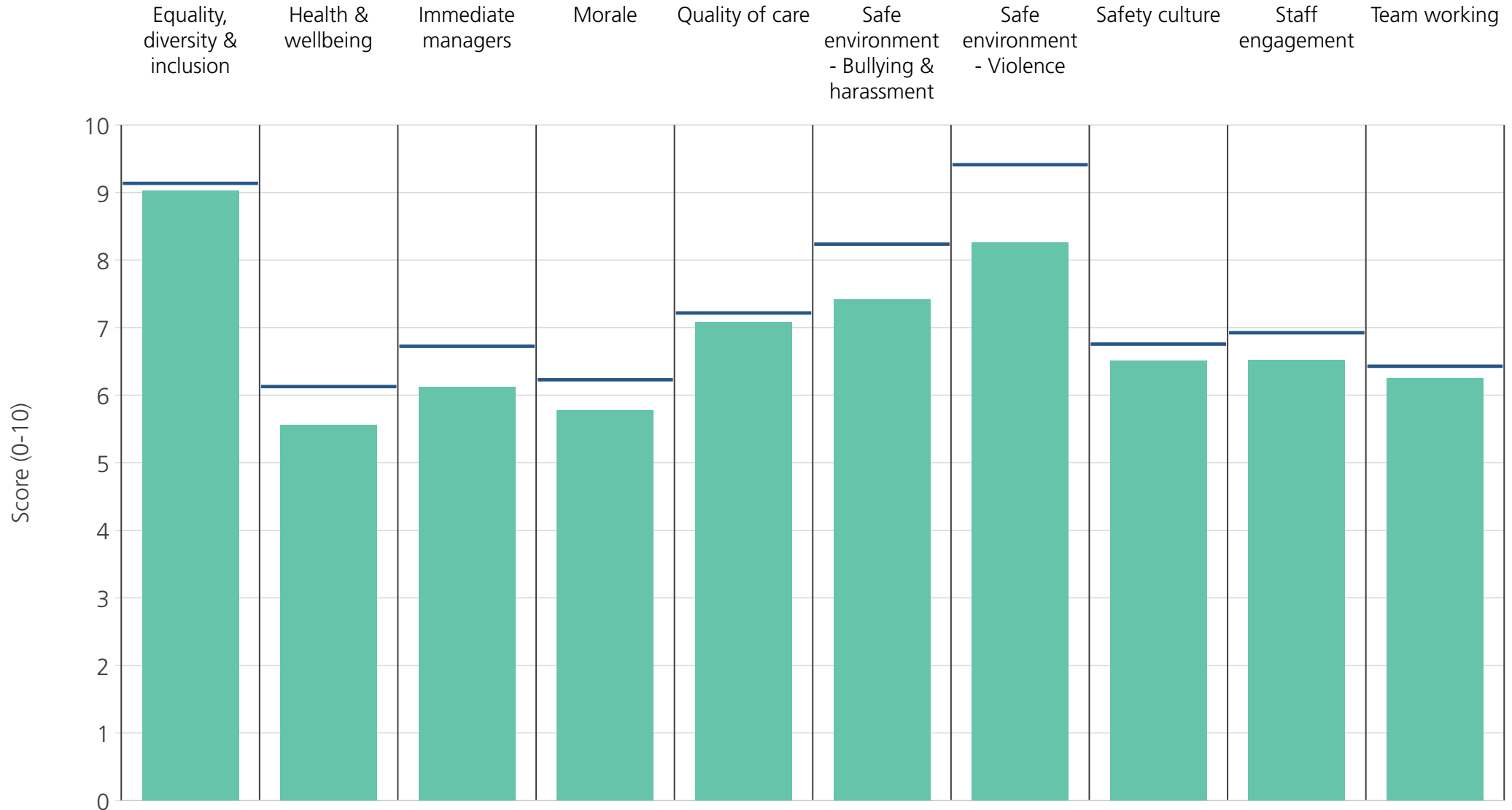
<b>Directorate</b>	9.7	6.7	7.1	6.8	7.6	8.5	9.5	7.0	7.2	6.5
<b>Your org</b>	9.1	6.1	6.7	6.2	7.2	8.2	9.4	6.8	6.9	6.4
<b>Responses</b>	180	180	181	179	177	177	180	179	182	182



<b>Directorate</b>	9.3	5.9	6.7	6.1	7.5	8.1	9.5	7.0	6.8	6.4
<b>Your org</b>	9.1	6.1	6.7	6.2	7.2	8.2	9.4	6.8	6.9	6.4
<b>Responses</b>	205	206	206	203	205	199	206	205	209	207

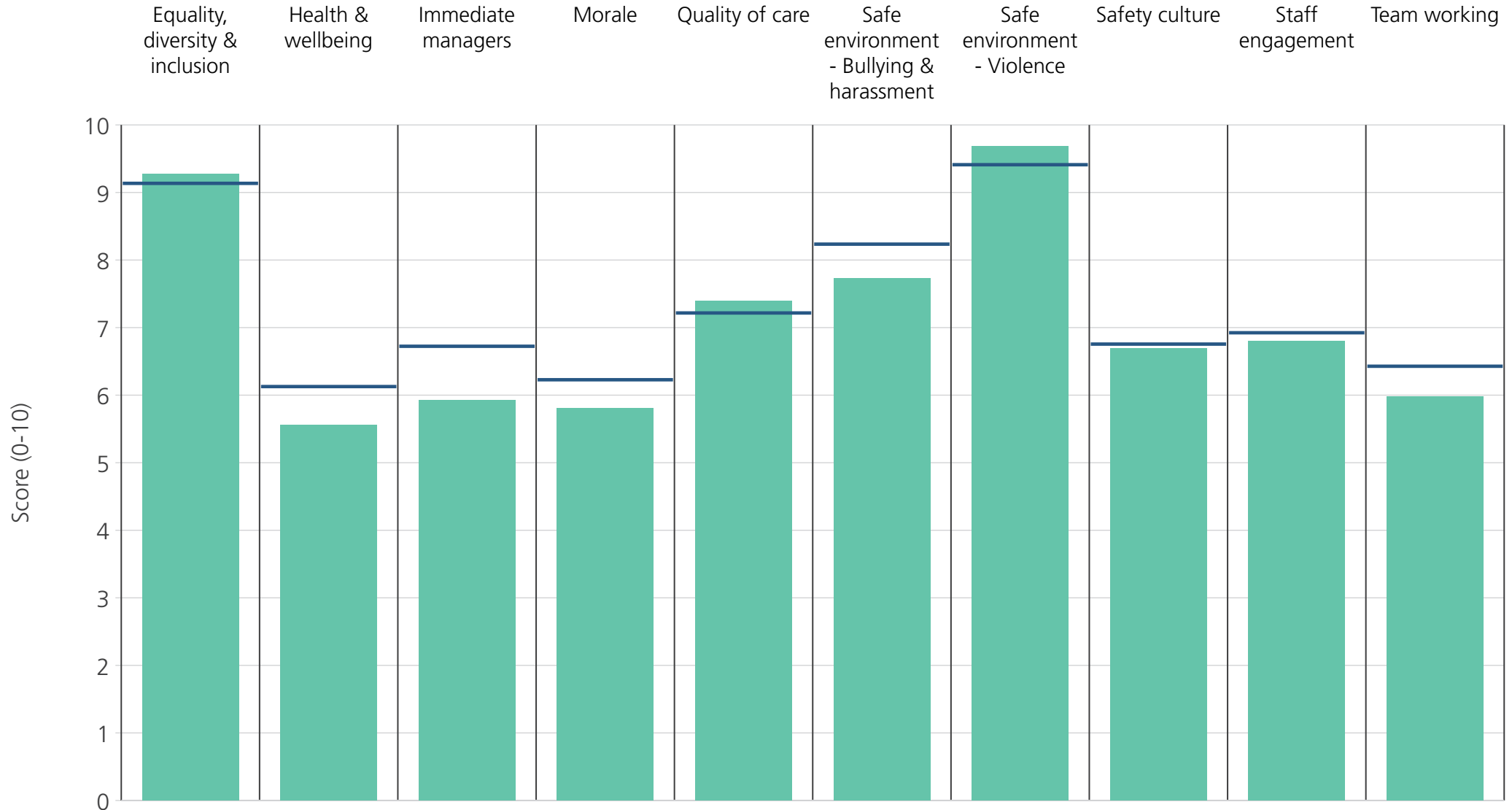


<b>Directorate</b>	9.3	5.6	6.9	6.0	7.1	7.7	9.1	6.8	6.8	6.0
<b>Your org</b>	9.1	6.1	6.7	6.2	7.2	8.2	9.4	6.8	6.9	6.4
<b>Responses</b>	123	123	124	120	121	121	123	122	124	125

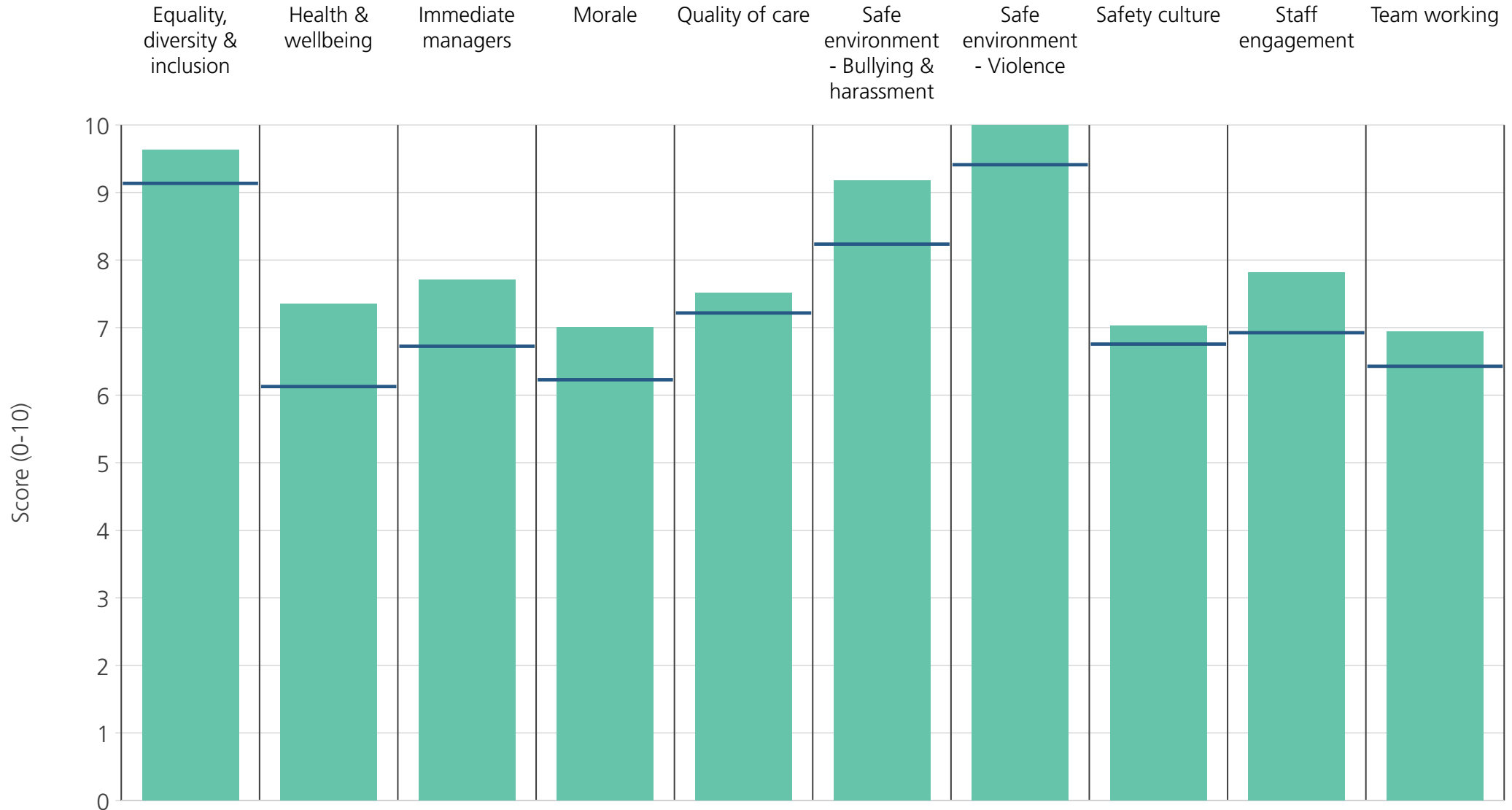


<b>Directorate</b>	9.0	5.6	6.1	5.8	7.1	7.4	8.3	6.5	6.5	6.3
<b>Your org</b>	9.1	6.1	6.7	6.2	7.2	8.2	9.4	6.8	6.9	6.4
<b>Responses</b>	155	155	156	153	152	154	155	153	158	156

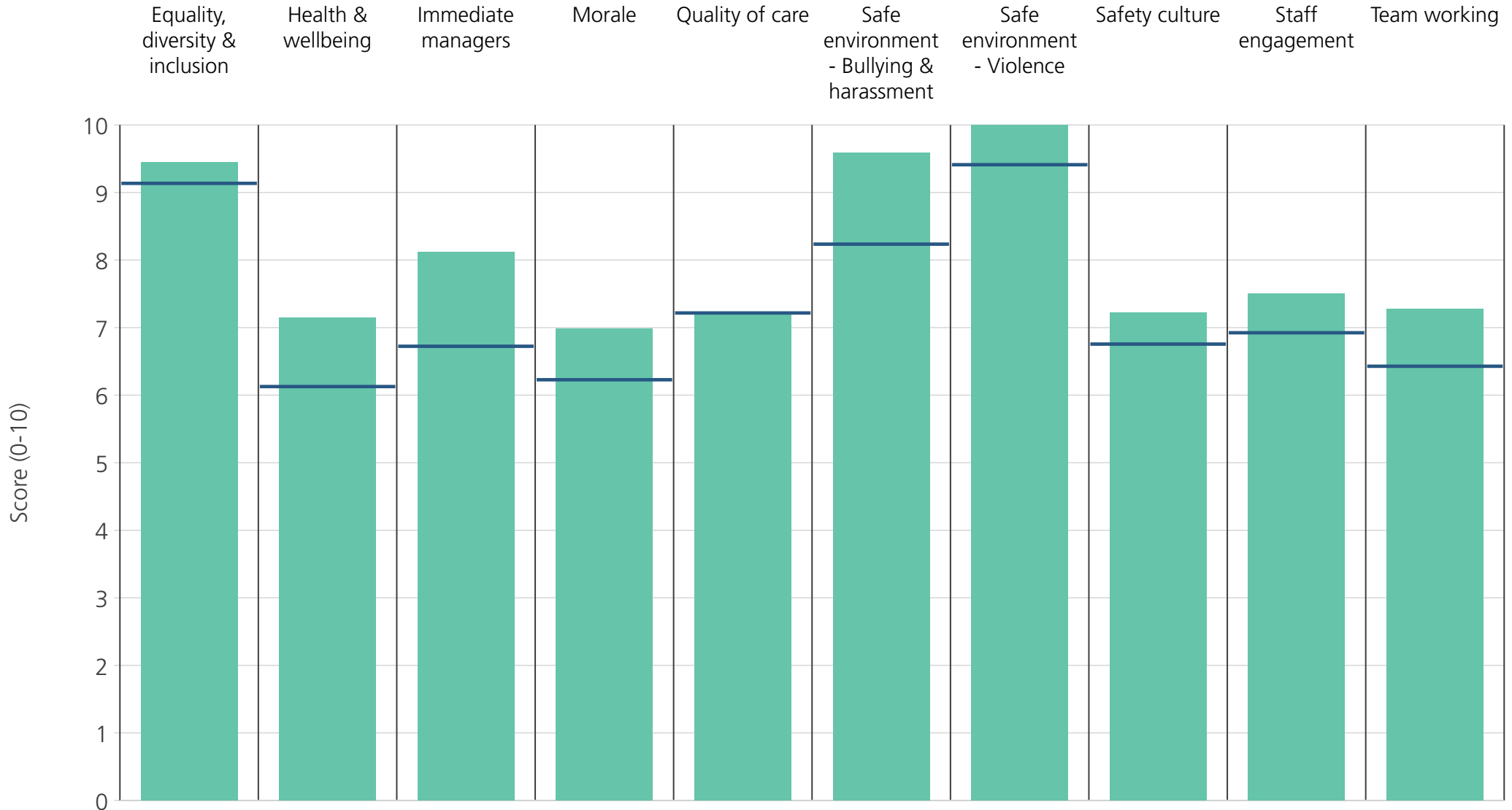




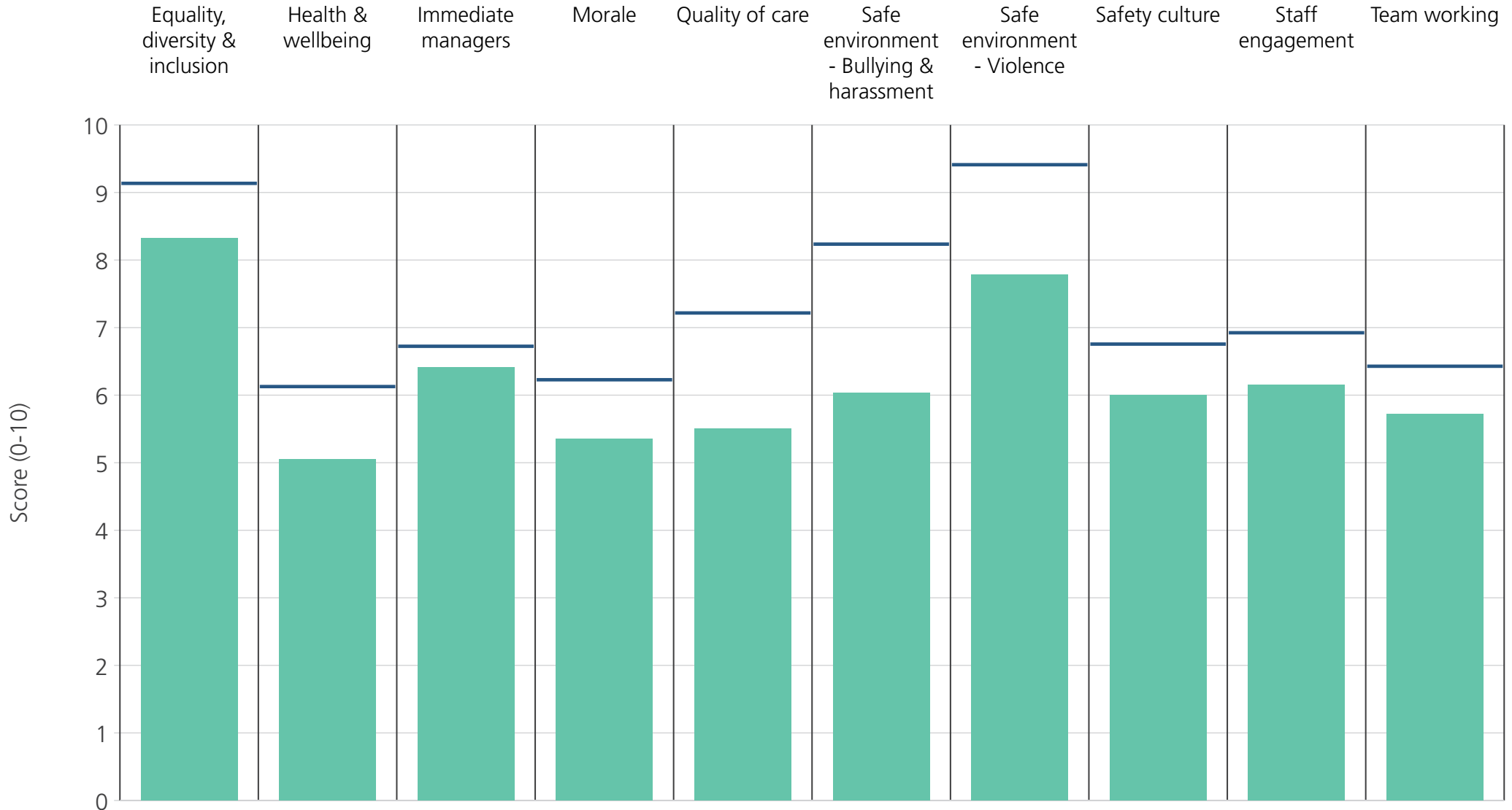
<b>Directorate</b>	9.3	5.6	5.9	5.8	7.4	7.7	9.7	6.7	6.8	6.0
<b>Your org</b>	9.1	6.1	6.7	6.2	7.2	8.2	9.4	6.8	6.9	6.4
<b>Responses</b>	94	95	94	93	92	94	94	93	95	91



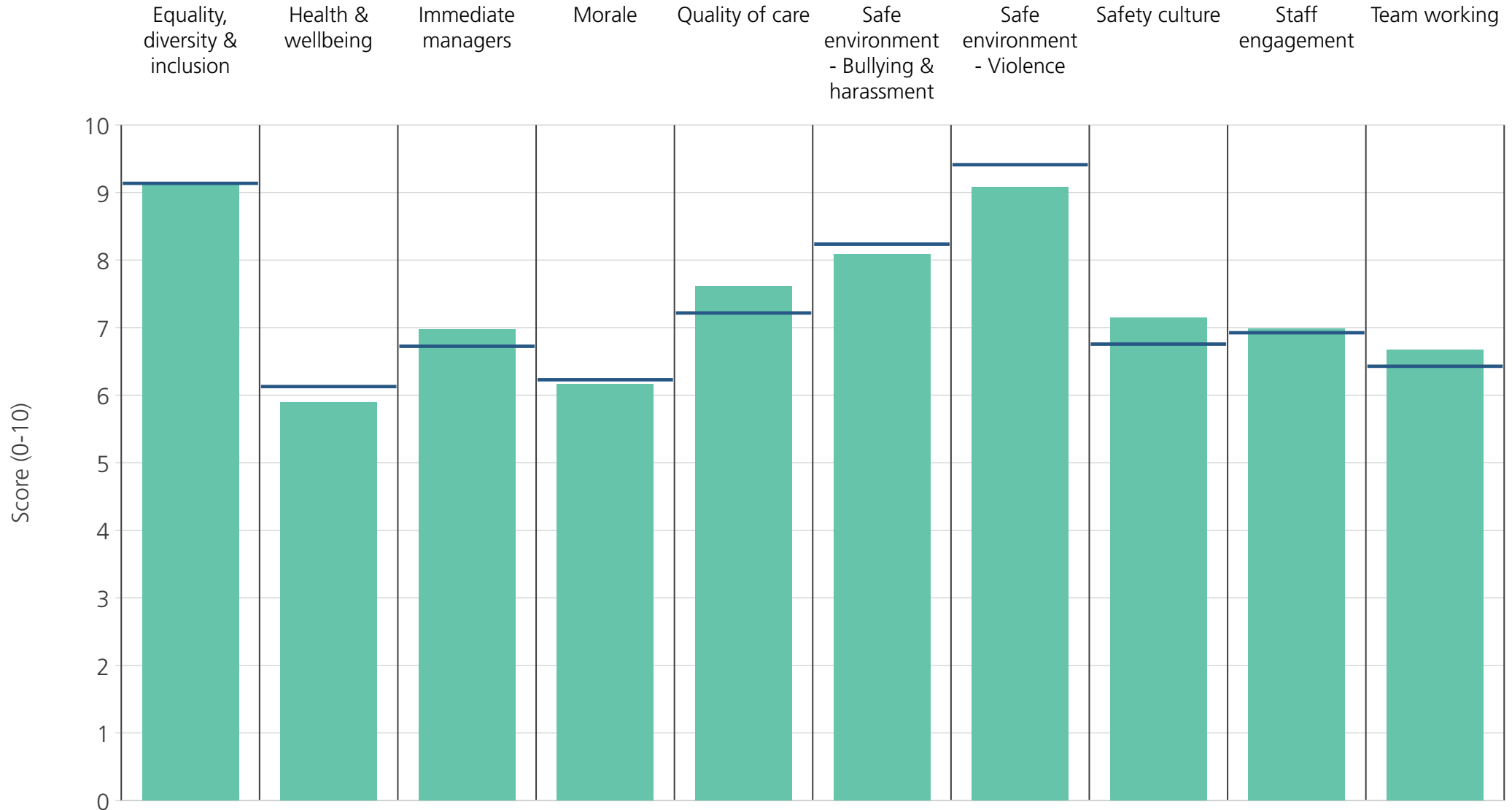
<b>Directorate</b>	9.6	7.4	7.7	7.0	7.5	9.2	10.0	7.0	7.8	6.9
<b>Your org</b>	9.1	6.1	6.7	6.2	7.2	8.2	9.4	6.8	6.9	6.4
<b>Responses</b>	82	82	83	82	46	81	82	82	83	82



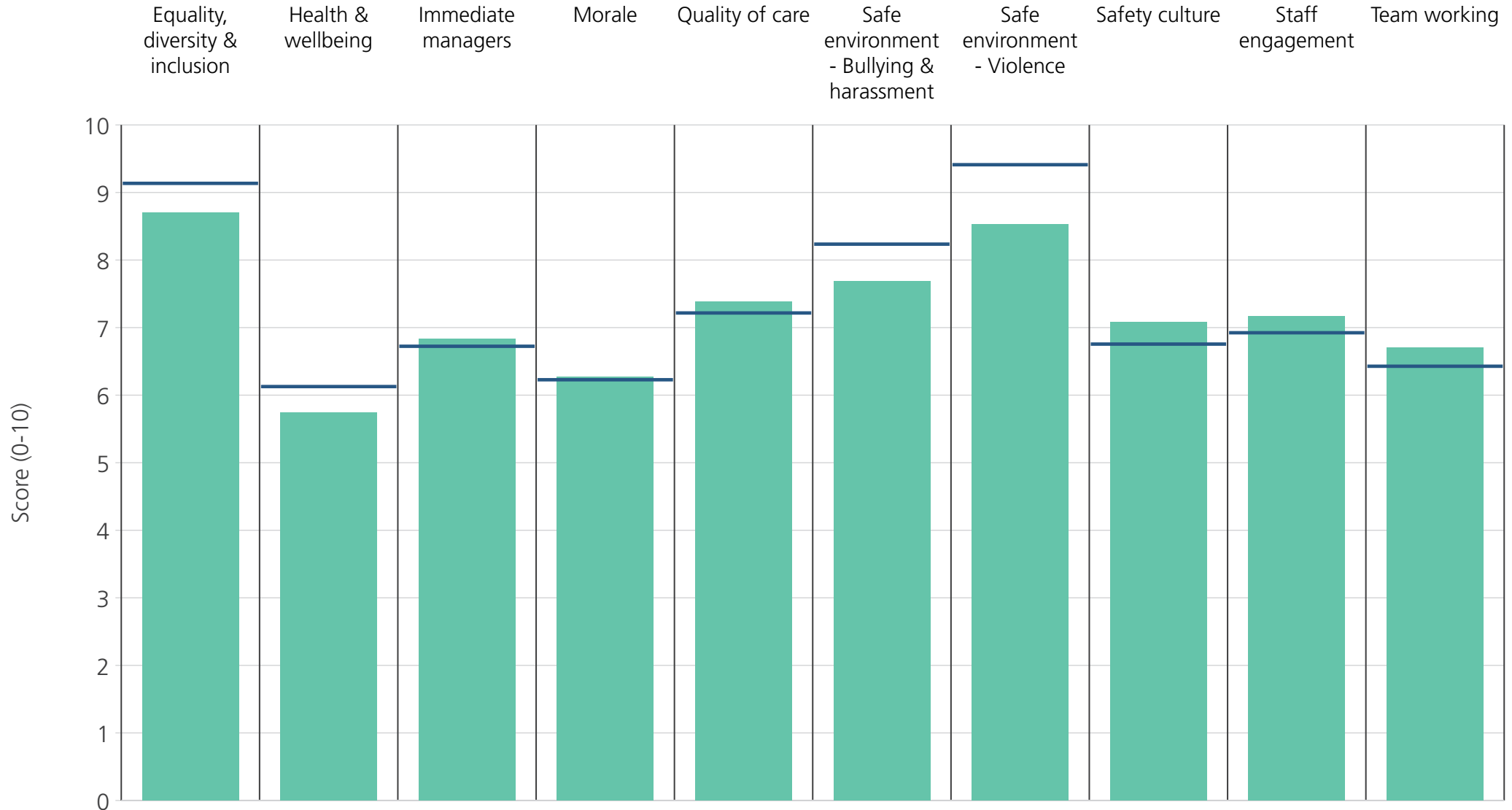
<b>Directorate</b>	9.4	7.1	8.1	7.0	7.2	9.6	10.0	7.2	7.5	7.3
<b>Your org</b>	9.1	6.1	6.7	6.2	7.2	8.2	9.4	6.8	6.9	6.4
<b>Responses</b>	107	107	107	107	70	104	107	107	107	106



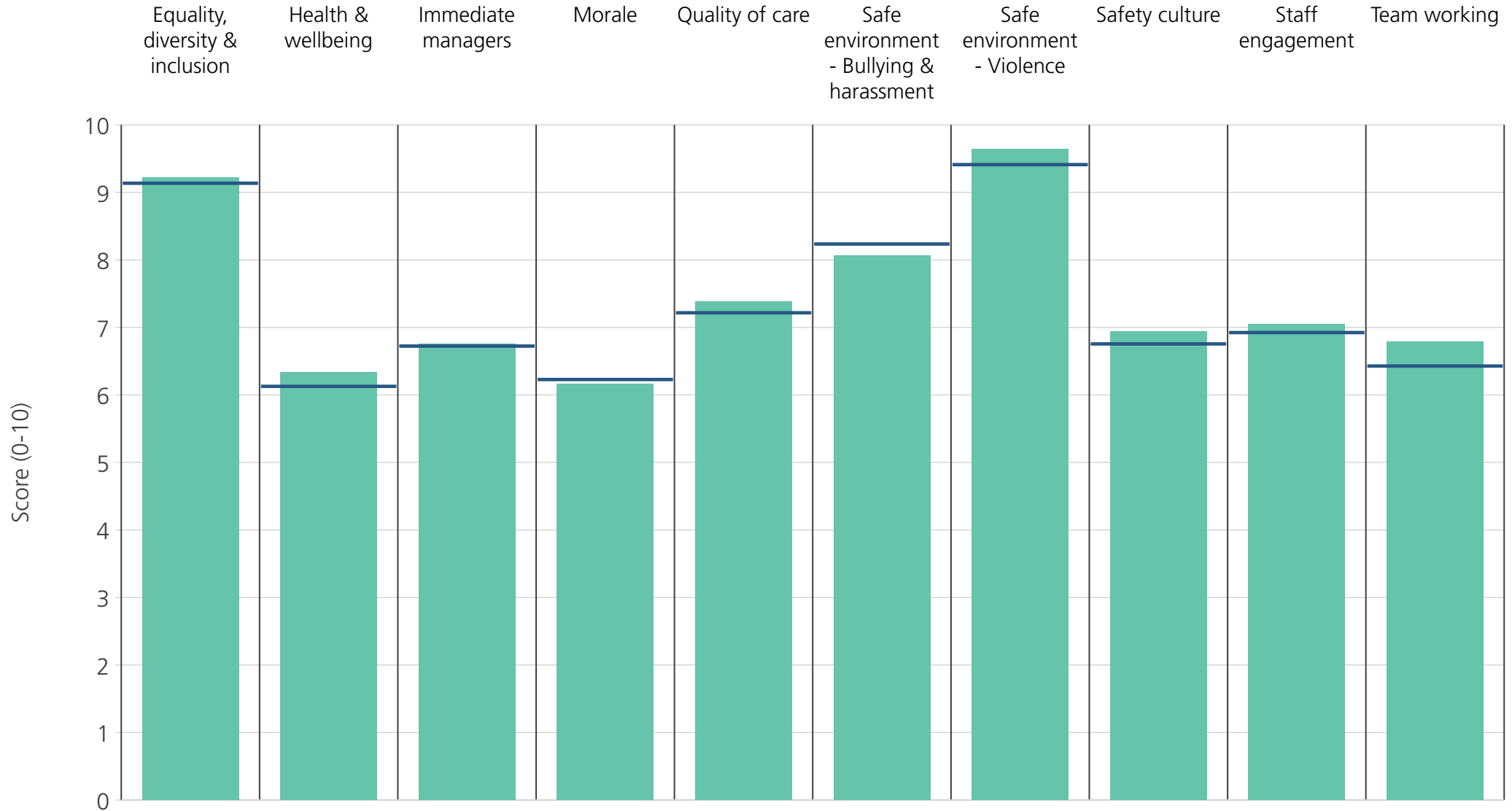
<b>Directorate</b>	8.3	5.0	6.4	5.3	5.5	6.0	7.8	6.0	6.1	5.7
<b>Your org</b>	9.1	6.1	6.7	6.2	7.2	8.2	9.4	6.8	6.9	6.4
<b>Responses</b>	117	117	118	117	119	116	117	117	122	120



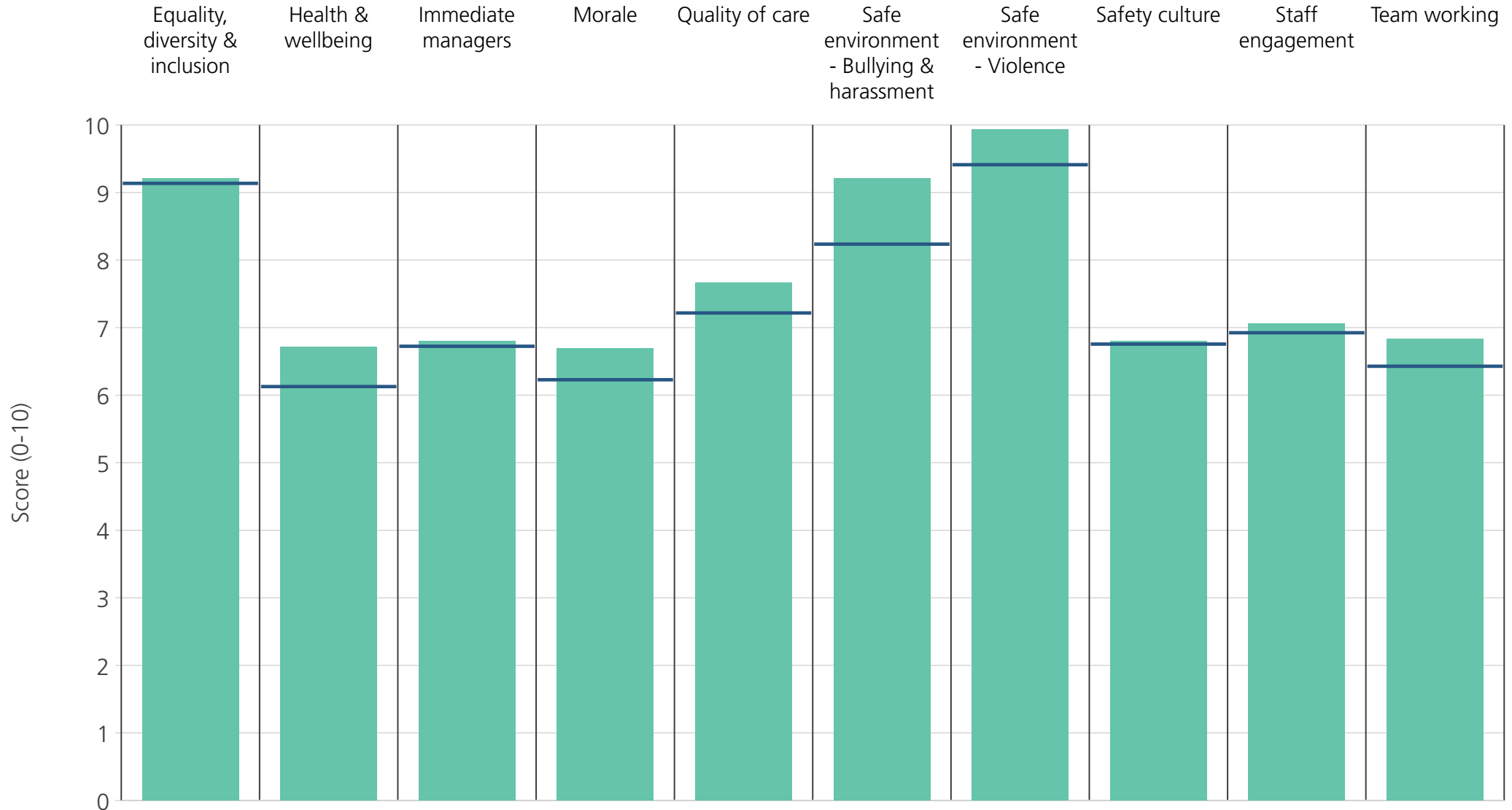
<b>Directorate</b>	9.2	5.9	7.0	6.2	7.6	8.1	9.1	7.1	7.0	6.7
<b>Your org</b>	9.1	6.1	6.7	6.2	7.2	8.2	9.4	6.8	6.9	6.4
<b>Responses</b>	108	108	108	106	104	106	108	107	110	109



<b>Directorate</b>	8.7	5.7	6.8	6.3	7.4	7.7	8.5	7.1	7.2	6.7
<b>Your org</b>	9.1	6.1	6.7	6.2	7.2	8.2	9.4	6.8	6.9	6.4
<b>Responses</b>	147	148	148	144	147	139	146	145	151	150

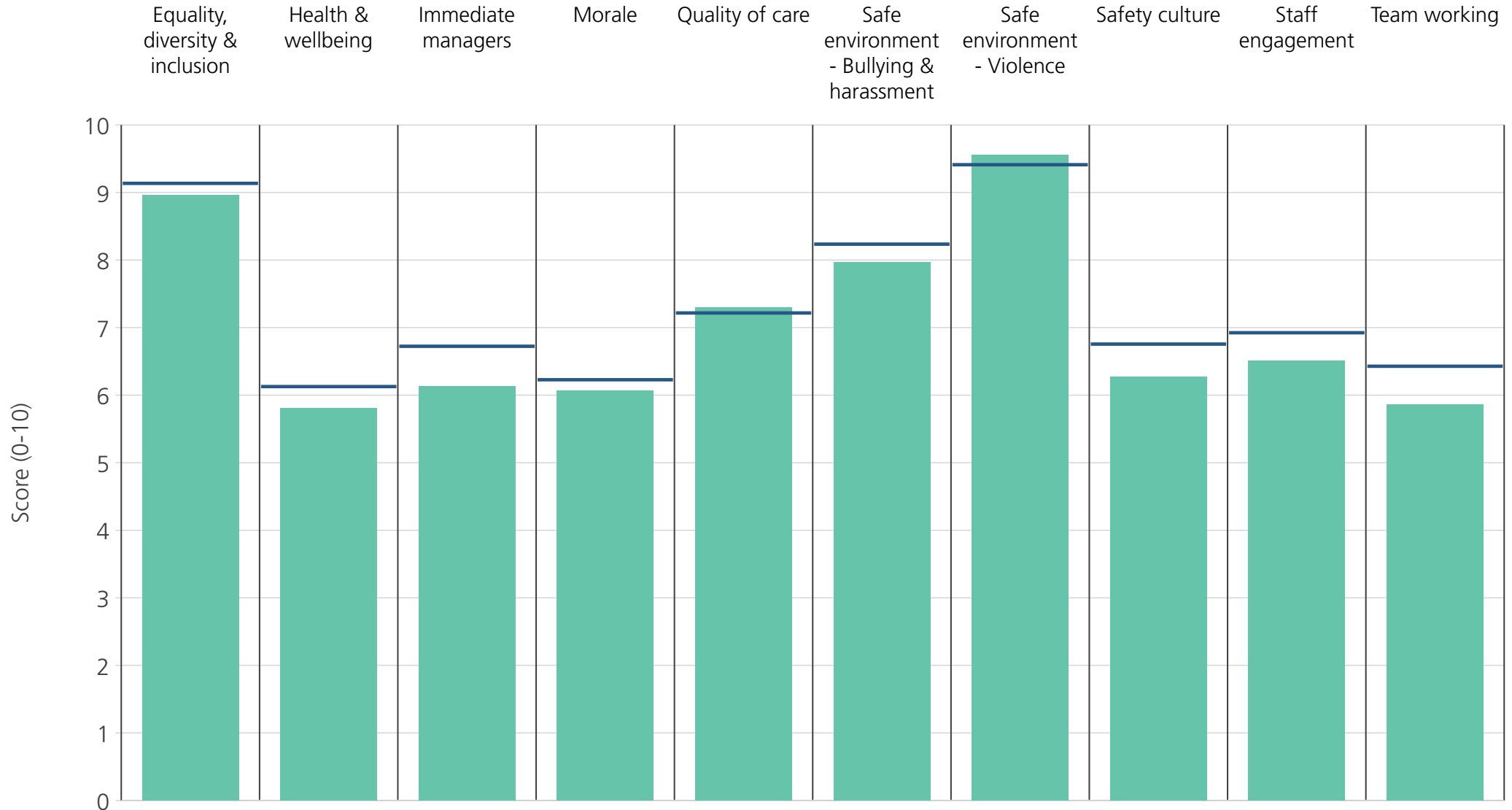


<b>Directorate</b>	9.2	6.3	6.8	6.2	7.4	8.1	9.6	6.9	7.1	6.8
<b>Your org</b>	9.1	6.1	6.7	6.2	7.2	8.2	9.4	6.8	6.9	6.4
<b>Responses</b>	113	113	114	110	109	111	113	112	117	117

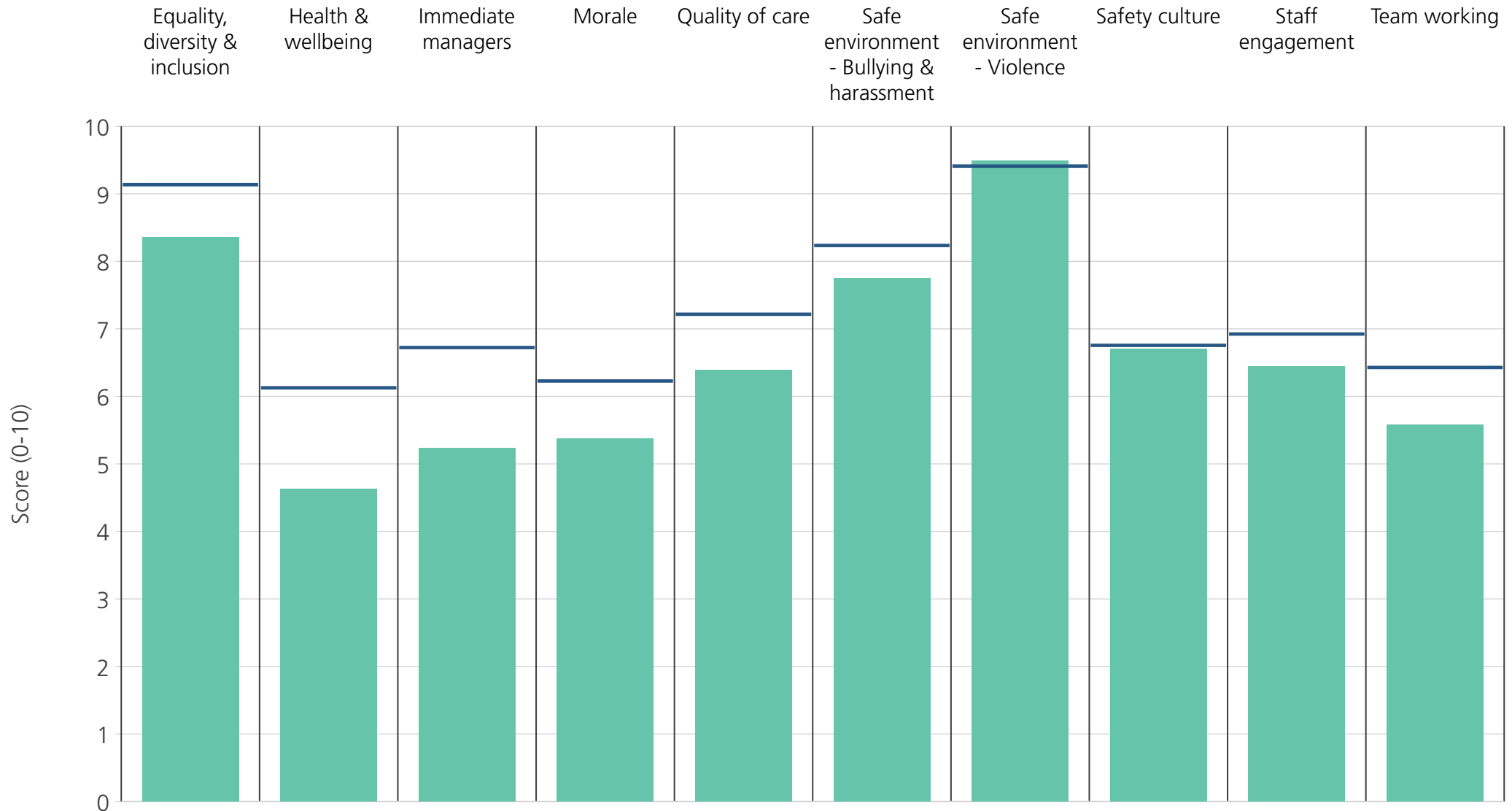


<b>Directorate</b>	9.2	6.7	6.8	6.7	7.7	9.2	9.9	6.8	7.1	6.8
<b>Your org</b>	9.1	6.1	6.7	6.2	7.2	8.2	9.4	6.8	6.9	6.4
<b>Responses</b>	106	106	106	106	89	105	106	106	107	106

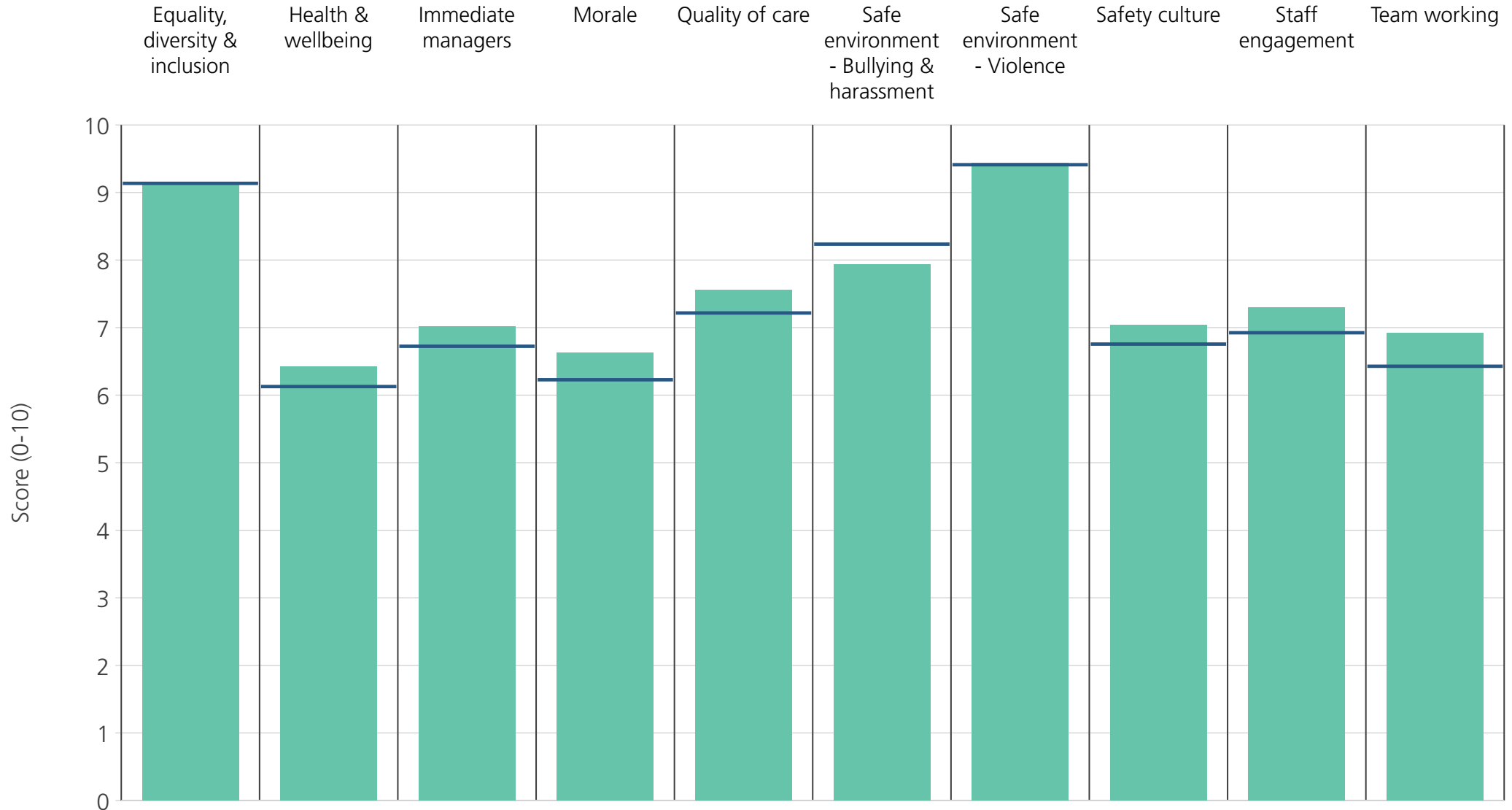




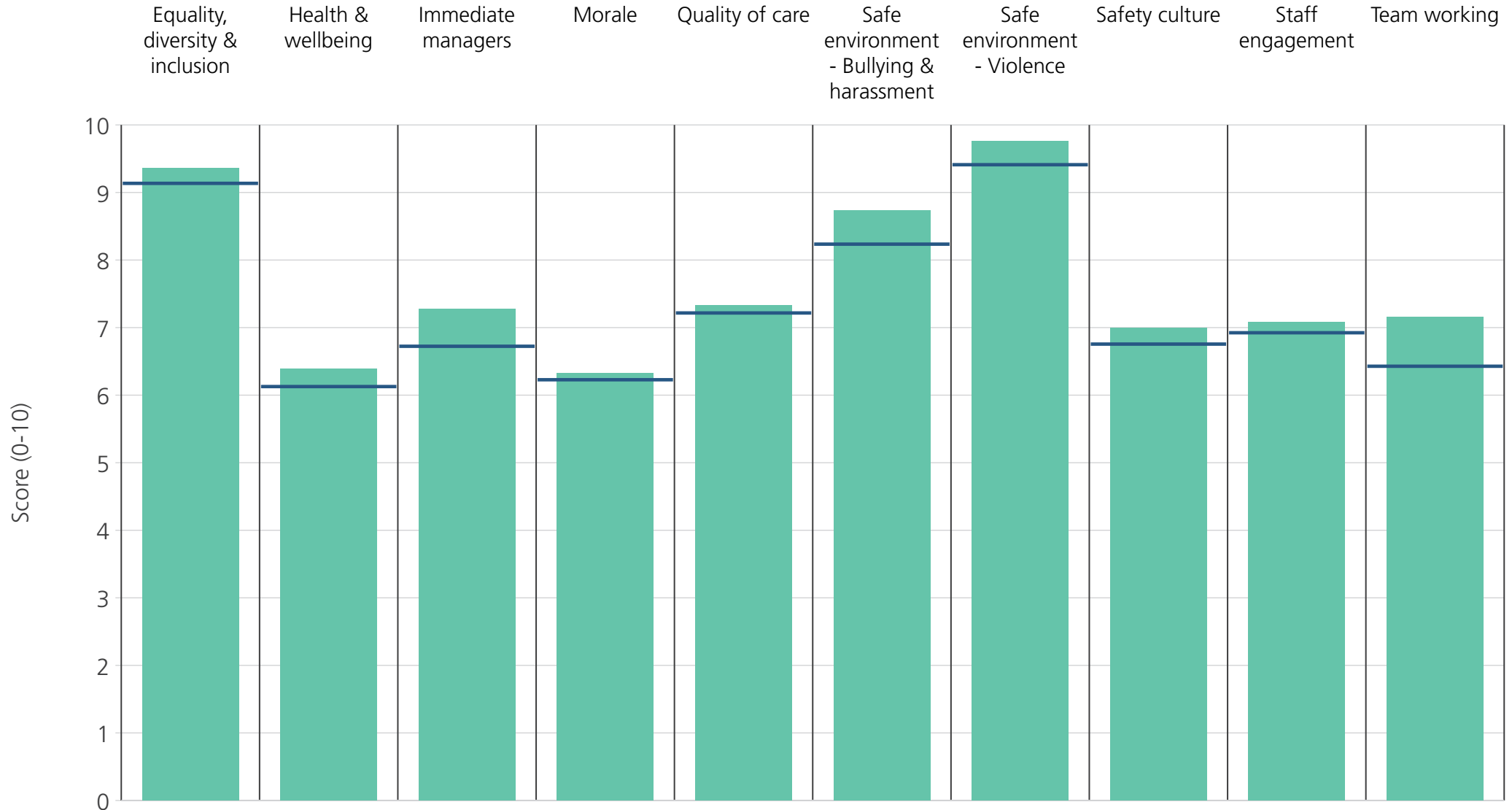
<b>Directorate</b>	9.0	5.8	6.1	6.1	7.3	8.0	9.6	6.3	6.5	5.9
<b>Your org</b>	9.1	6.1	6.7	6.2	7.2	8.2	9.4	6.8	6.9	6.4
<b>Responses</b>	141	141	141	137	137	138	141	141	142	141



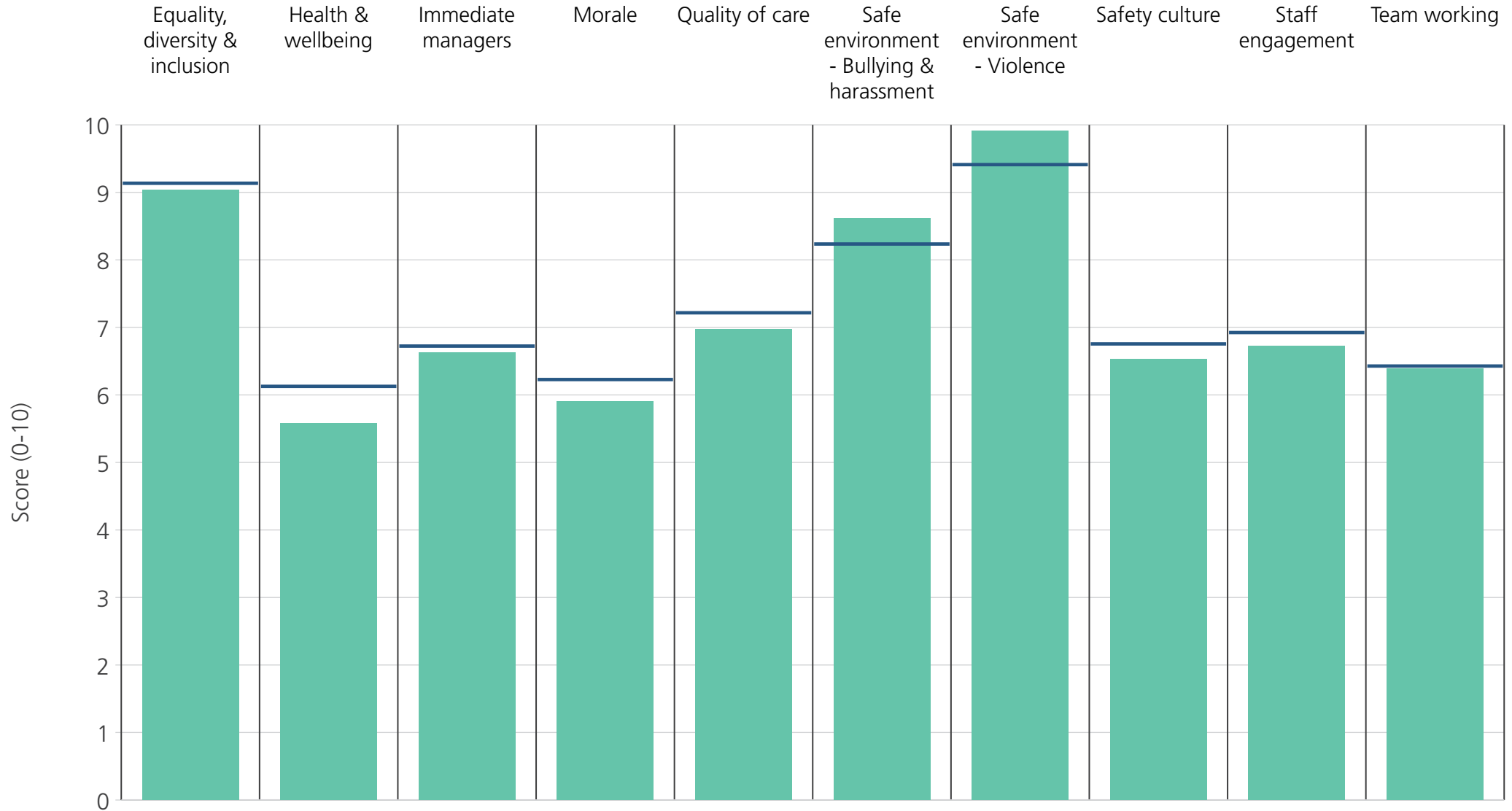
<b>Directorate</b>	8.4	4.6	5.2	5.4	6.4	7.8	9.5	6.7	6.4	5.6
<b>Your org</b>	9.1	6.1	6.7	6.2	7.2	8.2	9.4	6.8	6.9	6.4
<b>Responses</b>	46	46	46	46	45	46	46	46	46	45



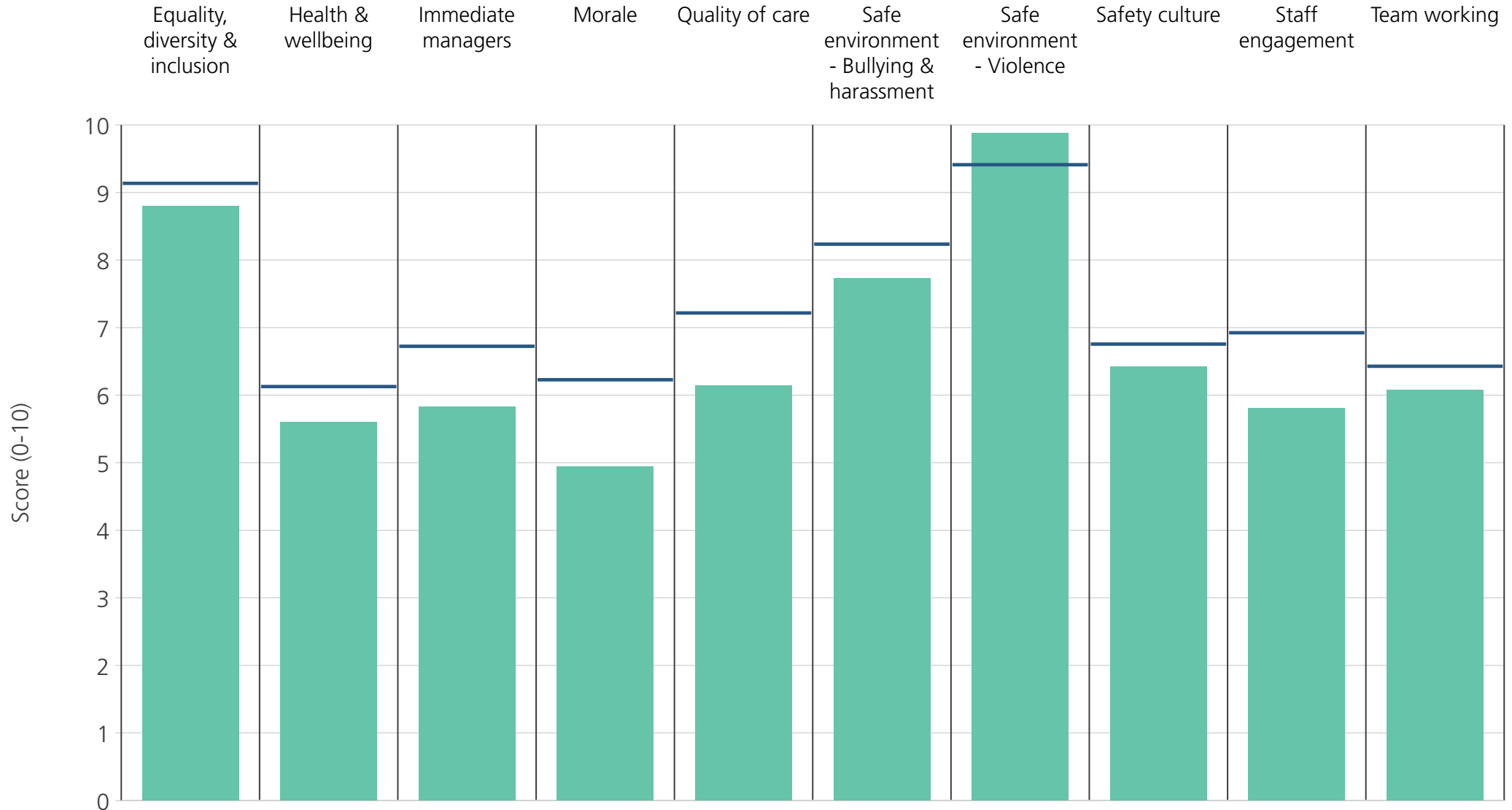
<b>Directorate</b>	9.1	6.4	7.0	6.6	7.6	7.9	9.4	7.0	7.3	6.9
<b>Your org</b>	9.1	6.1	6.7	6.2	7.2	8.2	9.4	6.8	6.9	6.4
<b>Responses</b>	101	101	102	101	102	97	101	101	104	104



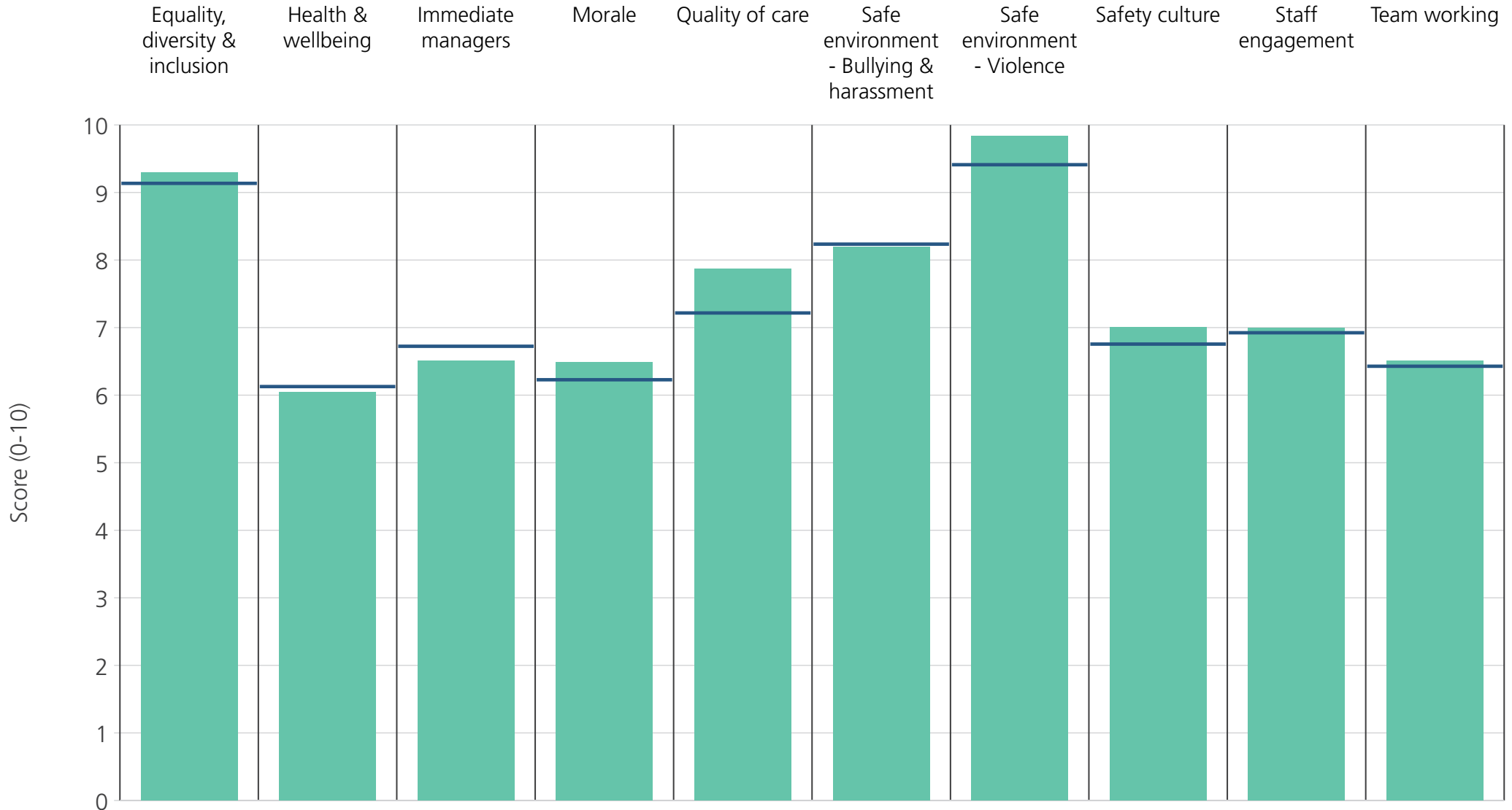
<b>Directorate</b>	9.4	6.4	7.3	6.3	7.3	8.7	9.8	7.0	7.1	7.2
<b>Your org</b>	9.1	6.1	6.7	6.2	7.2	8.2	9.4	6.8	6.9	6.4
<b>Responses</b>	358	360	360	358	268	347	359	359	363	362



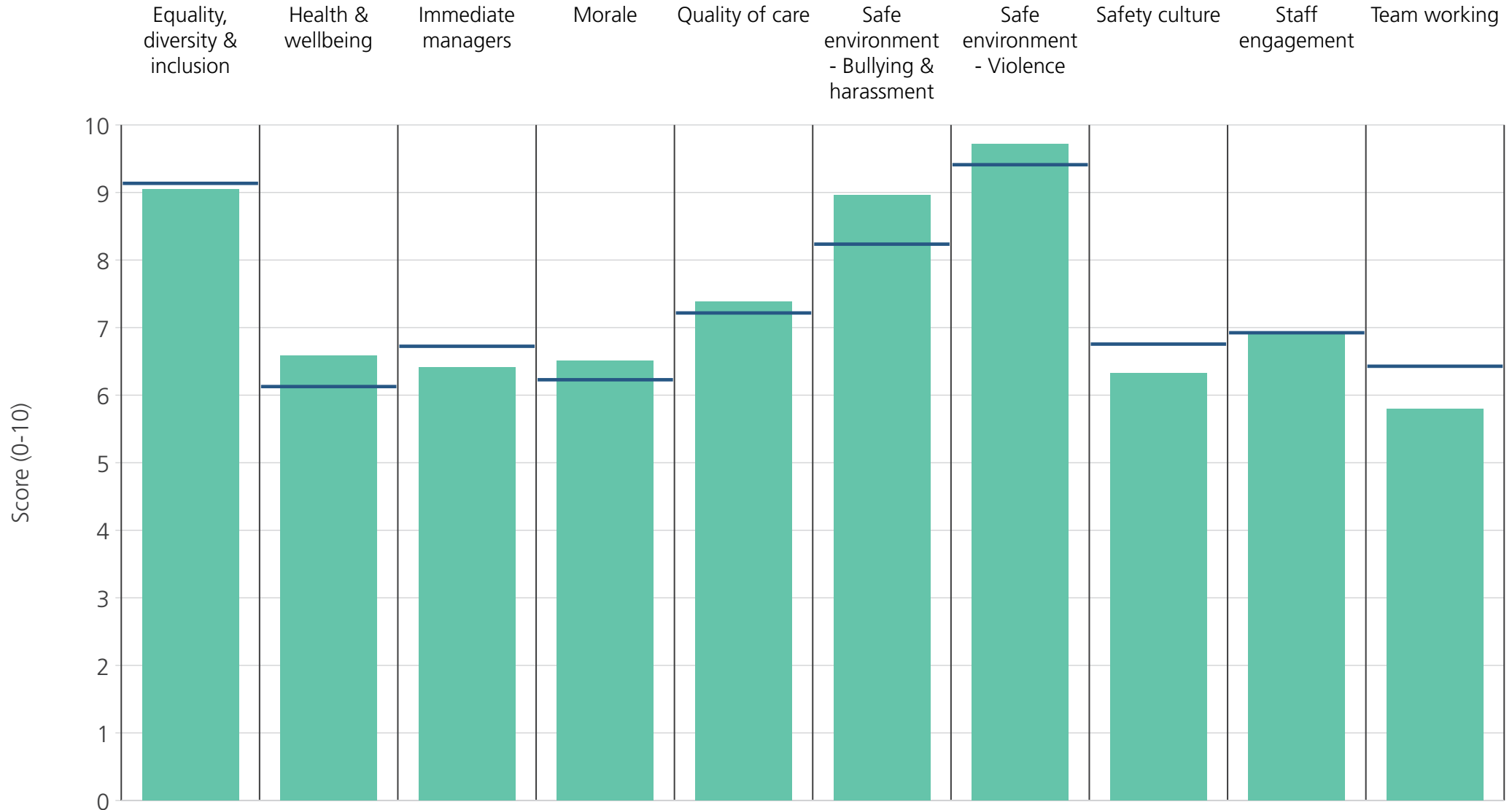
<b>Directorate</b>	9.0	5.6	6.6	5.9	7.0	8.6	9.9	6.5	6.7	6.4
<b>Your org</b>	9.1	6.1	6.7	6.2	7.2	8.2	9.4	6.8	6.9	6.4
<b>Responses</b>	144	144	144	144	124	138	144	144	145	143



<b>Directorate</b>	8.8	5.6	5.8	4.9	6.1	7.7	9.9	6.4	5.8	6.1
<b>Your org</b>	9.1	6.1	6.7	6.2	7.2	8.2	9.4	6.8	6.9	6.4
<b>Responses</b>	110	110	110	110	101	107	110	109	111	111

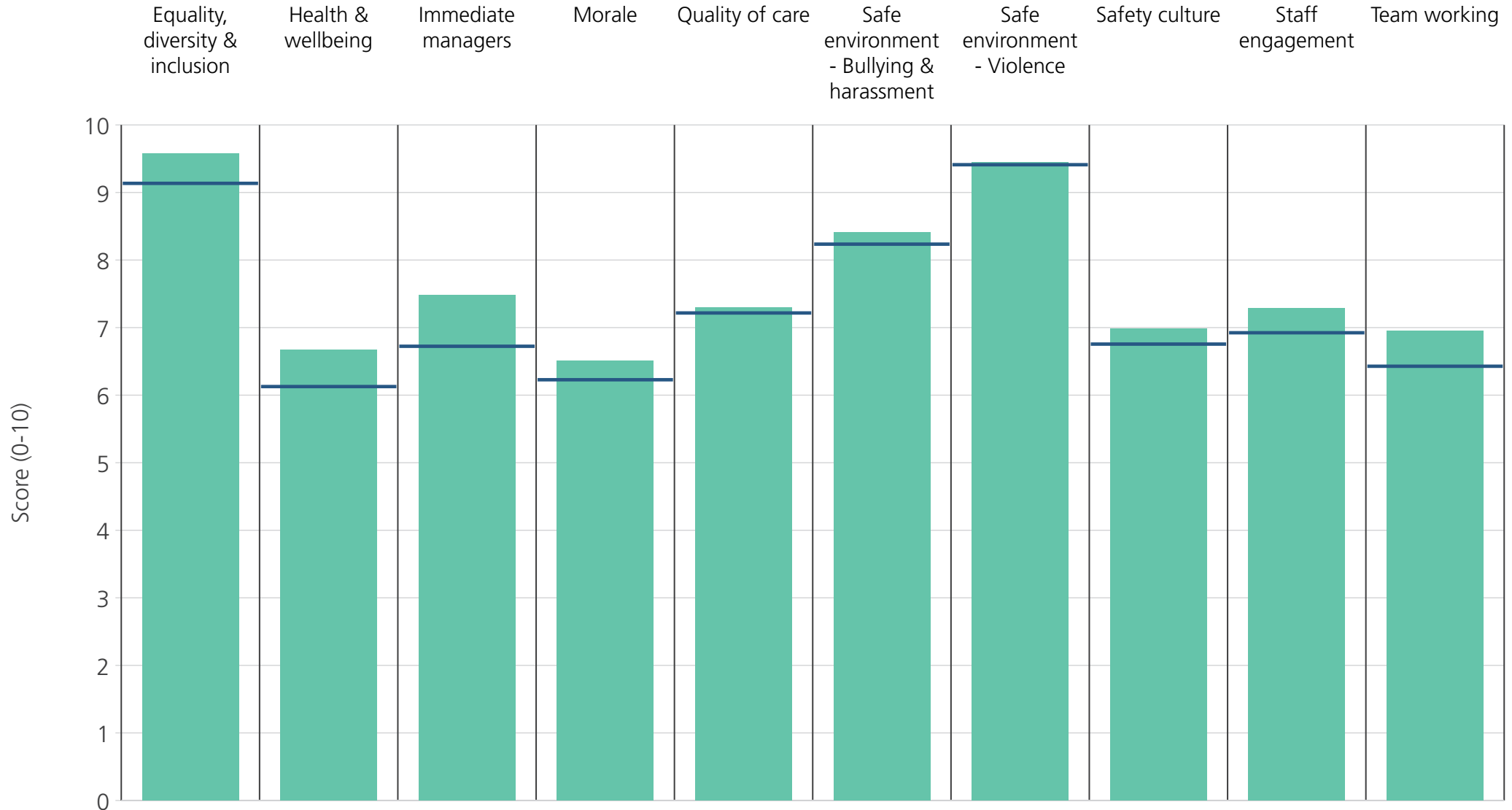


<b>Directorate</b>	9.3	6.0	6.5	6.5	7.9	8.2	9.8	7.0	7.0	6.5
<b>Your org</b>	9.1	6.1	6.7	6.2	7.2	8.2	9.4	6.8	6.9	6.4
<b>Responses</b>	101	101	101	98	97	98	101	100	101	101

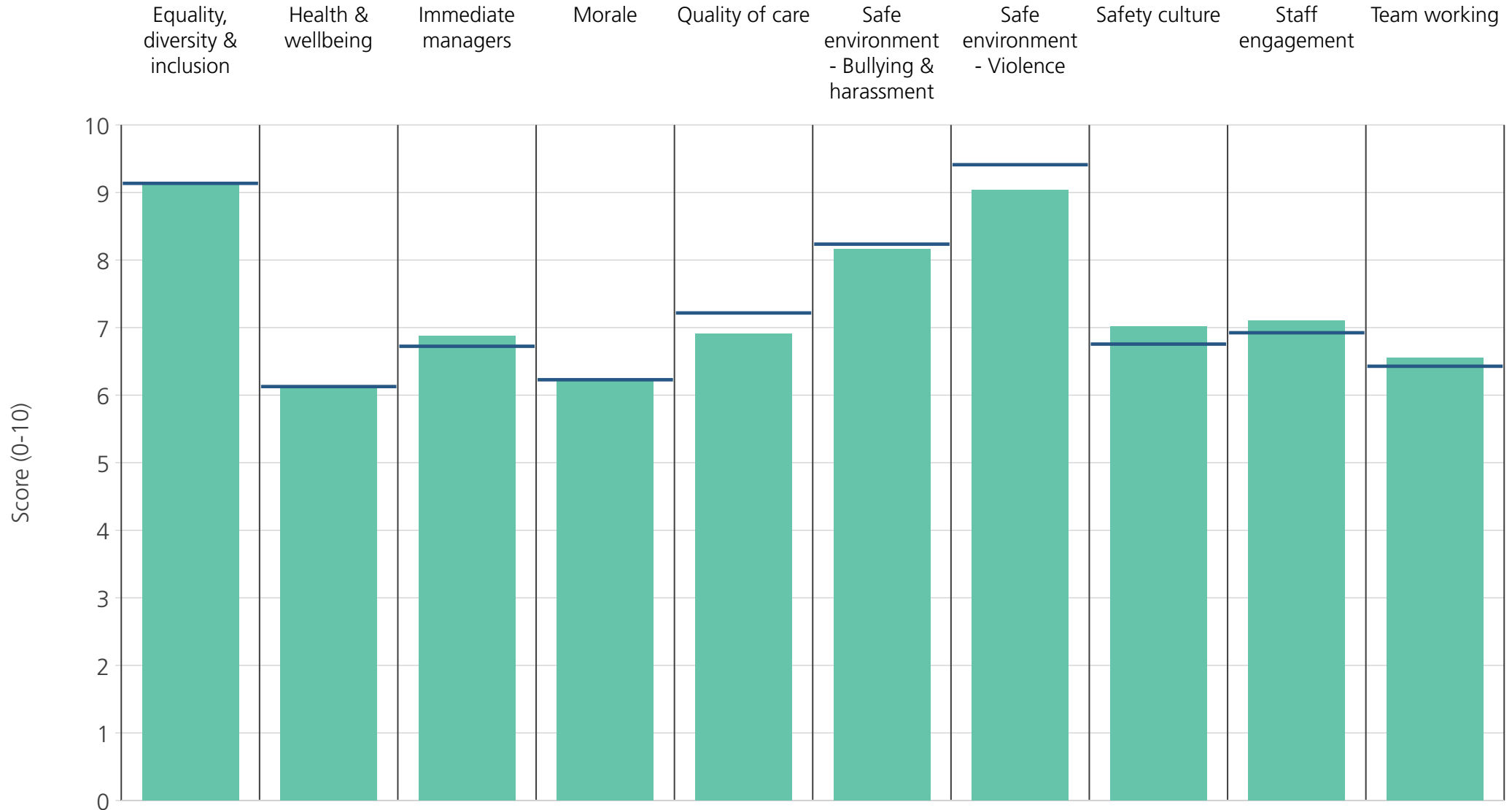


<b>Directorate</b>	9.0	6.6	6.4	6.5	7.4	9.0	9.7	6.3	6.9	5.8
<b>Your org</b>	9.1	6.1	6.7	6.2	7.2	8.2	9.4	6.8	6.9	6.4
<b>Responses</b>	486	486	486	485	365	470	479	484	486	483

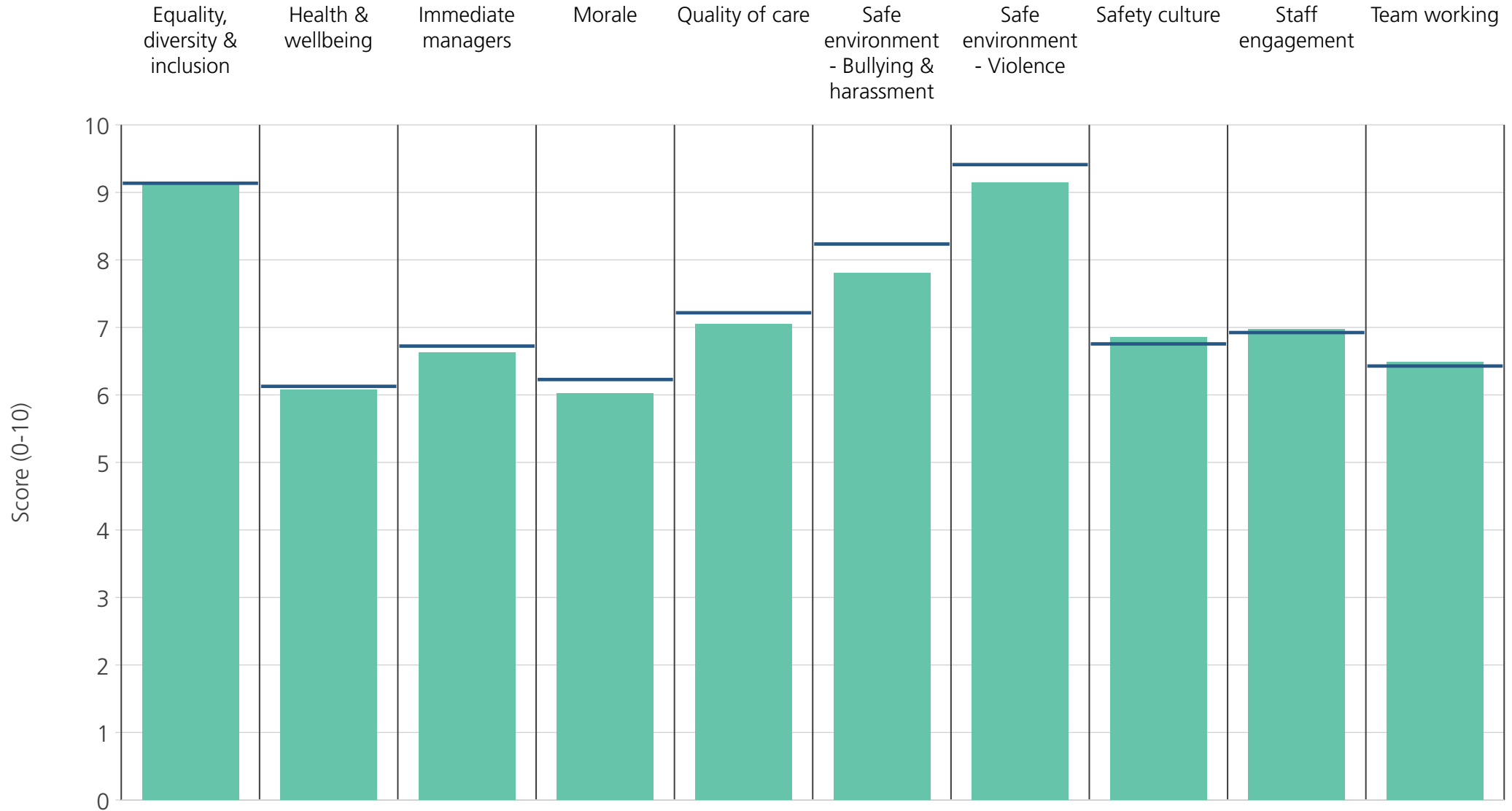




<b>Directorate</b>	9.6	6.7	7.5	6.5	7.3	8.4	9.4	7.0	7.3	7.0
<b>Your org</b>	9.1	6.1	6.7	6.2	7.2	8.2	9.4	6.8	6.9	6.4
<b>Responses</b>	121	121	121	117	120	114	121	121	123	121



<b>Directorate</b>	9.2	6.1	6.9	6.2	6.9	8.2	9.0	7.0	7.1	6.6
<b>Your org</b>	9.1	6.1	6.7	6.2	7.2	8.2	9.4	6.8	6.9	6.4
<b>Responses</b>	112	112	112	112	104	106	112	112	116	115



<b>Directorate</b>	9.2	6.1	6.6	6.0	7.0	7.8	9.1	6.9	7.0	6.5
<b>Your org</b>	9.1	6.1	6.7	6.2	7.2	8.2	9.4	6.8	6.9	6.4
<b>Responses</b>	97	97	98	96	95	97	97	97	103	102