

# Countess of Chester Hospital NHS Foundation Trust

2020 NHS Staff Survey

**Directorate Report**

**Contents**

Introduction . . . . .	3
Themes – Directorates 1 . . . . .	4
Coch & Wuth Collaboration Division . . . . .	5
Corporate Non Clinical Division . . . . .	6
Diagnostics & Pharmacy Division . . . . .	7
Estates & Facilities Division . . . . .	8
Finance & Performance Division . . . . .	9
Human Resources Division . . . . .	10
Integrated Care Partnership Division . . . . .	11
Nurse Management Division . . . . .	12
Planned Care Division . . . . .	13
Urgent Care Division . . . . .	14
Themes – Directorates 2 . . . . .	15
Add Prof Scientific And Technic . . . . .	16
Additional Clinical Services . . . . .	17
Administrative And Clerical . . . . .	18
Allied Health Professionals . . . . .	19
Estates And Ancillary . . . . .	20
Healthcare Scientists . . . . .	21
Medical And Dental . . . . .	22
Nursing And Midwifery Registered . . . . .	23

This directorate report for Countess of Chester Hospital NHS Foundation Trust contains results by directorate for themes from the 2020 NHS Staff Survey. These results are compared to the unweighted average for your organisation.

**Please note:** It is possible that there are differences between the 'Your org' scores reported in this directorate report and those in the benchmark report. This is because the results in the benchmark report are weighted to allow for fair comparisons between organisations of a similar type. However, in this report comparisons are made within your organisation so the unweighted organisation result is a more appropriate point of comparison.

The directorate breakdowns used in this report were provided and defined by Countess of Chester Hospital NHS Foundation Trust. Details of how the theme scores were calculated are included in the Technical Document, available to download from our [results website](#).

## Key features

Breakdown type and **directorate name** are specified in the header. Black text in the header is hyperlinked: clicking on '2020 NHS Staff Survey Results' navigates back to the contents page.

Directorate results are presented in the context of the (unweighted) **organisation average ('Your org')**, so it is easy to tell if a directorate is performing better or worse than the organisation average. For all themes, a higher score is a better result than a lower score.

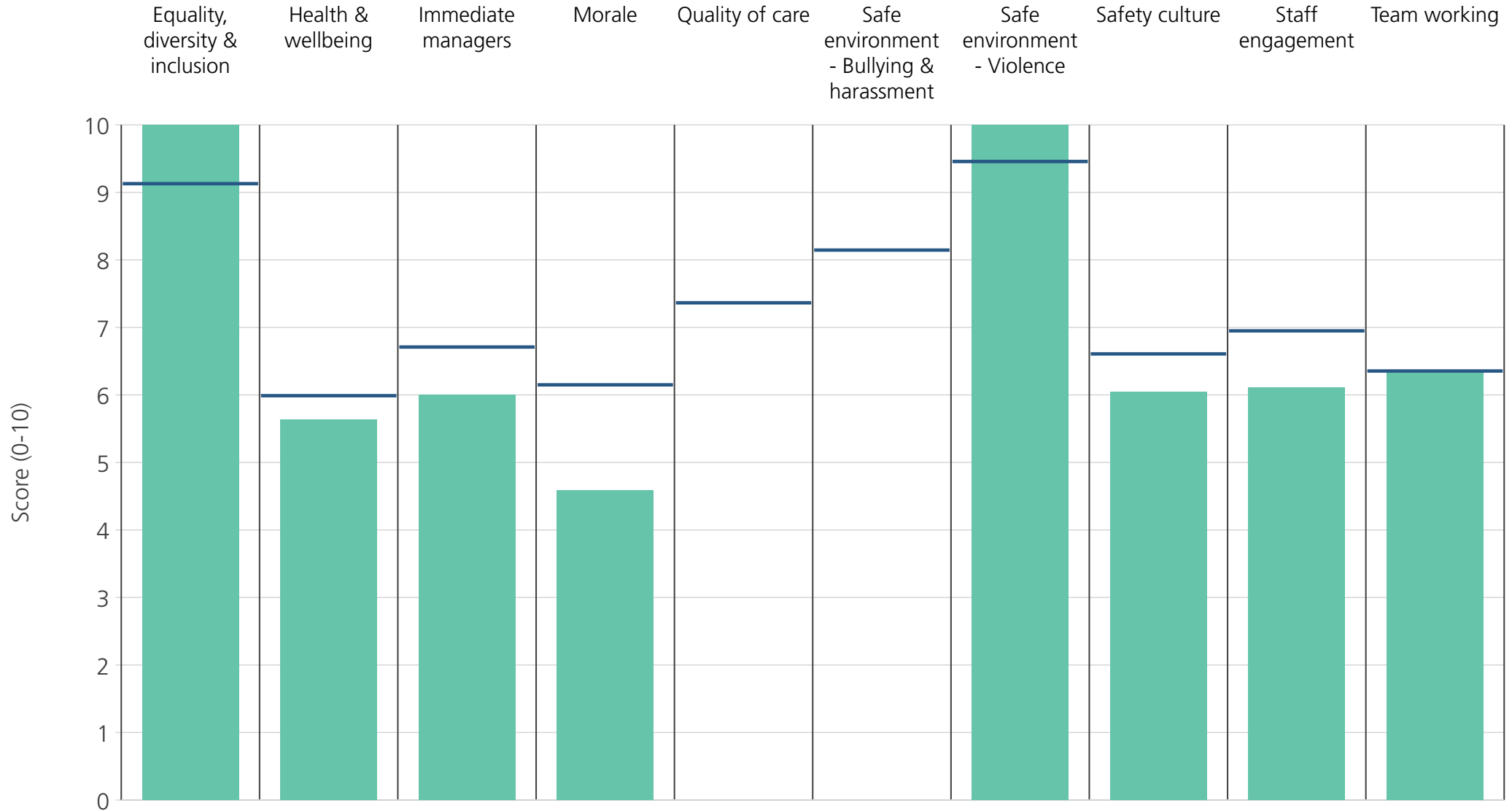
The **number of responses** feeding into each theme score **for the given directorate** is specified below the table containing the directorate and trust scores.



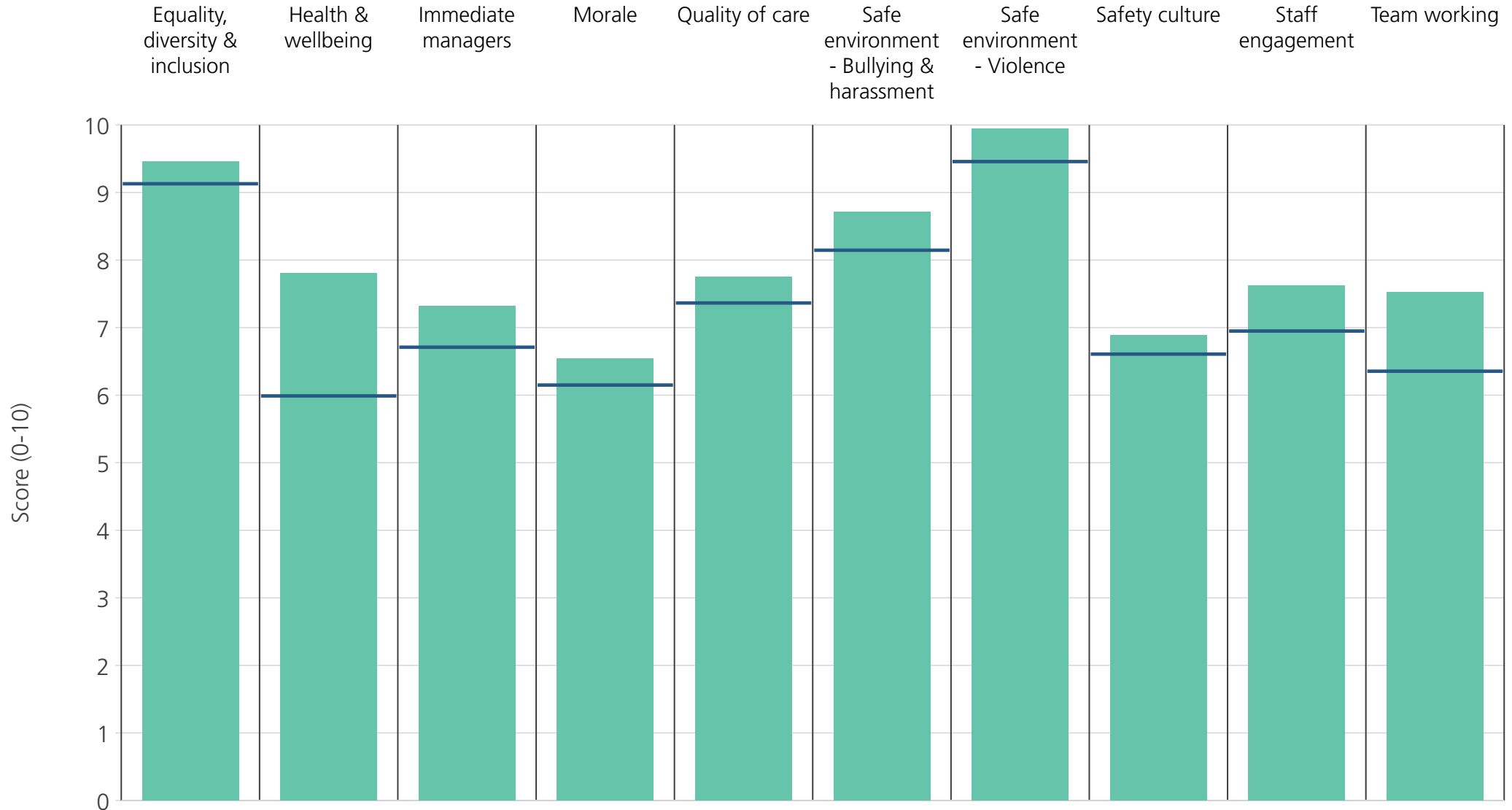
**! Note:** when there are less than 11 responses in a group, results are suppressed to protect staff confidentiality

# Directorates 1

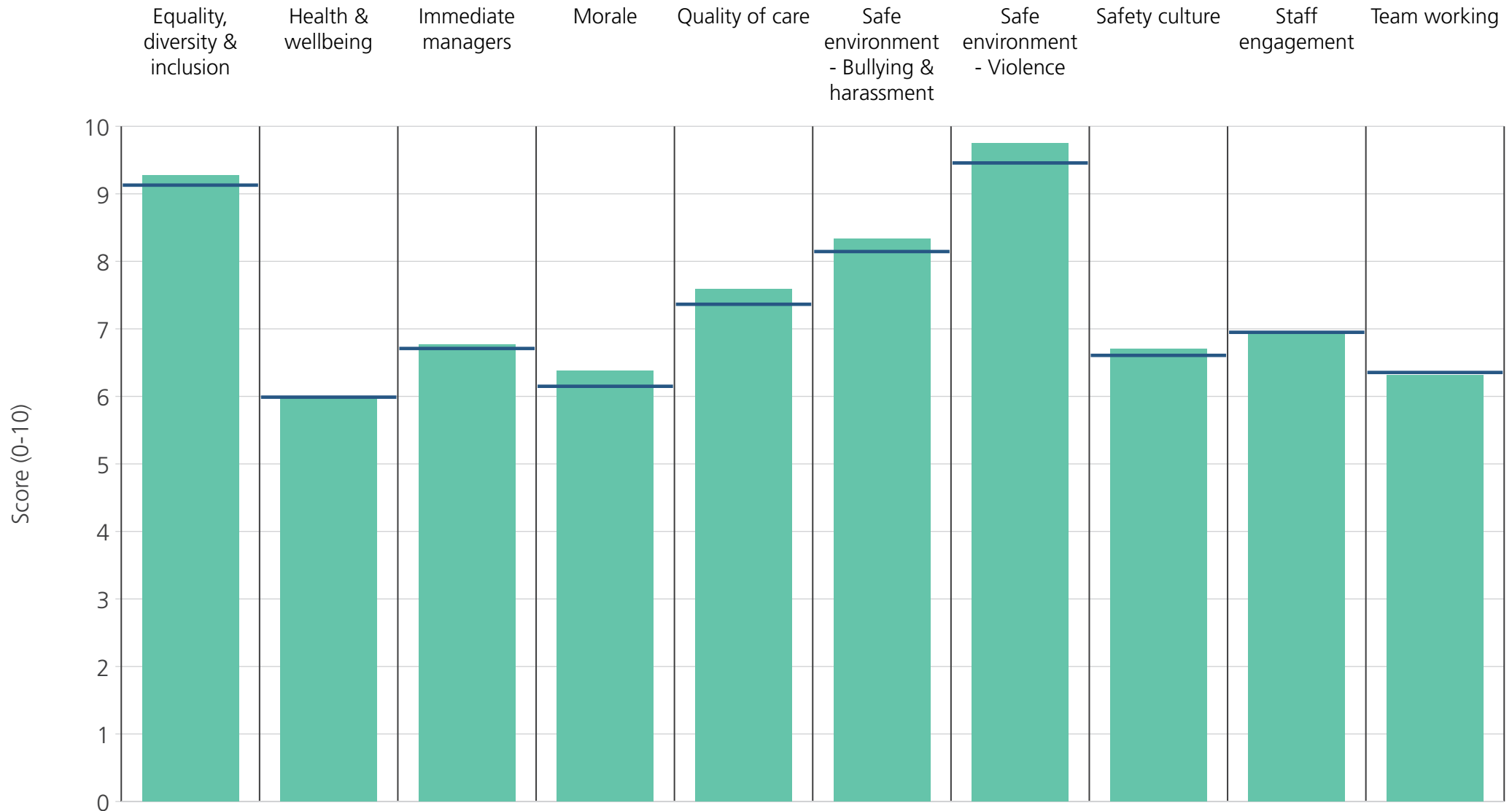
Countess of Chester Hospital NHS Foundation Trust  
2020 NHS Staff Survey Results



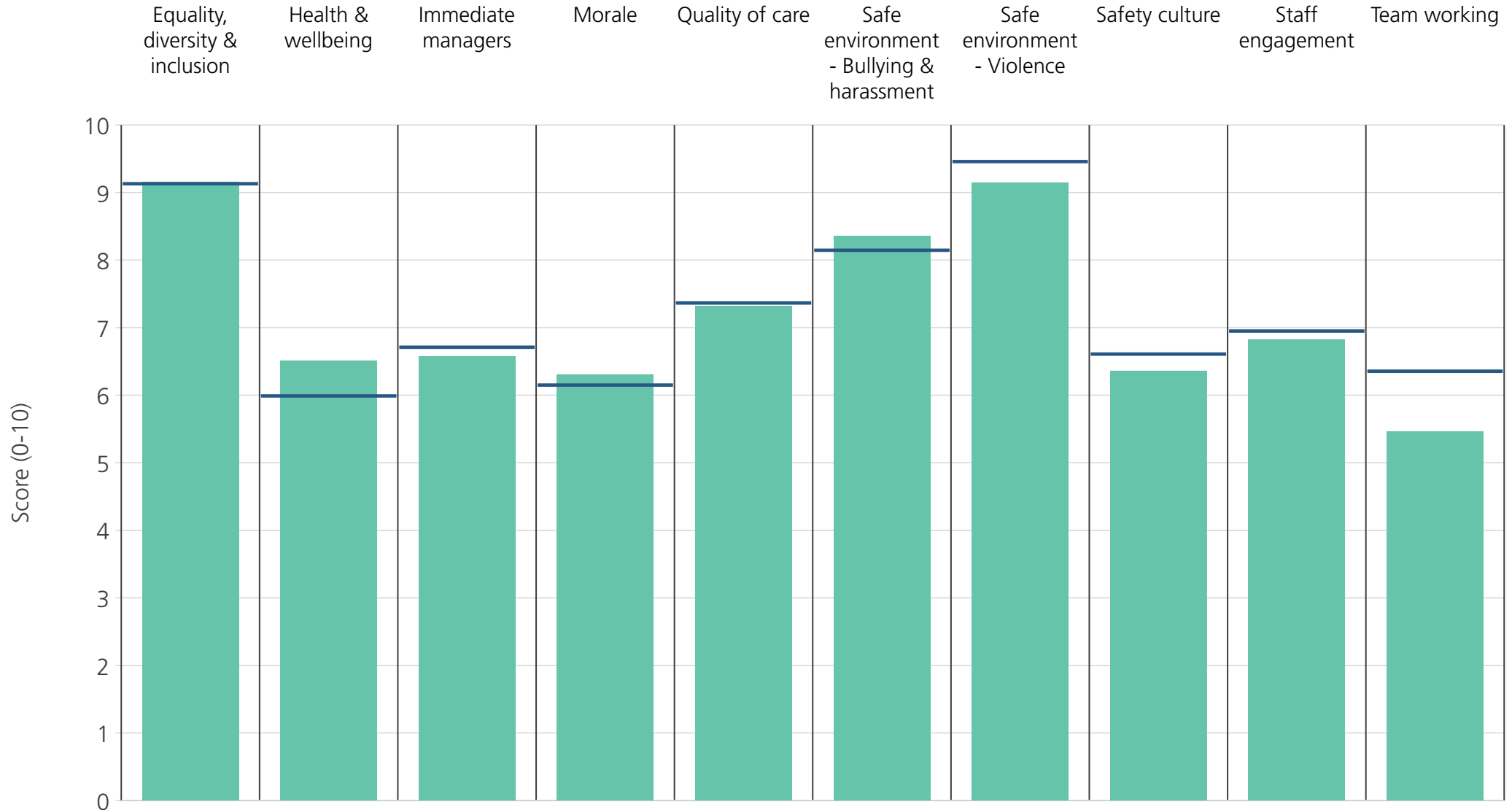
<b>Directorate</b>	10.0	5.6	6.0	4.6			10.0	6.0	6.1	6.4
<b>Your org</b>	9.1	6.0	6.7	6.1	7.4	8.1	9.5	6.6	6.9	6.4
<b>Responses</b>	11	11	11	11	5	10	11	11	11	11



<b>Directorate</b>	9.5	7.8	7.3	6.5	7.8	8.7	9.9	6.9	7.6	7.5
<b>Your org</b>	9.1	6.0	6.7	6.1	7.4	8.1	9.5	6.6	6.9	6.4
<b>Responses</b>	62	63	63	63	23	62	63	63	63	61

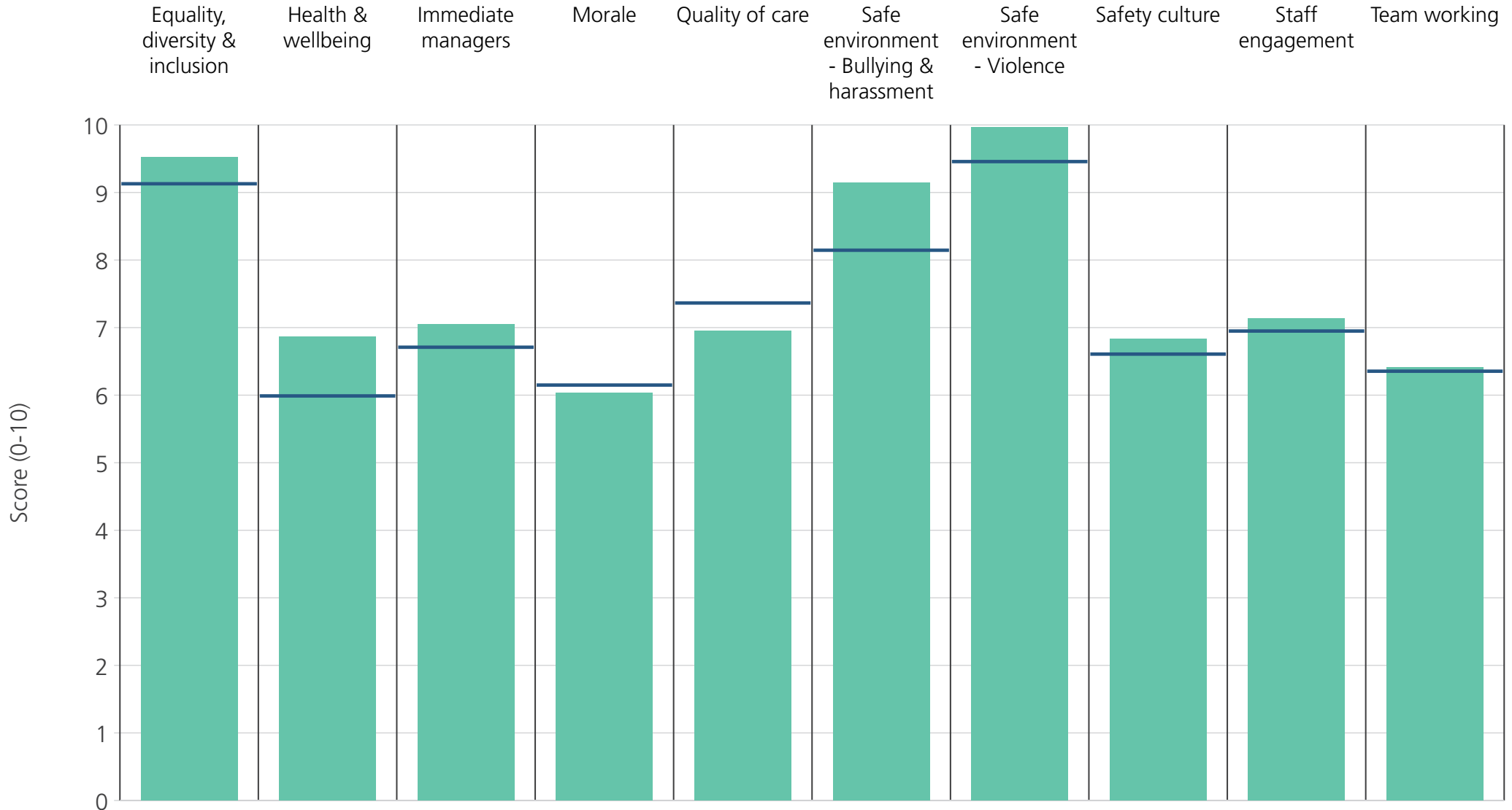


<b>Directorate</b>	9.3	6.0	6.8	6.4	7.6	8.3	9.7	6.7	7.0	6.3
<b>Your org</b>	9.1	6.0	6.7	6.1	7.4	8.1	9.5	6.6	6.9	6.4
<b>Responses</b>	284	286	285	285	253	285	286	285	286	280

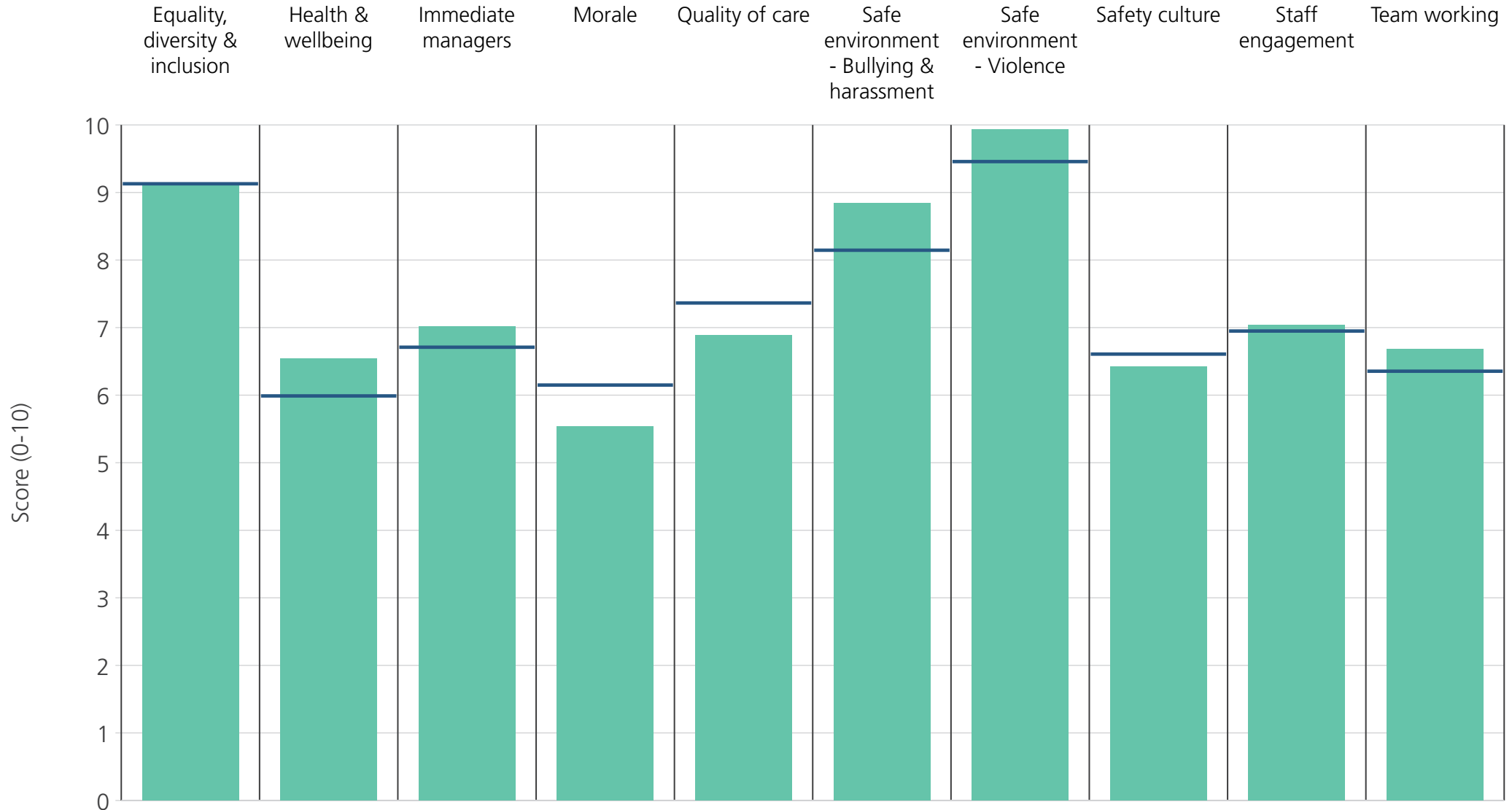


<b>Directorate</b>	9.2	6.5	6.6	6.3	7.3	8.4	9.1	6.4	6.8	5.5
<b>Your org</b>	9.1	6.0	6.7	6.1	7.4	8.1	9.5	6.6	6.9	6.4
<b>Responses</b>	102	101	99	98	63	99	99	99	99	98

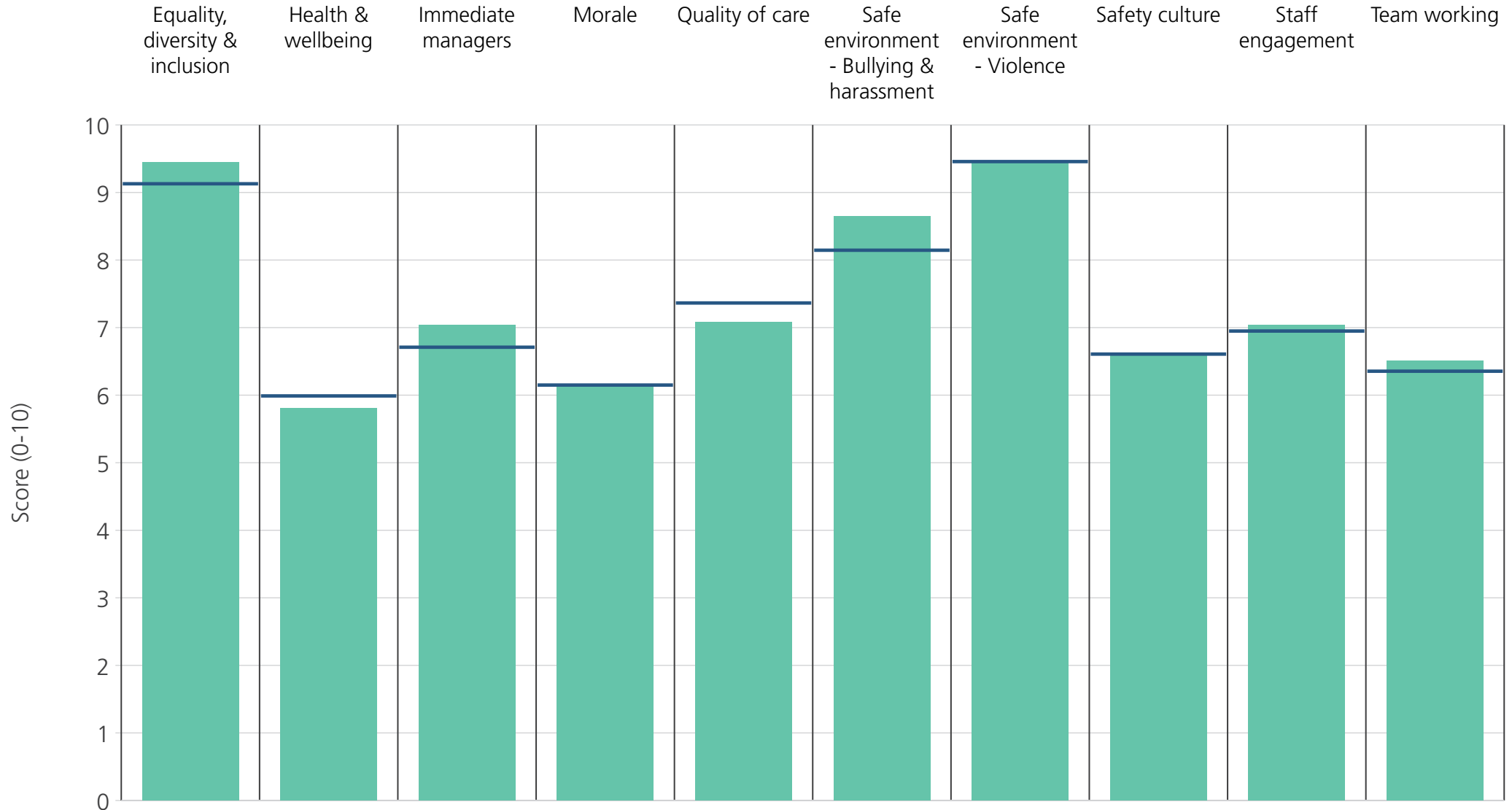




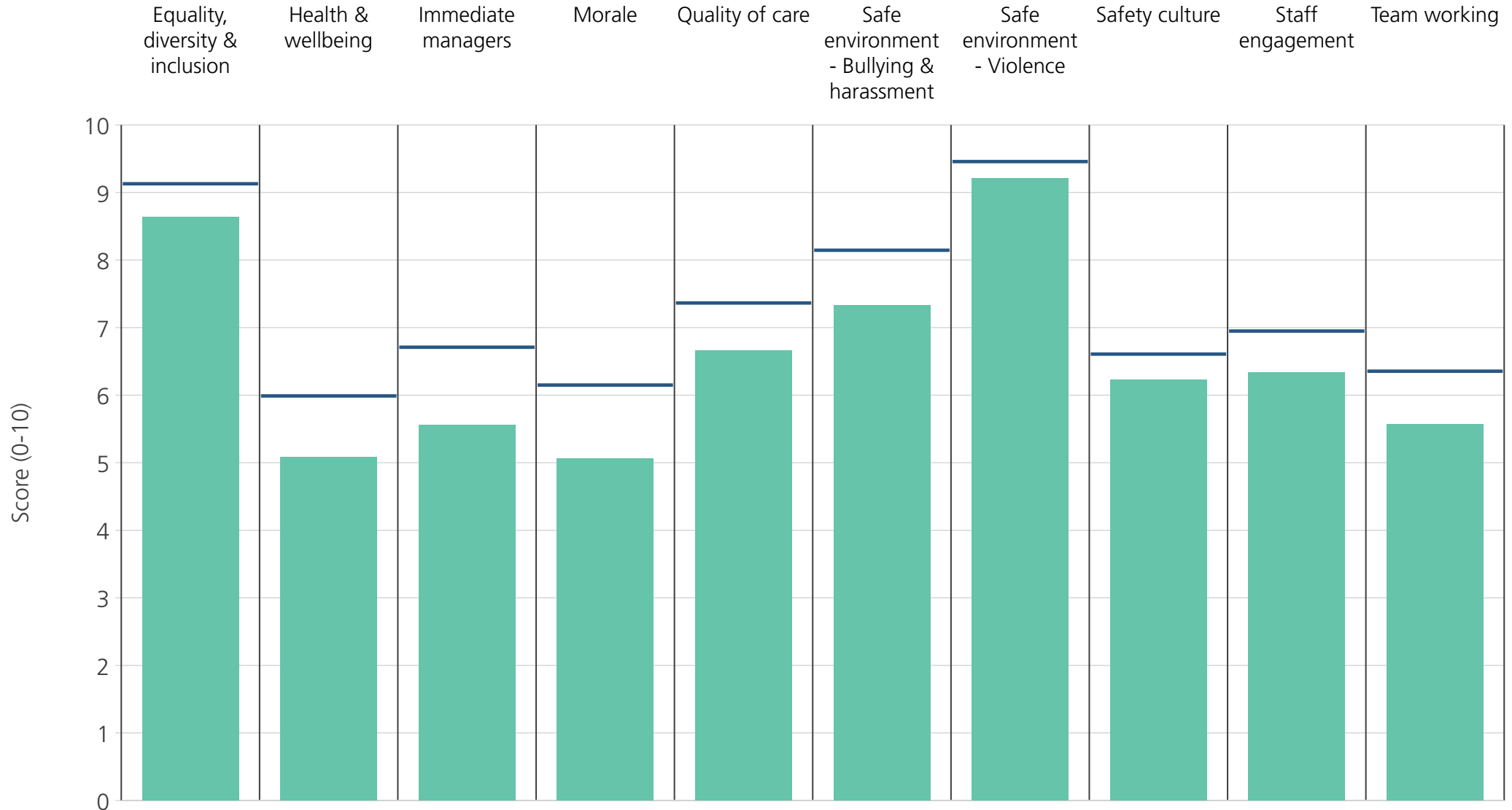
<b>Directorate</b>	9.5	6.9	7.0	6.0	7.0	9.1	10.0	6.8	7.1	6.4
<b>Your org</b>	9.1	6.0	6.7	6.1	7.4	8.1	9.5	6.6	6.9	6.4
<b>Responses</b>	89	90	90	88	35	90	90	89	88	86



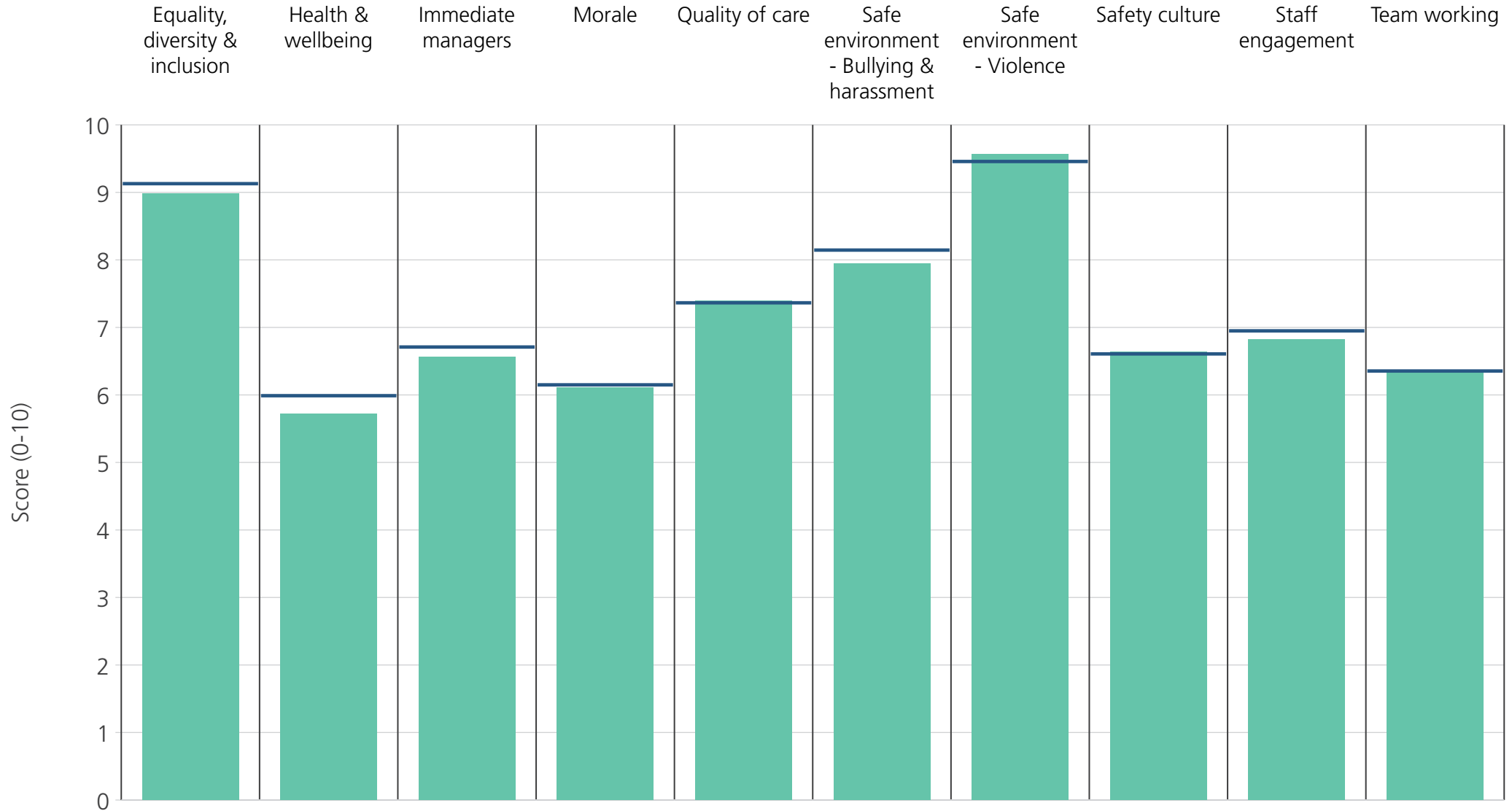
<b>Directorate</b>	9.1	6.5	7.0	5.5	6.9	8.8	9.9	6.4	7.0	6.7
<b>Your org</b>	9.1	6.0	6.7	6.1	7.4	8.1	9.5	6.6	6.9	6.4
<b>Responses</b>	47	48	49	48	17	46	48	48	49	49



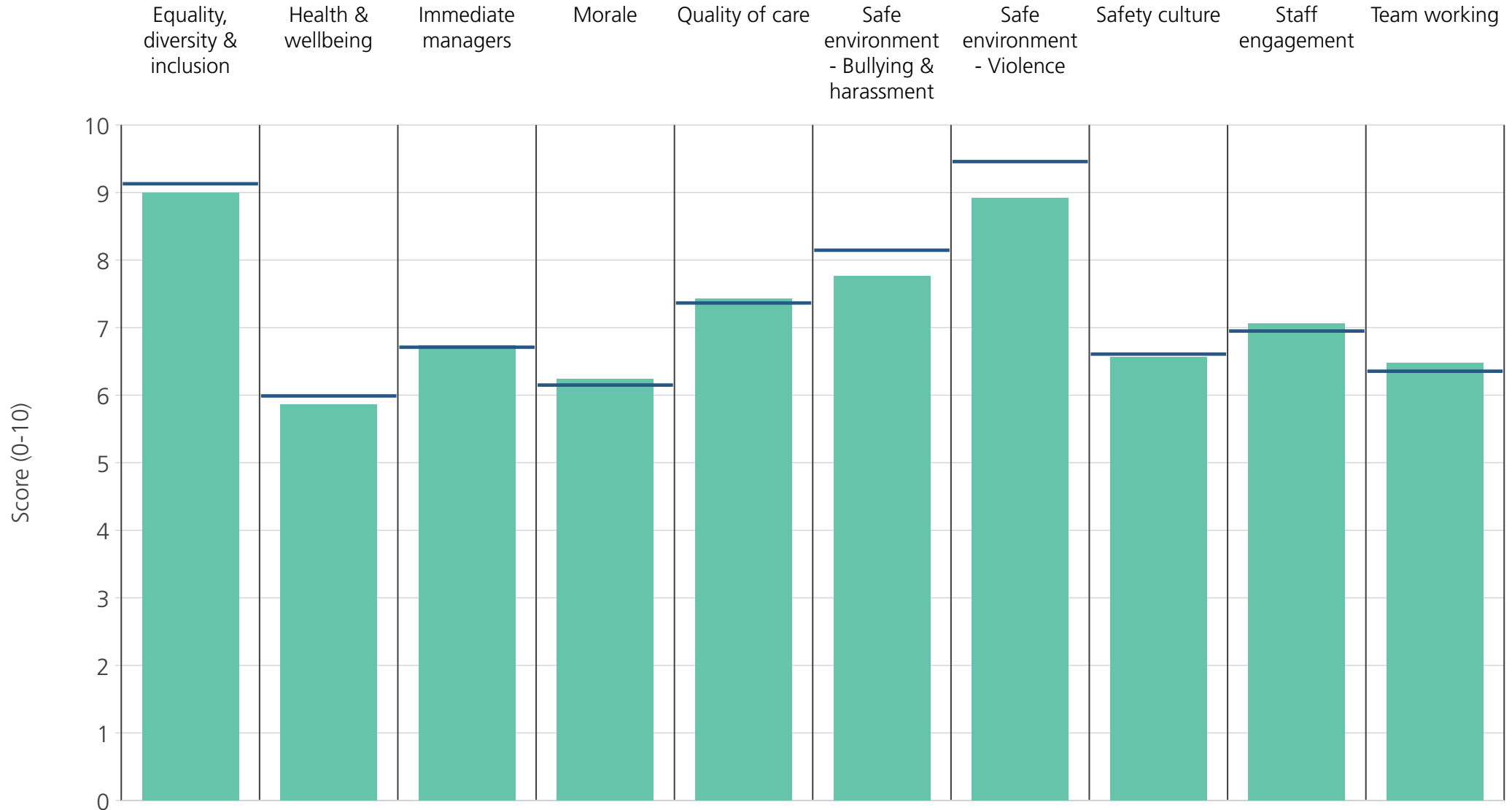
<b>Directorate</b>	9.4	5.8	7.0	6.2	7.1	8.6	9.5	6.6	7.0	6.5
<b>Your org</b>	9.1	6.0	6.7	6.1	7.4	8.1	9.5	6.6	6.9	6.4
<b>Responses</b>	149	152	154	154	148	153	154	153	154	153



<b>Directorate</b>	8.6	5.1	5.6	5.1	6.7	7.3	9.2	6.2	6.3	5.6
<b>Your org</b>	9.1	6.0	6.7	6.1	7.4	8.1	9.5	6.6	6.9	6.4
<b>Responses</b>	55	55	54	55	44	55	55	54	55	55



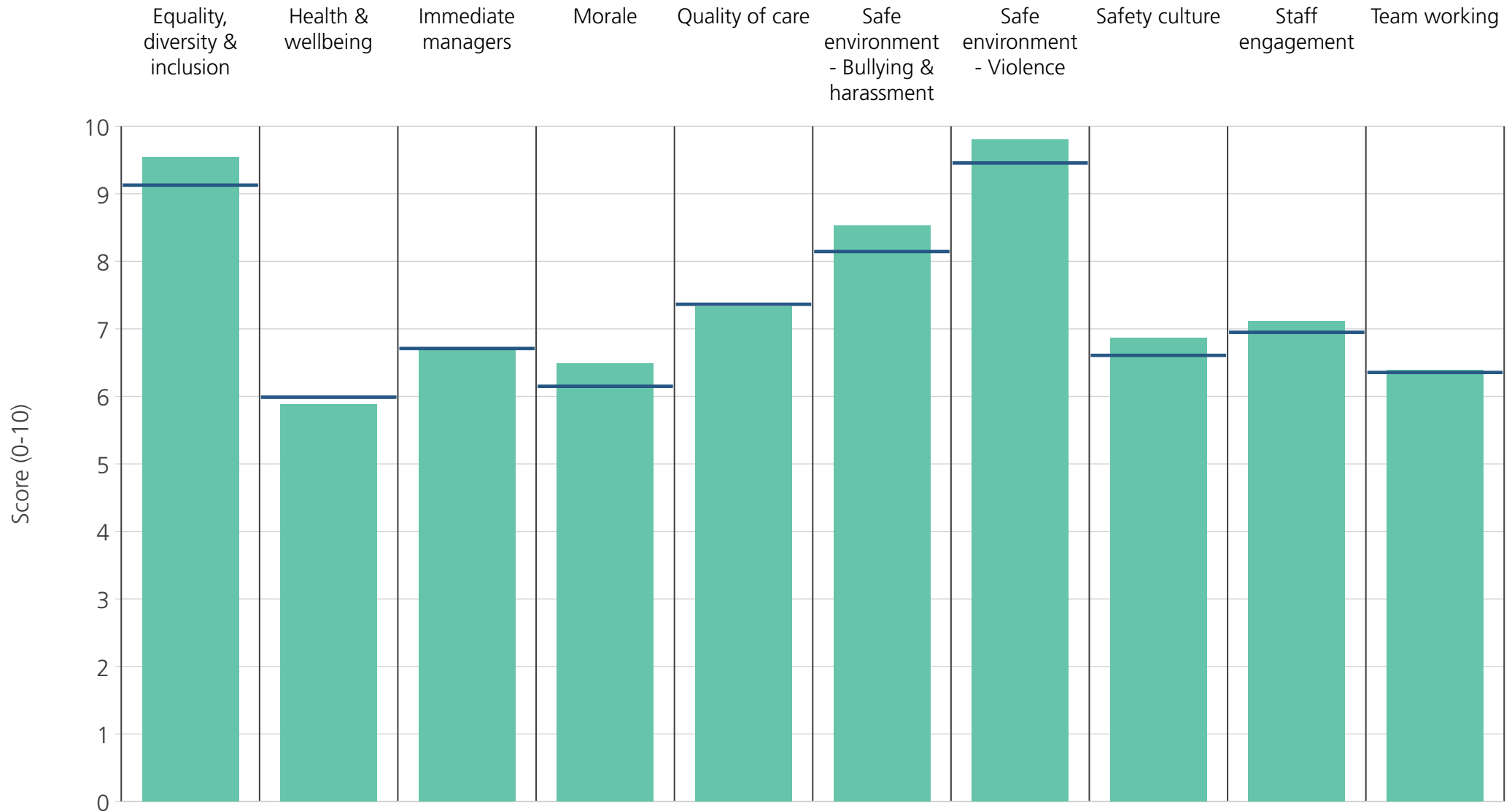
<b>Directorate</b>	9.0	5.7	6.6	6.1	7.4	7.9	9.6	6.6	6.8	6.3
<b>Your org</b>	9.1	6.0	6.7	6.1	7.4	8.1	9.5	6.6	6.9	6.4
<b>Responses</b>	531	532	531	529	503	532	531	533	533	519



<b>Directorate</b>	9.0	5.9	6.7	6.2	7.4	7.8	8.9	6.6	7.1	6.5
<b>Your org</b>	9.1	6.0	6.7	6.1	7.4	8.1	9.5	6.6	6.9	6.4
<b>Responses</b>	371	371	370	369	347	369	368	370	371	365

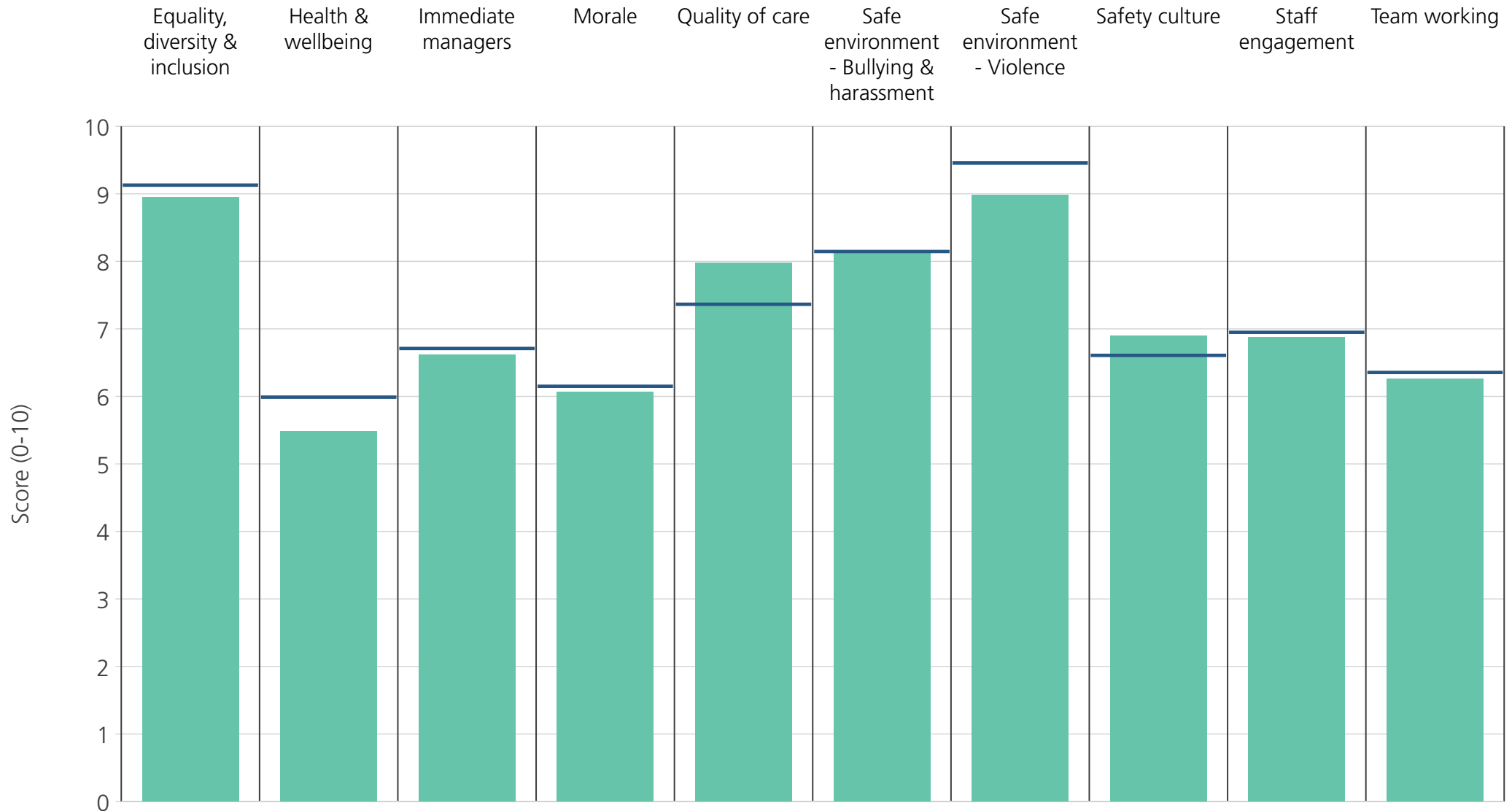
# Directorates 2

Countess of Chester Hospital NHS Foundation Trust  
2020 NHS Staff Survey Results

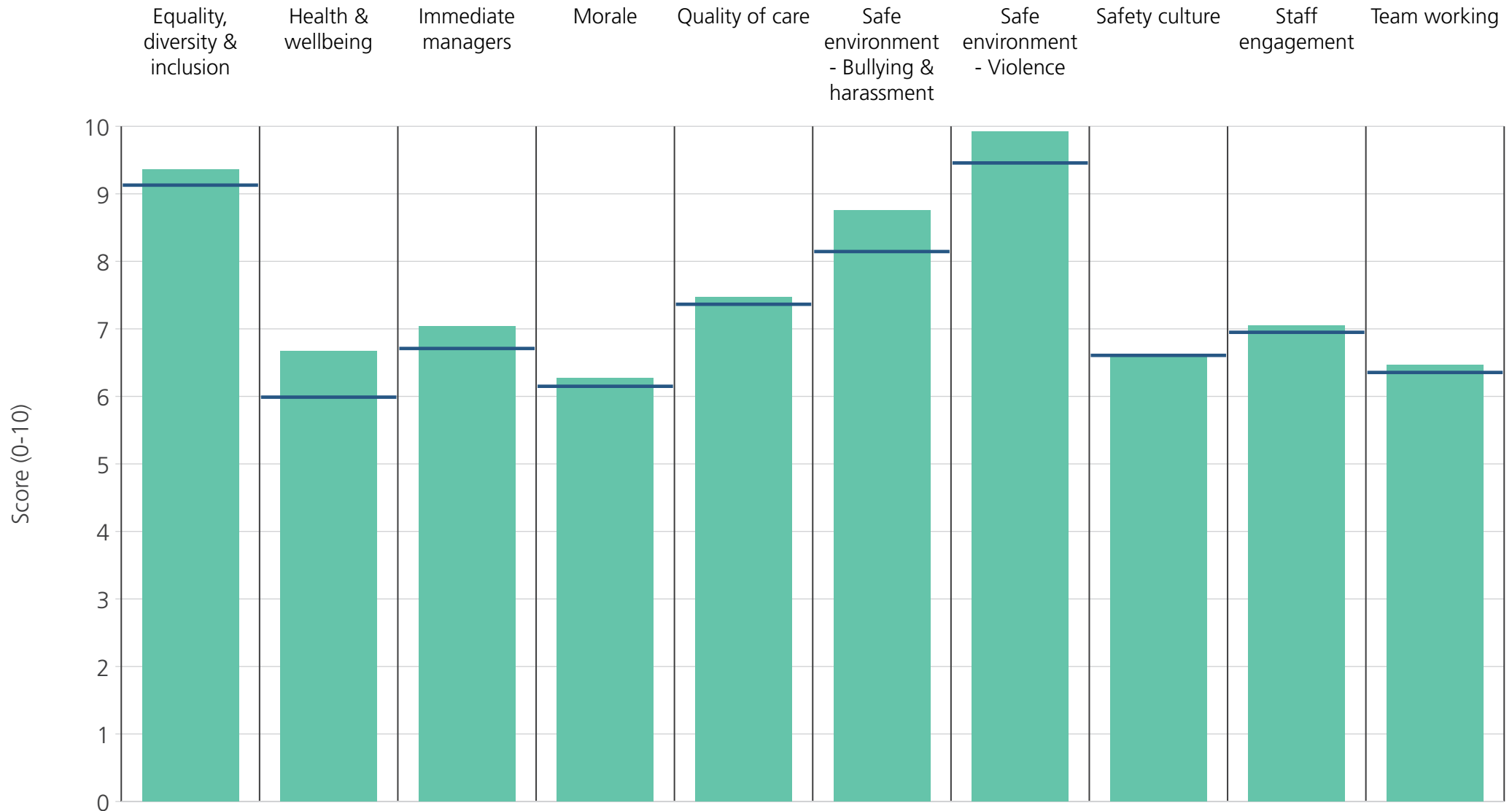


<b>Directorate</b>	9.5	5.9	6.7	6.5	7.3	8.5	9.8	6.9	7.1	6.4
<b>Your org</b>	9.1	6.0	6.7	6.1	7.4	8.1	9.5	6.6	6.9	6.4
<b>Responses</b>	84	84	84	84	83	84	84	84	84	83

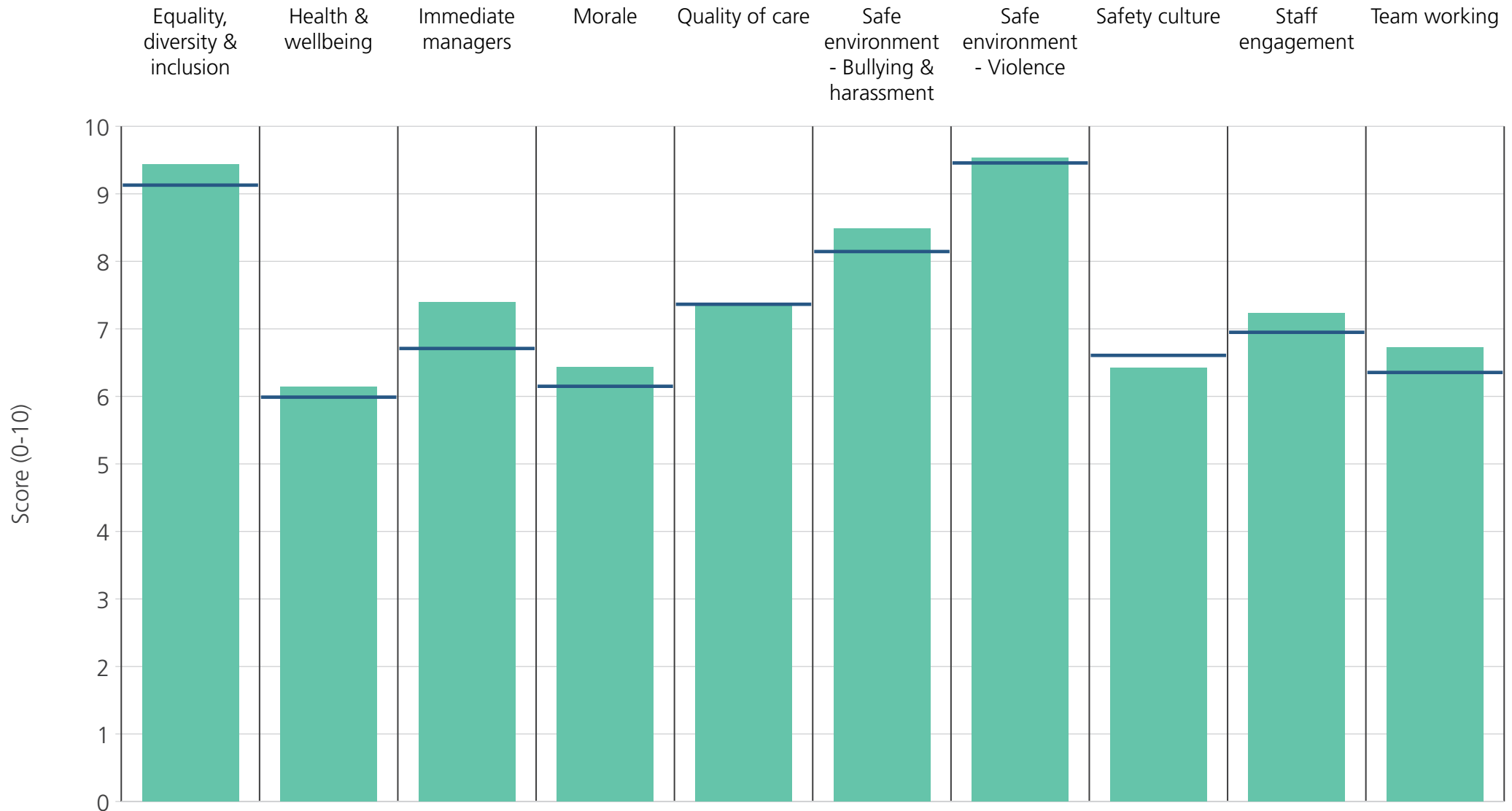




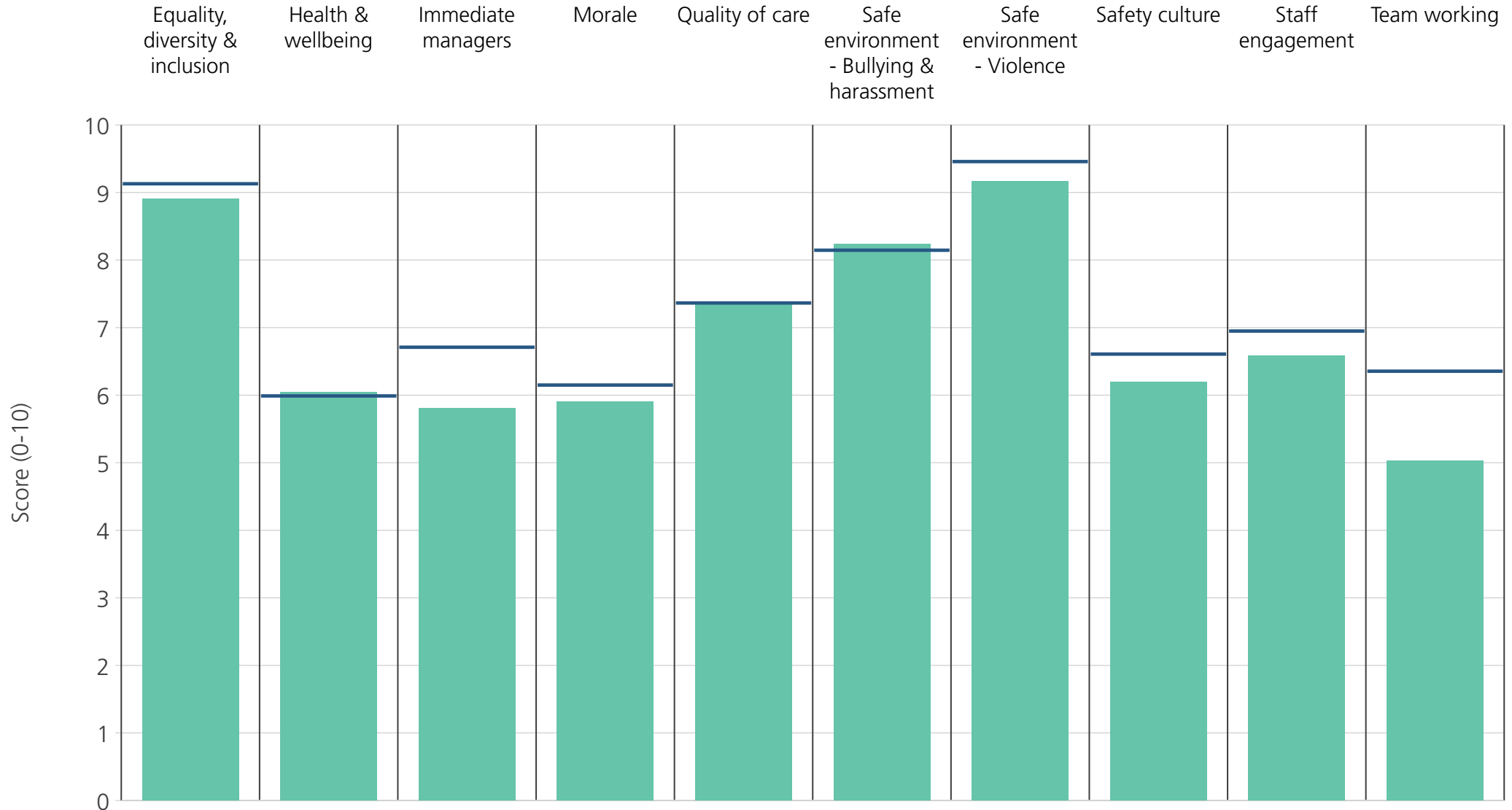
<b>Directorate</b>	9.0	5.5	6.6	6.1	8.0	8.1	9.0	6.9	6.9	6.3
<b>Your org</b>	9.1	6.0	6.7	6.1	7.4	8.1	9.5	6.6	6.9	6.4
<b>Responses</b>	250	250	252	249	245	249	250	252	253	247



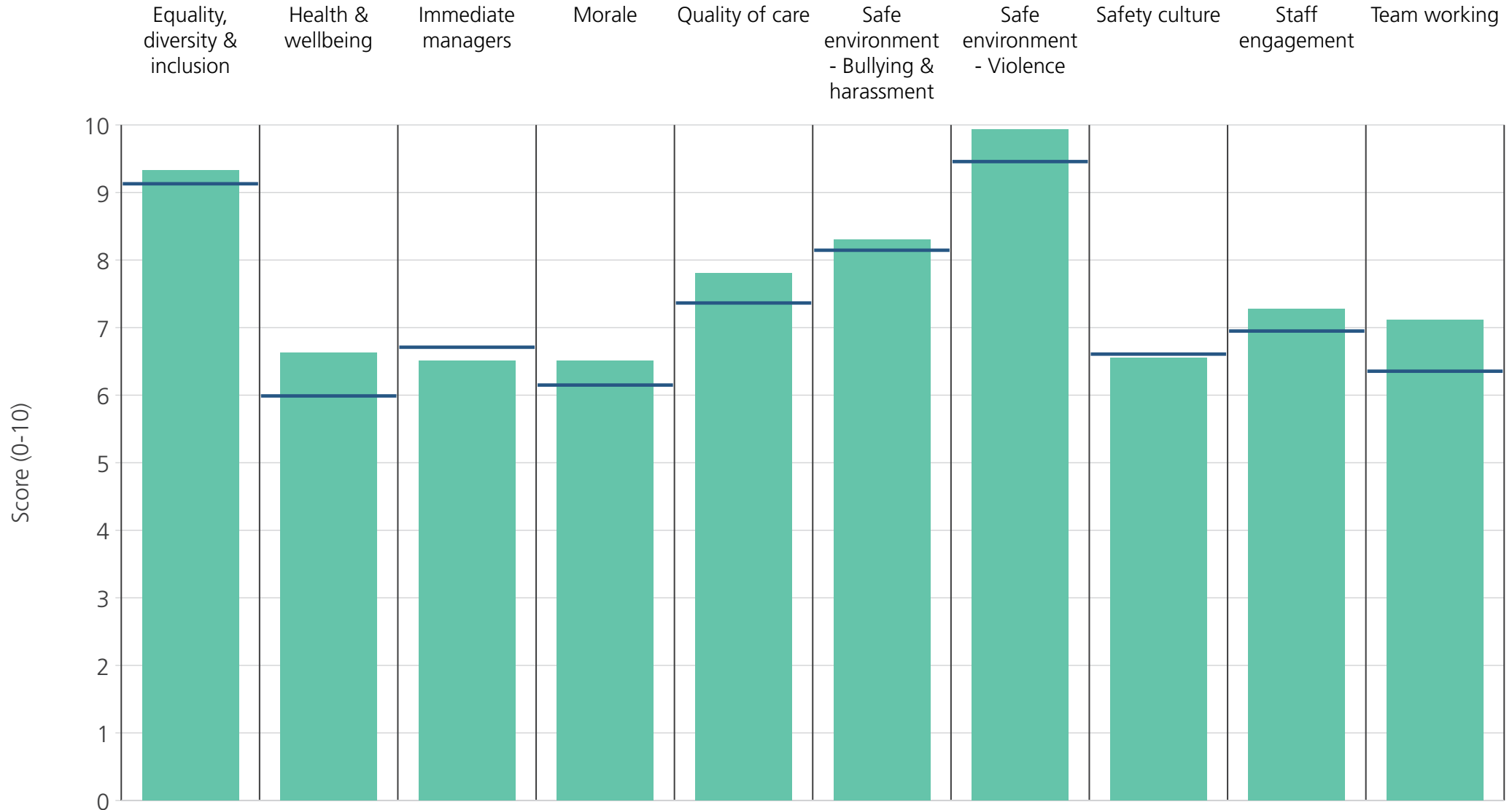
<b>Directorate</b>	9.4	6.7	7.0	6.3	7.5	8.8	9.9	6.6	7.1	6.5
<b>Your org</b>	9.1	6.0	6.7	6.1	7.4	8.1	9.5	6.6	6.9	6.4
<b>Responses</b>	487	491	489	487	274	486	491	487	489	479



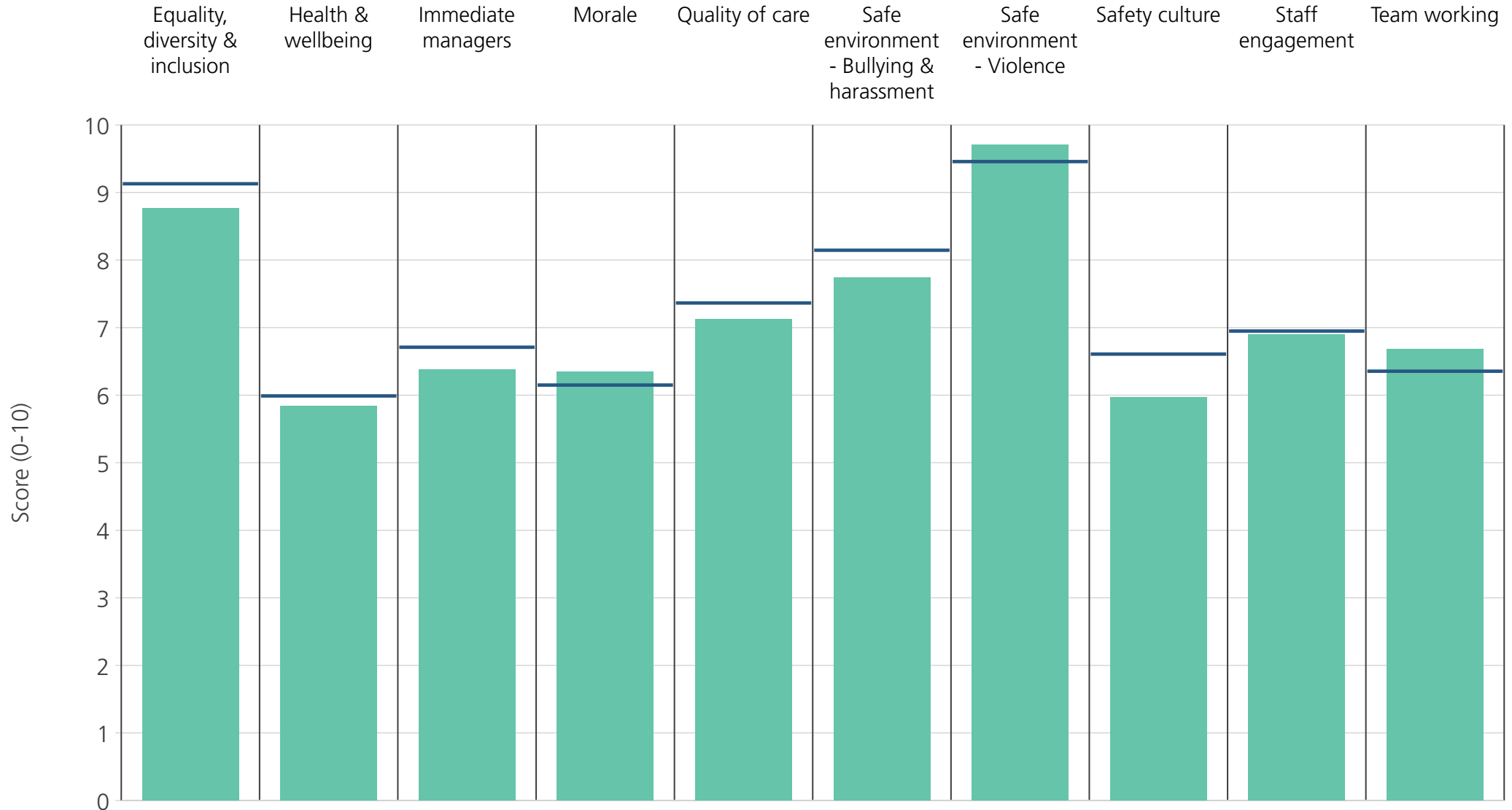
<b>Directorate</b>	9.4	6.1	7.4	6.4	7.4	8.5	9.5	6.4	7.2	6.7
<b>Your org</b>	9.1	6.0	6.7	6.1	7.4	8.1	9.5	6.6	6.9	6.4
<b>Responses</b>	121	120	122	122	120	122	122	122	122	120



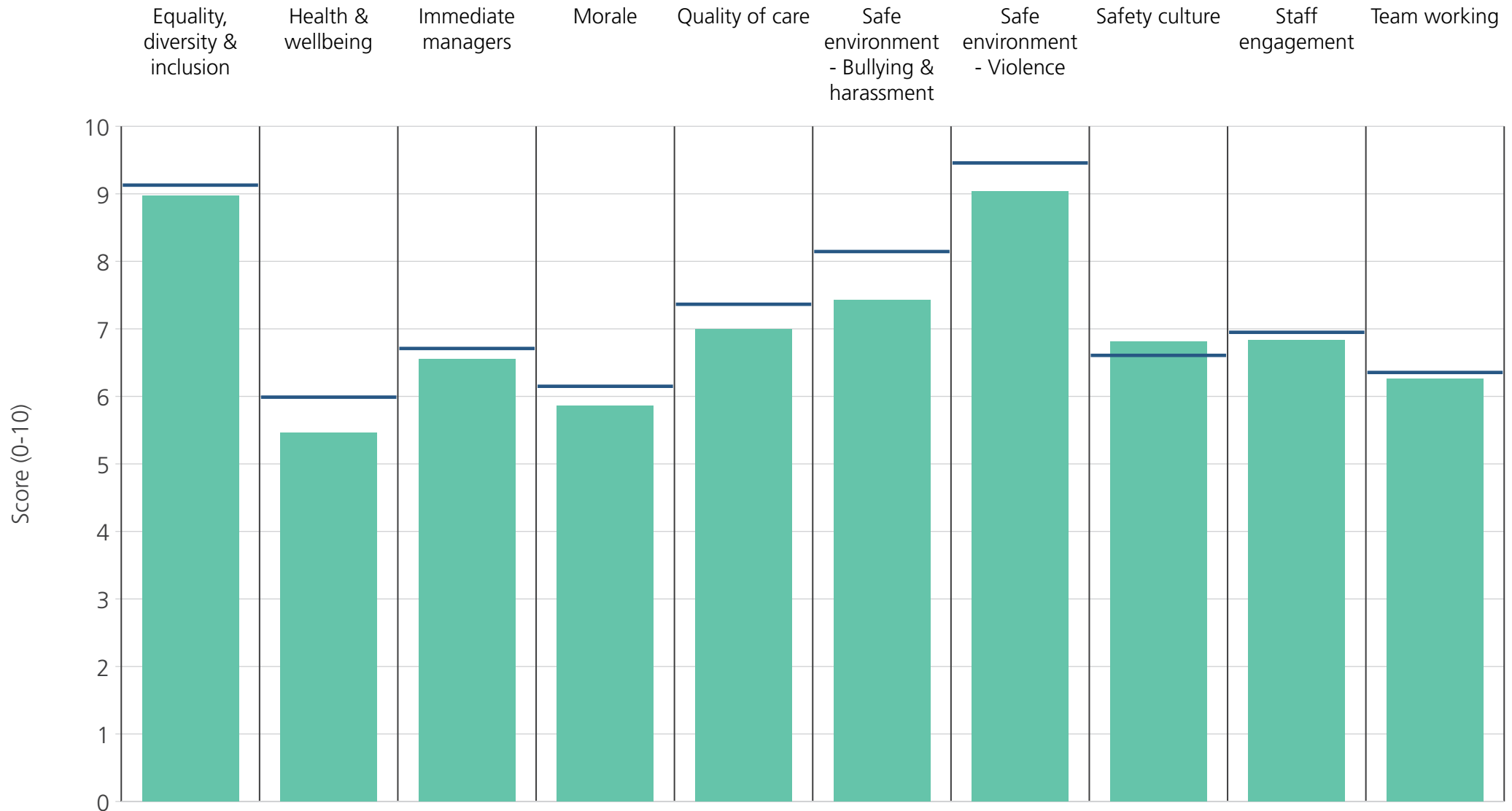
<b>Directorate</b>	8.9	6.0	5.8	5.9	7.4	8.2	9.2	6.2	6.6	5.0
<b>Your org</b>	9.1	6.0	6.7	6.1	7.4	8.1	9.5	6.6	6.9	6.4
<b>Responses</b>	100	100	98	97	65	98	98	98	98	96



<b>Directorate</b>	9.3	6.6	6.5	6.5	7.8	8.3	9.9	6.5	7.3	7.1
<b>Your org</b>	9.1	6.0	6.7	6.1	7.4	8.1	9.5	6.6	6.9	6.4
<b>Responses</b>	52	52	52	52	50	52	52	51	52	51



<b>Directorate</b>	8.8	5.8	6.4	6.3	7.1	7.7	9.7	6.0	6.9	6.7
<b>Your org</b>	9.1	6.0	6.7	6.1	7.4	8.1	9.5	6.6	6.9	6.4
<b>Responses</b>	170	170	169	169	169	170	170	170	170	170



<b>Directorate</b>	9.0	5.5	6.6	5.9	7.0	7.4	9.0	6.8	6.8	6.3
<b>Your org</b>	9.1	6.0	6.7	6.1	7.4	8.1	9.5	6.6	6.9	6.4
<b>Responses</b>	437	442	440	440	432	440	438	441	441	431