

# Royal National Orthopaedic Hospital NHS Trust

2020 NHS Staff Survey

**Directorate Report**

**Contents**

Introduction . . . . .	3
Themes – Directorates 1 . . . . .	4
Chief Executive L3, Coo L3, Head Of Operations L3, Improvement L3 . . . . .	5
Children's Ops Imaging & Access L3 . . . . .	6
Critical Support L3 . . . . .	7
Director Of Nursing L3 . . . . .	8
Estates & Facilities L3. Modernisation & Development L3 . . . . .	9
Finance L3 . . . . .	10
Human Resources L3 . . . . .	11
I M & T L3 . . . . .	12
Jr & Cancer L3 . . . . .	13
Medicine & Therapies L3 . . . . .	14
Private Patients Unit L3 . . . . .	15
Research L3 . . . . .	16
Specialist Surgery L3 . . . . .	17
Stanmore Healthcare Consulting Directorate L3 . . . . .	18
Themes – Directorates 2 . . . . .	19
01 The Rnoh (Stanmore) . . . . .	20
02 The Rnoh (Bolsover St) . . . . .	21

This directorate report for Royal National Orthopaedic Hospital NHS Trust contains results by directorate for themes from the 2020 NHS Staff Survey. These results are compared to the unweighted average for your organisation.

**Please note:** It is possible that there are differences between the 'Your org' scores reported in this directorate report and those in the benchmark report. This is because the results in the benchmark report are weighted to allow for fair comparisons between organisations of a similar type. However, in this report comparisons are made within your organisation so the unweighted organisation result is a more appropriate point of comparison.

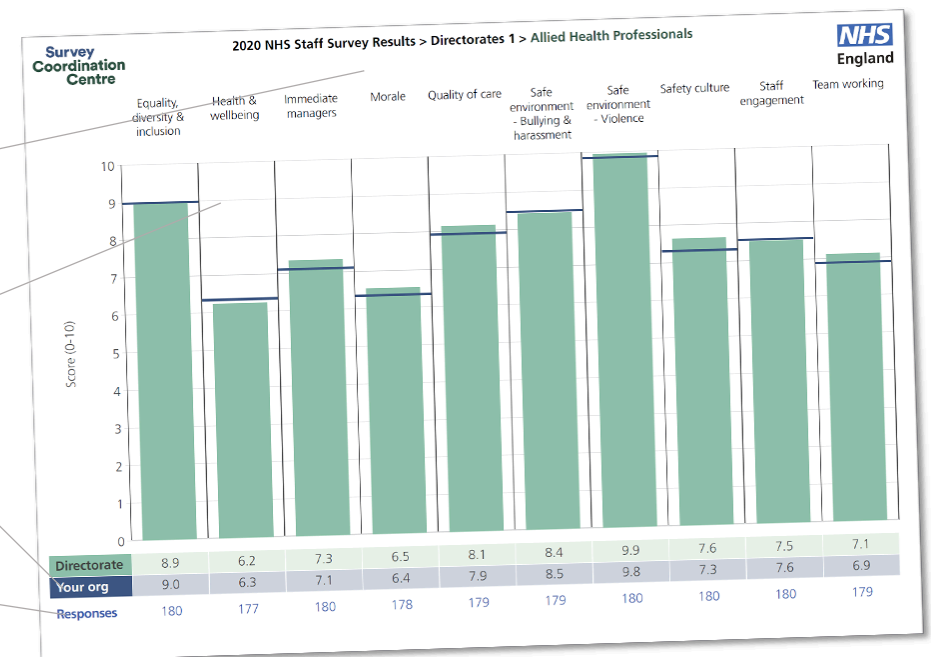
The directorate breakdowns used in this report were provided and defined by Royal National Orthopaedic Hospital NHS Trust. Details of how the theme scores were calculated are included in the Technical Document, available to download from our [results website](#).

## Key features

Breakdown type and **directorate name** are specified in the header. Black text in the header is hyperlinked: clicking on '2020 NHS Staff Survey Results' navigates back to the contents page.

Directorate results are presented in the context of the (unweighted) **organisation average ('Your org')**, so it is easy to tell if a directorate is performing better or worse than the organisation average. For all themes, a higher score is a better result than a lower score.

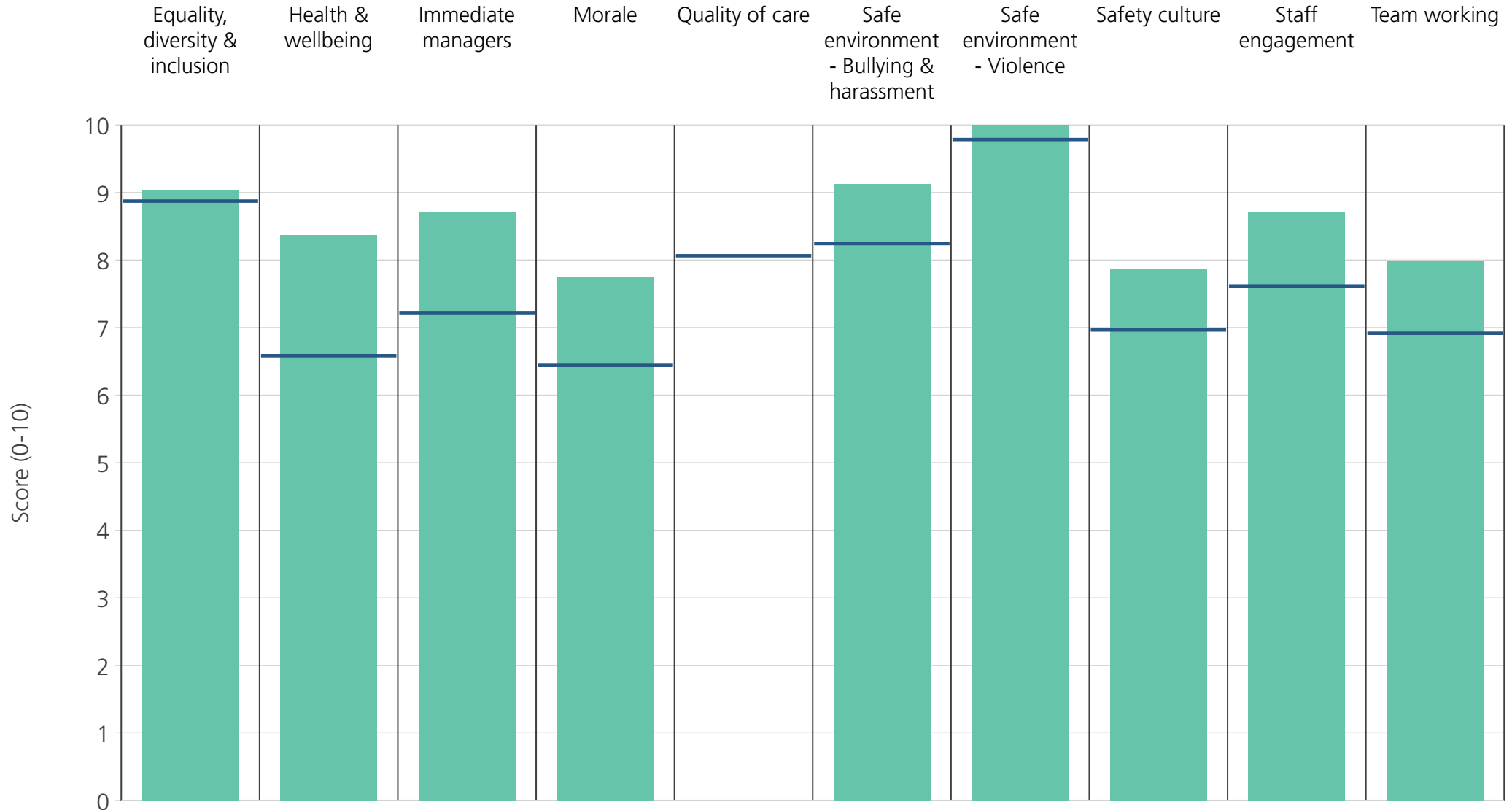
The **number of responses** feeding into each theme score **for the given directorate** is specified below the table containing the directorate and trust scores.



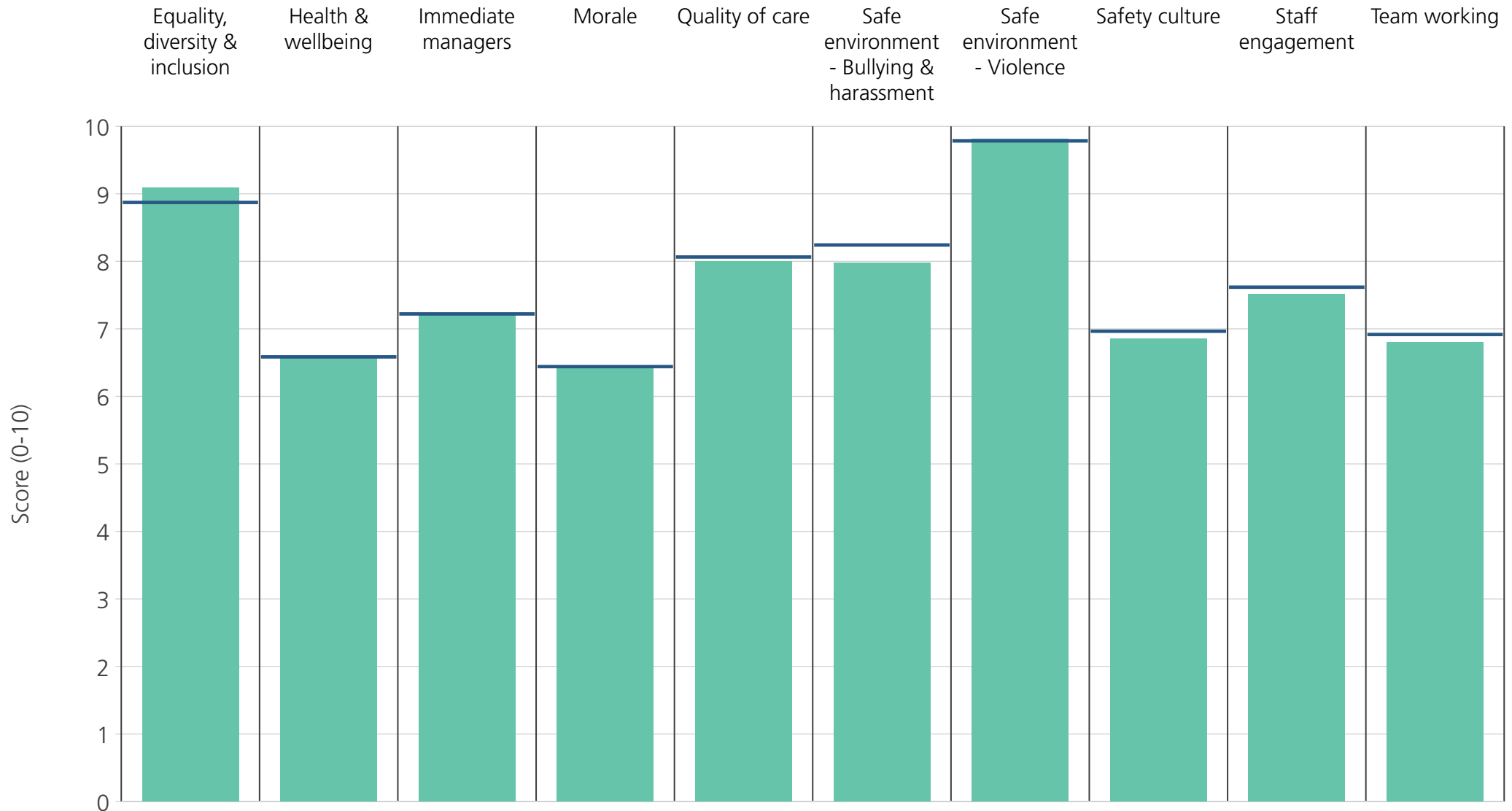
**! Note:** when there are less than 11 responses in a group, results are suppressed to protect staff confidentiality

# Directorates 1

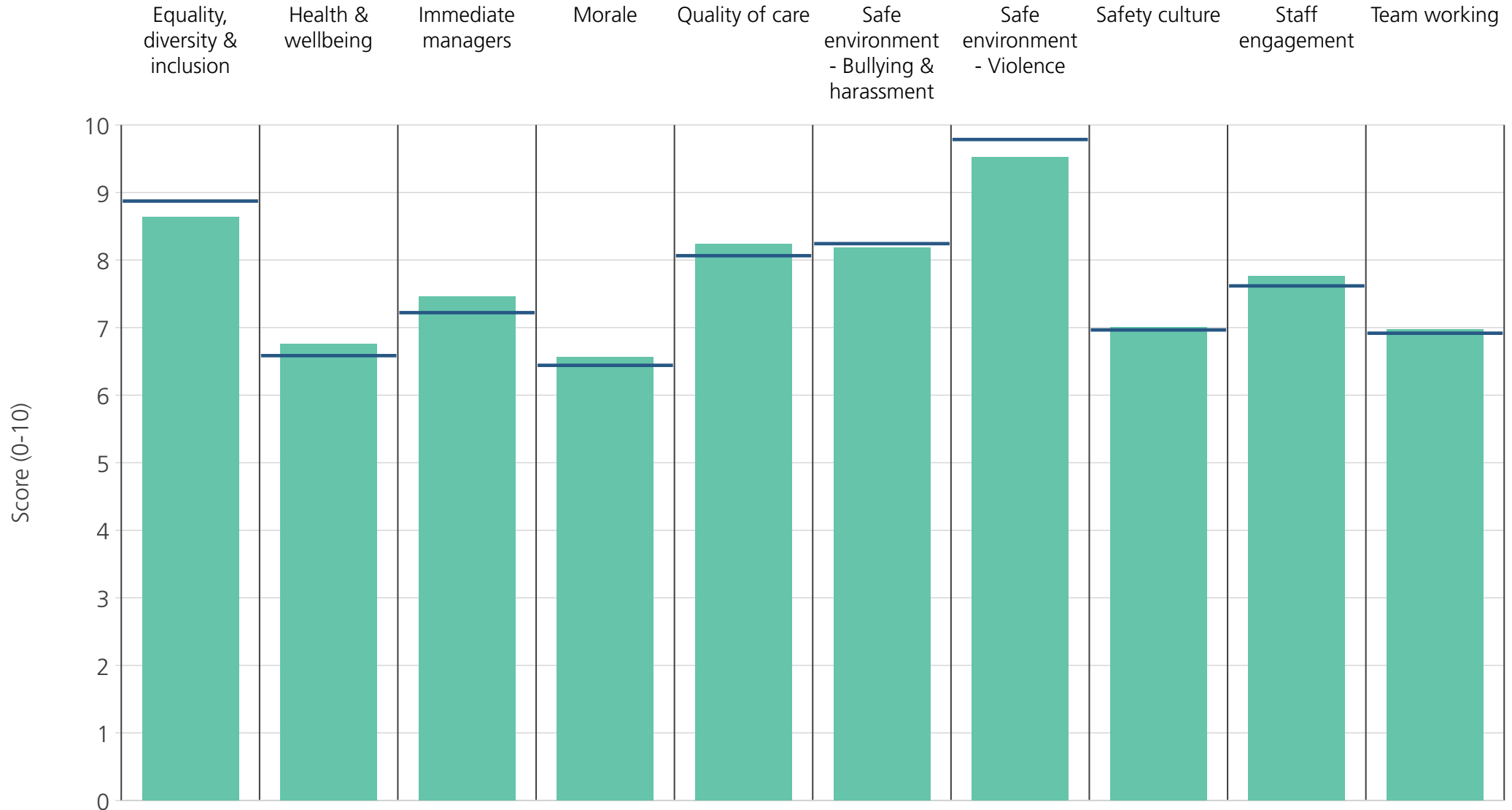
Royal National Orthopaedic Hospital NHS Trust  
2020 NHS Staff Survey Results



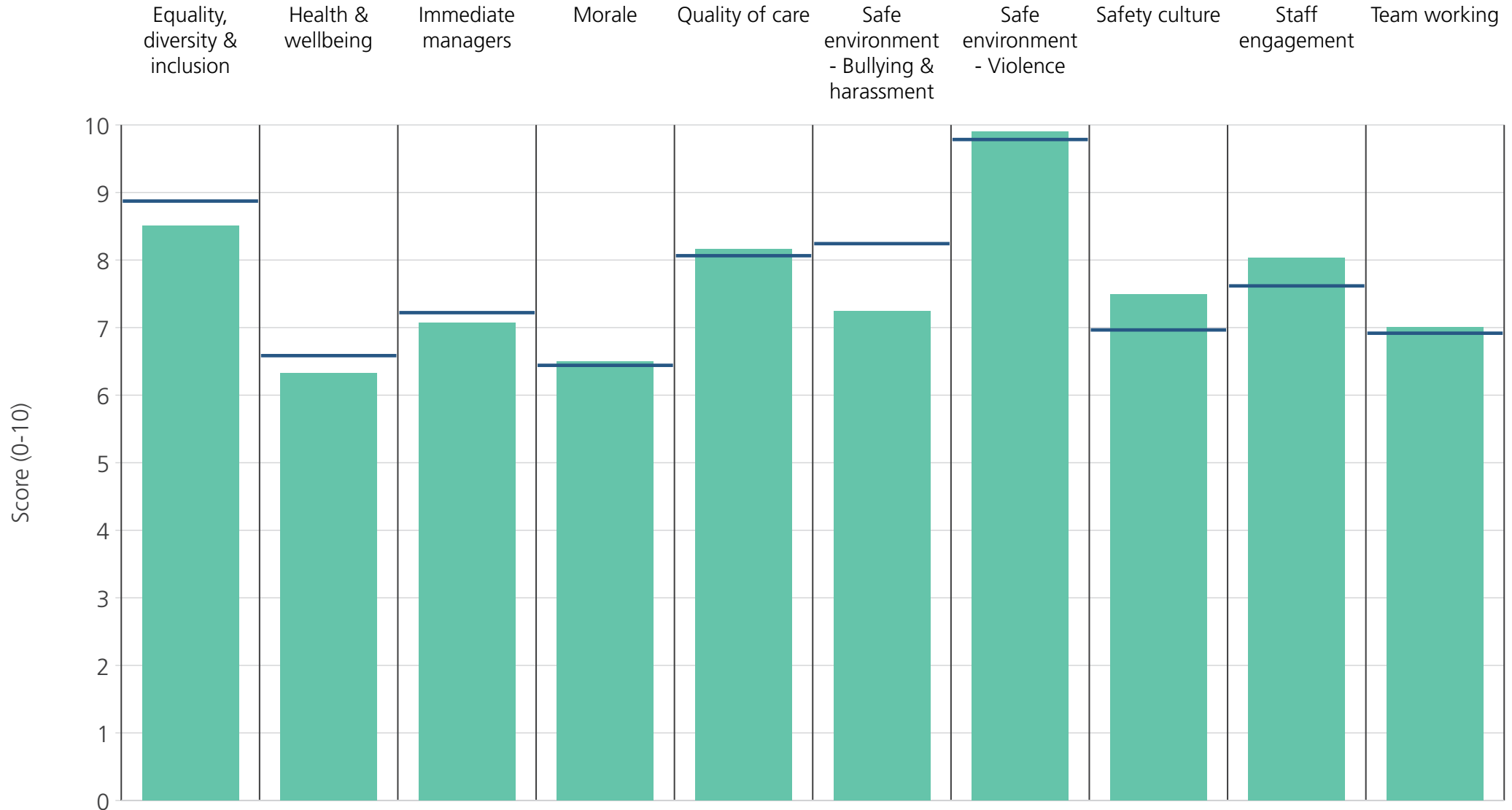
<b>Directorate</b>	9.0	8.4	8.7	7.7	8.1	9.1	10.0	7.9	8.7	8.0
<b>Your org</b>	8.9	6.6	7.2	6.4	8.1	8.2	9.8	7.0	7.6	6.9
<b>Responses</b>	19	19	19	19	8	19	19	19	19	18



Directorate	9.1	6.6	7.2	6.4	8.0	8.0	9.8	6.9	7.5	6.8
Your org	8.9	6.6	7.2	6.4	8.1	8.2	9.8	7.0	7.6	6.9
Responses	122	122	122	122	118	122	122	123	123	114

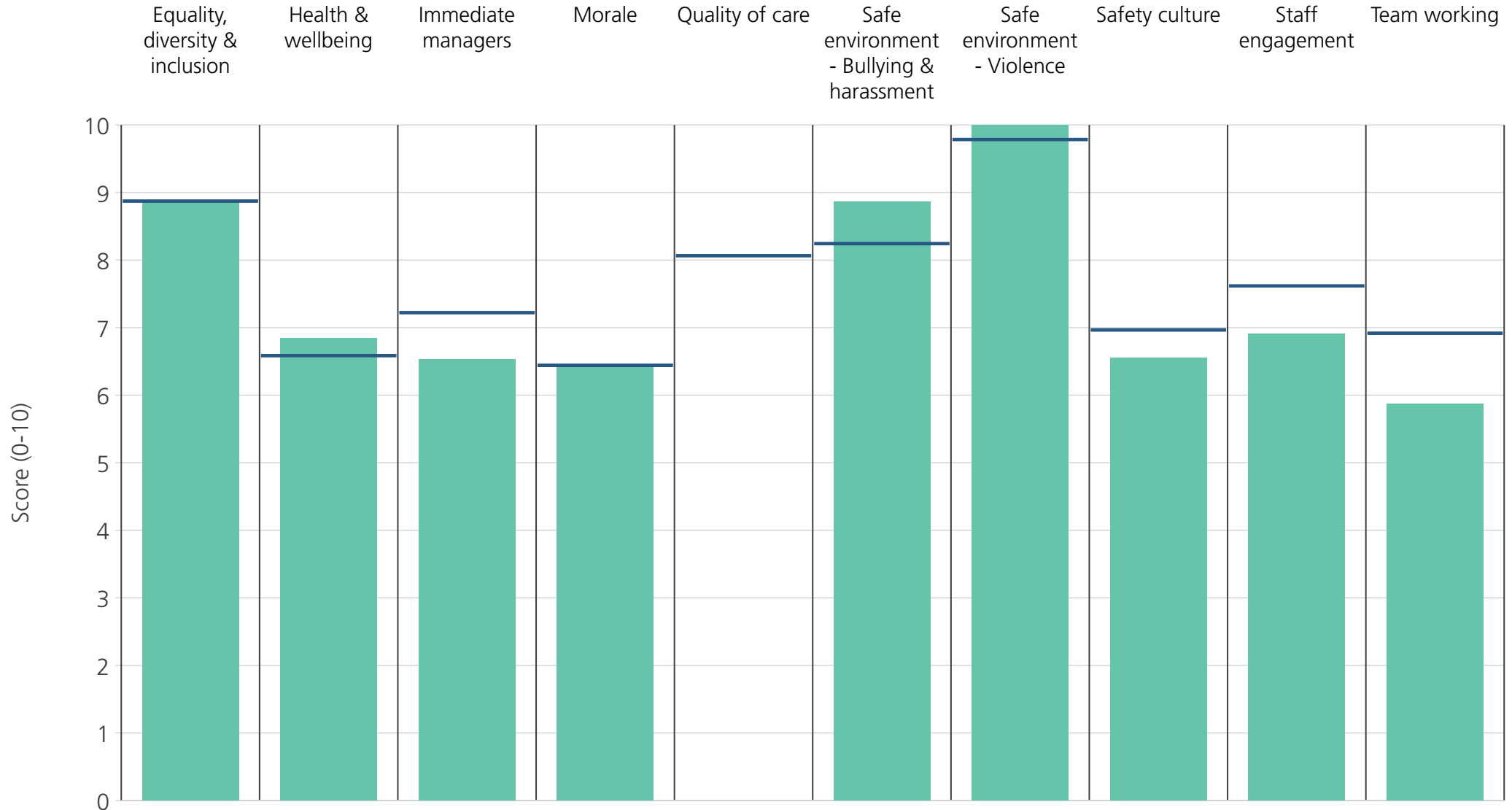


<b>Directorate</b>	8.6	6.8	7.5	6.6	8.2	8.2	9.5	7.0	7.8	7.0
<b>Your org</b>	8.9	6.6	7.2	6.4	8.1	8.2	9.8	7.0	7.6	6.9
<b>Responses</b>	131	131	133	133	128	131	133	133	133	133

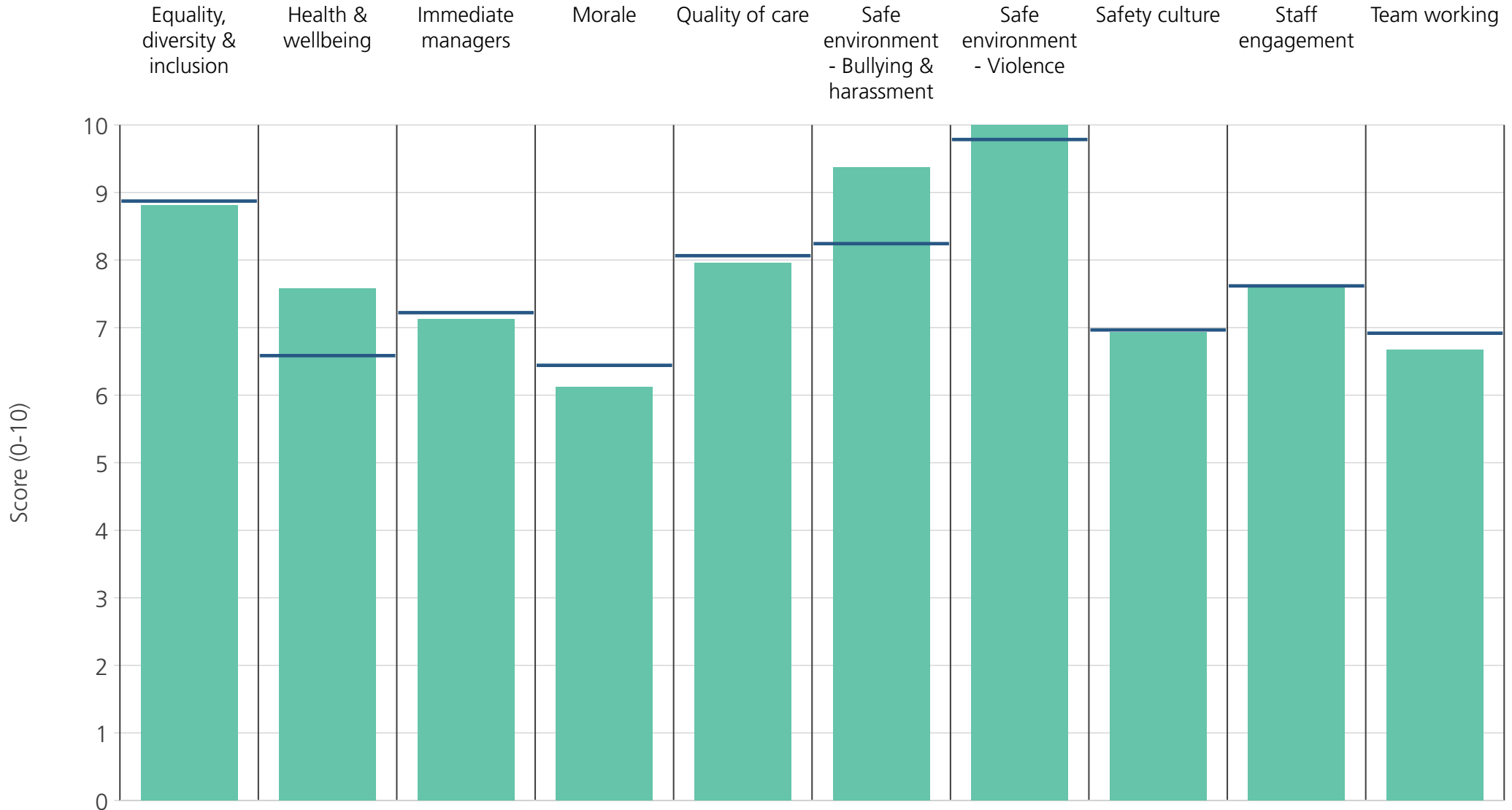


<b>Directorate</b>	8.5	6.3	7.1	6.5	8.2	7.2	9.9	7.5	8.0	7.0
<b>Your org</b>	8.9	6.6	7.2	6.4	8.1	8.2	9.8	7.0	7.6	6.9
<b>Responses</b>	34	34	35	35	26	35	35	35	35	35

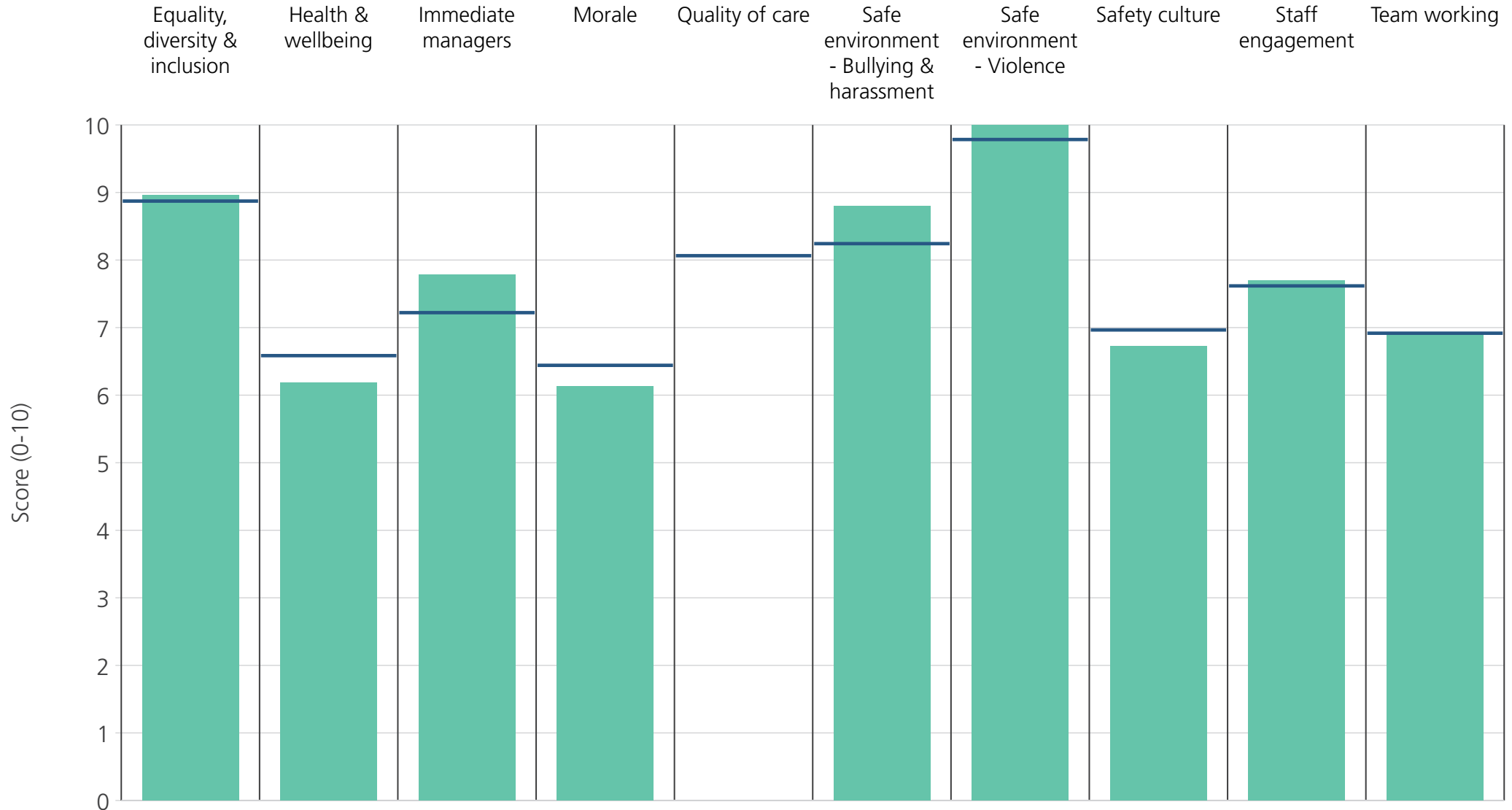




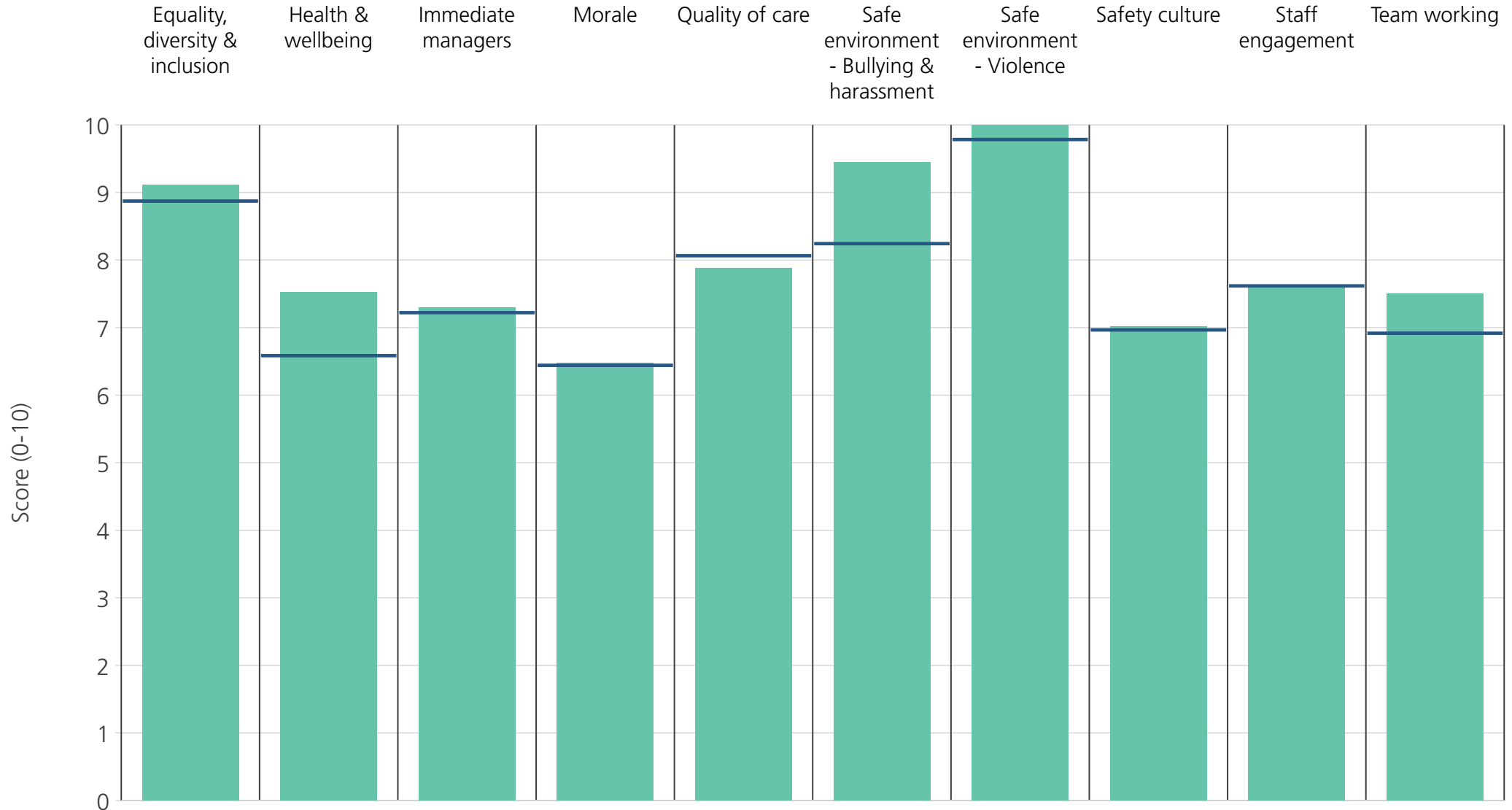
<b>Directorate</b>	8.9	6.8	6.5	6.4		8.9	10.0	6.6	6.9	5.9
<b>Your org</b>	8.9	6.6	7.2	6.4	8.1	8.2	9.8	7.0	7.6	6.9
<b>Responses</b>	19	19	19	19	5	19	18	19	20	20



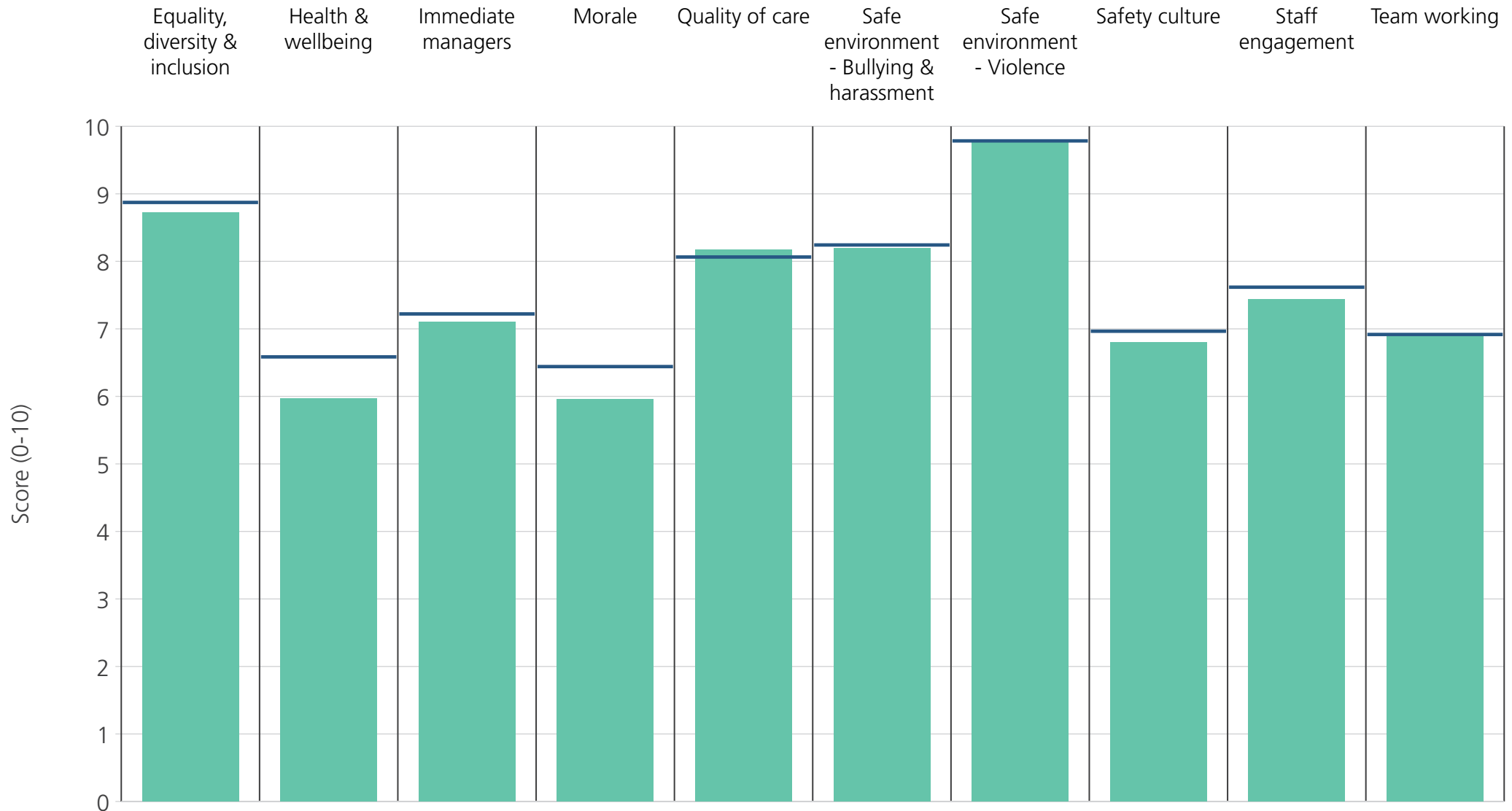
<b>Directorate</b>	8.8	7.6	7.1	6.1	8.0	9.4	10.0	6.9	7.6	6.7
<b>Your org</b>	8.9	6.6	7.2	6.4	8.1	8.2	9.8	7.0	7.6	6.9
<b>Responses</b>	37	37	36	36	21	37	37	37	37	36



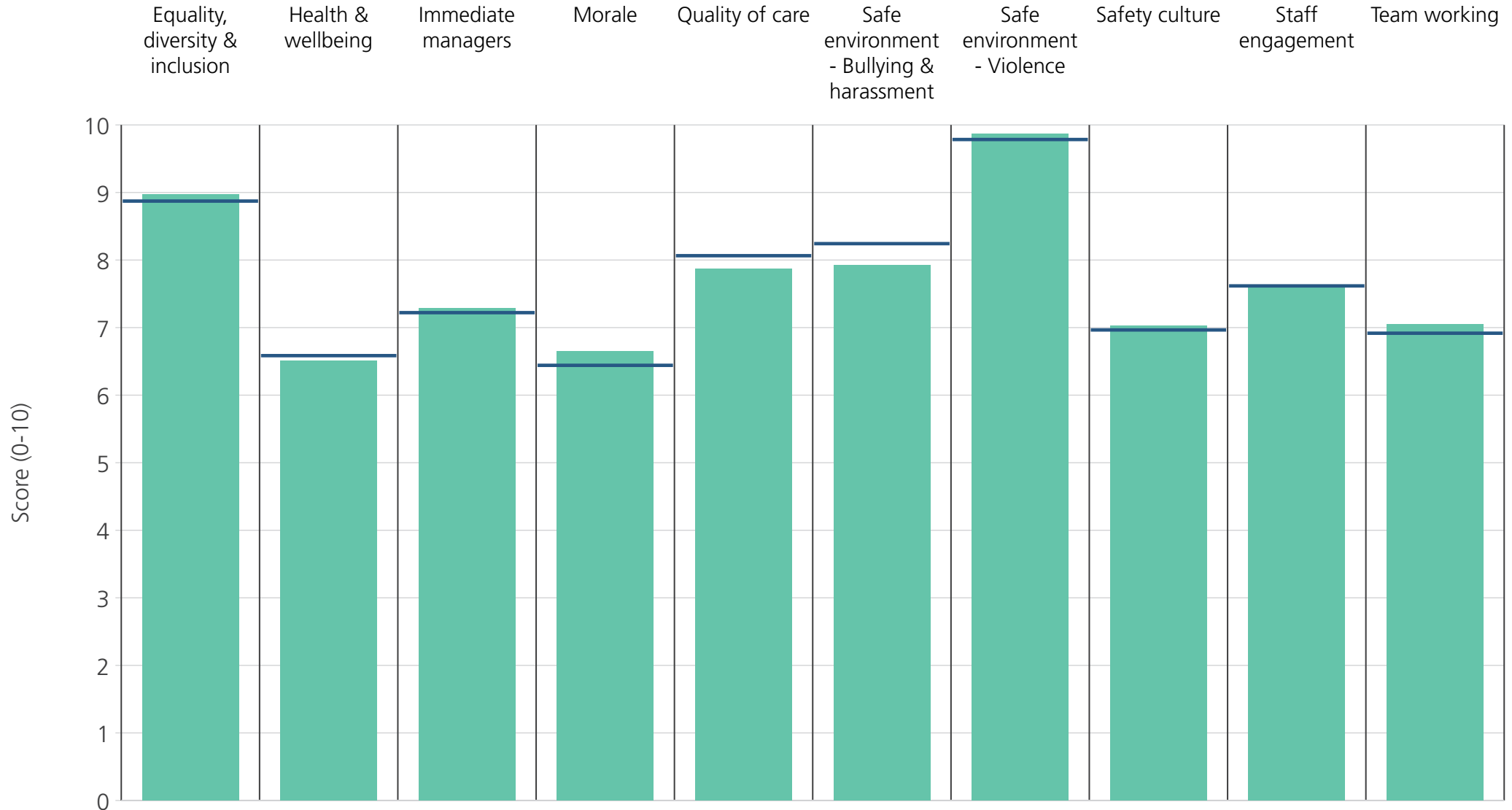
<b>Directorate</b>	9.0	6.2	7.8	6.1	8.1	8.8	10.0	6.7	7.7	6.9
<b>Your org</b>	8.9	6.6	7.2	6.4	8.1	8.2	9.8	7.0	7.6	6.9
<b>Responses</b>	24	25	25	25	8	25	25	25	25	25



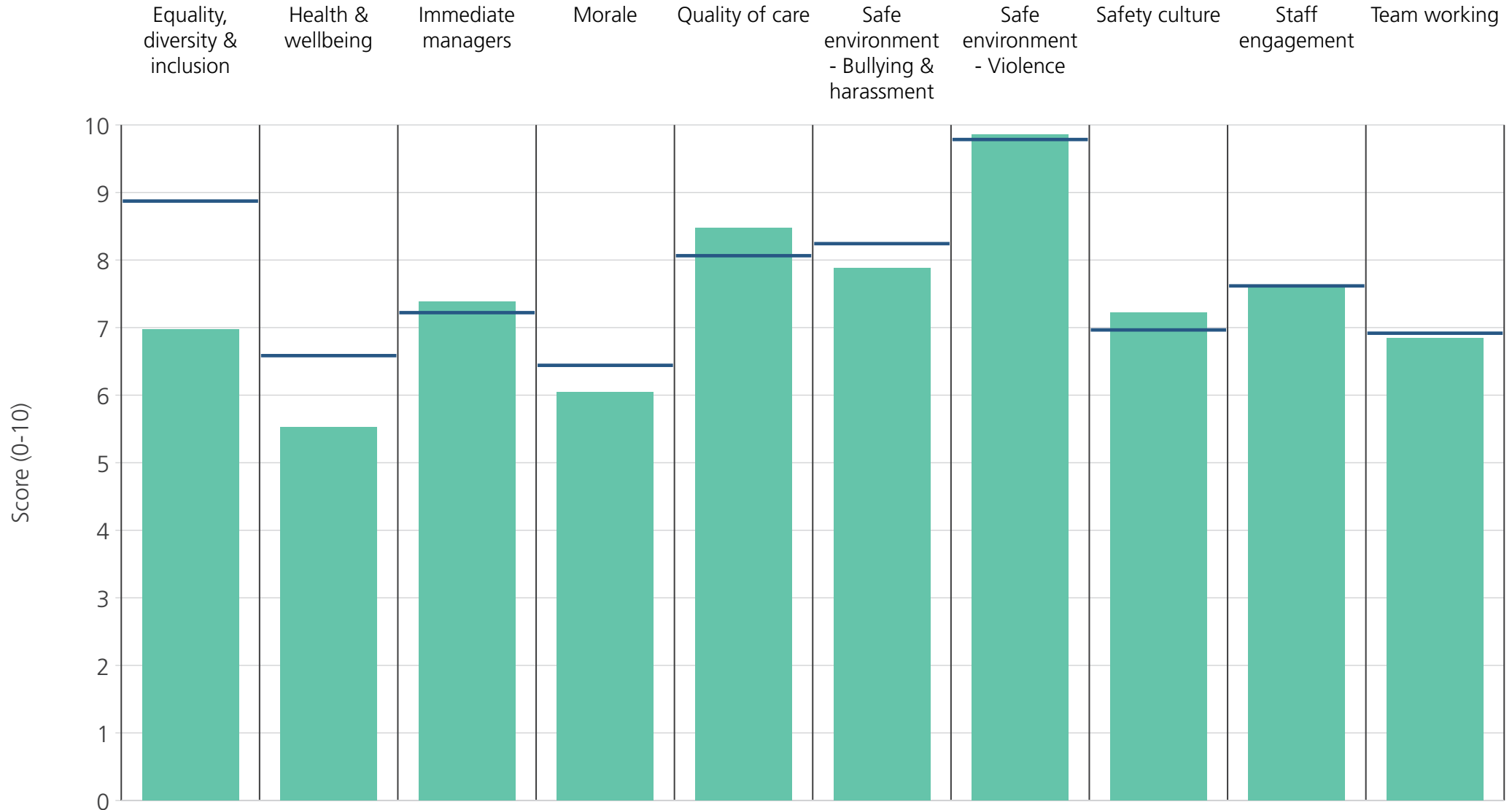
<b>Directorate</b>	9.1	7.5	7.3	6.5	7.9	9.4	10.0	7.0	7.6	7.5
<b>Your org</b>	8.9	6.6	7.2	6.4	8.1	8.2	9.8	7.0	7.6	6.9
<b>Responses</b>	45	45	45	45	26	45	43	45	45	45



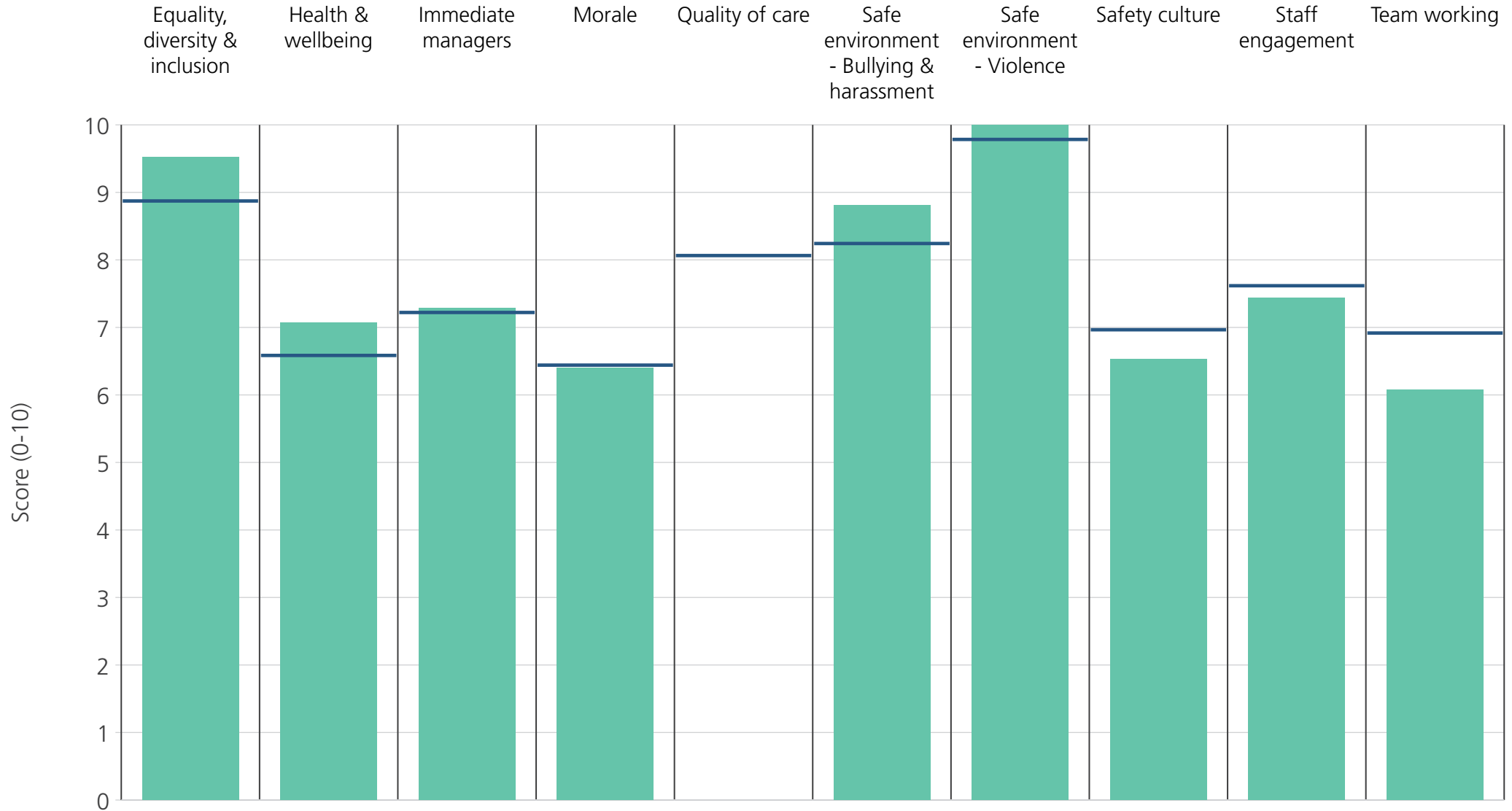
<b>Directorate</b>	8.7	6.0	7.1	6.0	8.2	8.2	9.8	6.8	7.4	6.9
<b>Your org</b>	8.9	6.6	7.2	6.4	8.1	8.2	9.8	7.0	7.6	6.9
<b>Responses</b>	73	75	75	75	73	74	75	75	75	73



<b>Directorate</b>	9.0	6.5	7.3	6.6	7.9	7.9	9.9	7.0	7.6	7.0
<b>Your org</b>	8.9	6.6	7.2	6.4	8.1	8.2	9.8	7.0	7.6	6.9
<b>Responses</b>	199	200	200	201	194	199	200	201	201	197

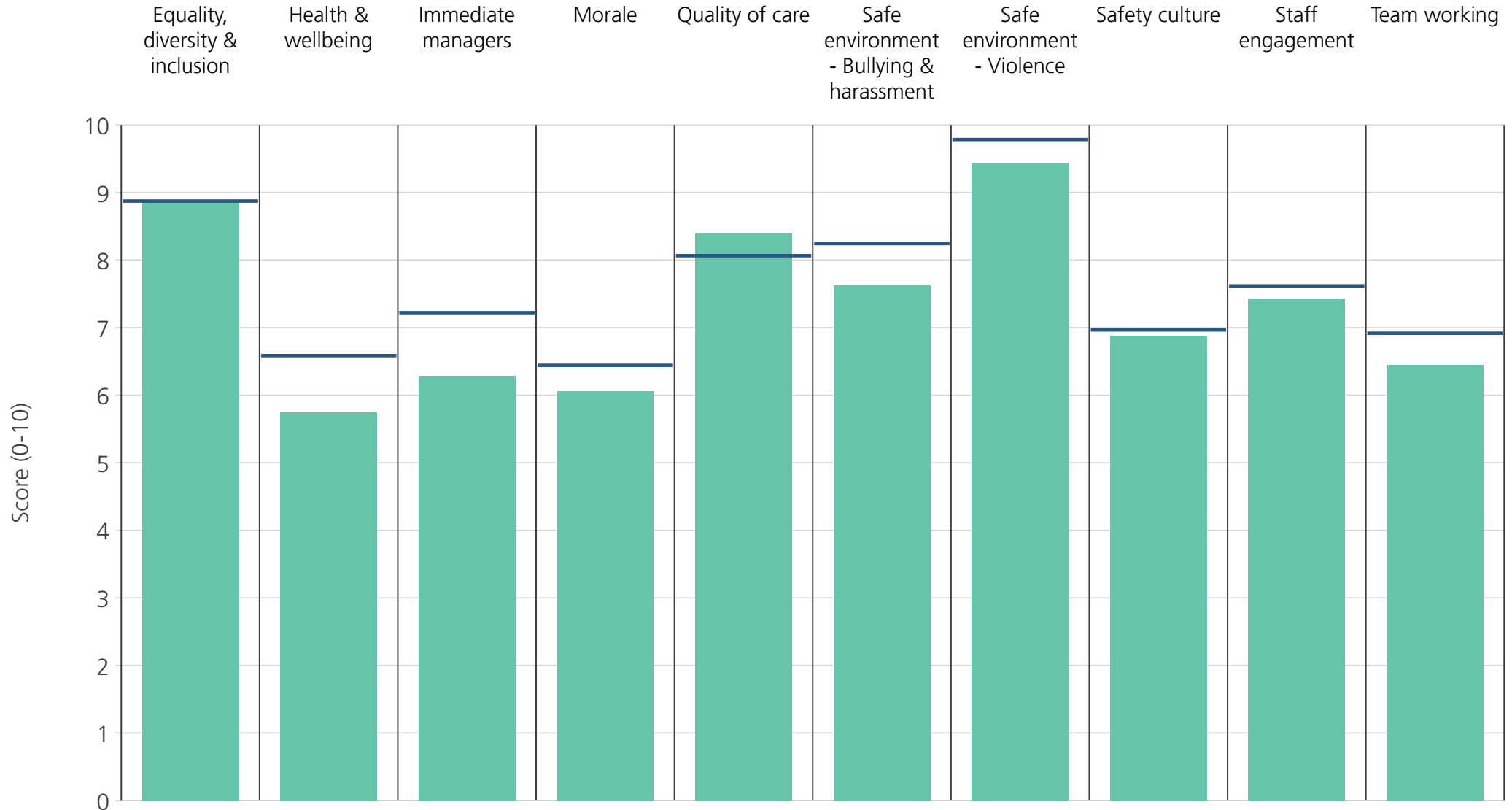


<b>Directorate</b>	7.0	5.5	7.4	6.0	8.5	7.9	9.9	7.2	7.6	6.8
<b>Your org</b>	8.9	6.6	7.2	6.4	8.1	8.2	9.8	7.0	7.6	6.9
<b>Responses</b>	22	22	23	23	20	22	23	23	22	21

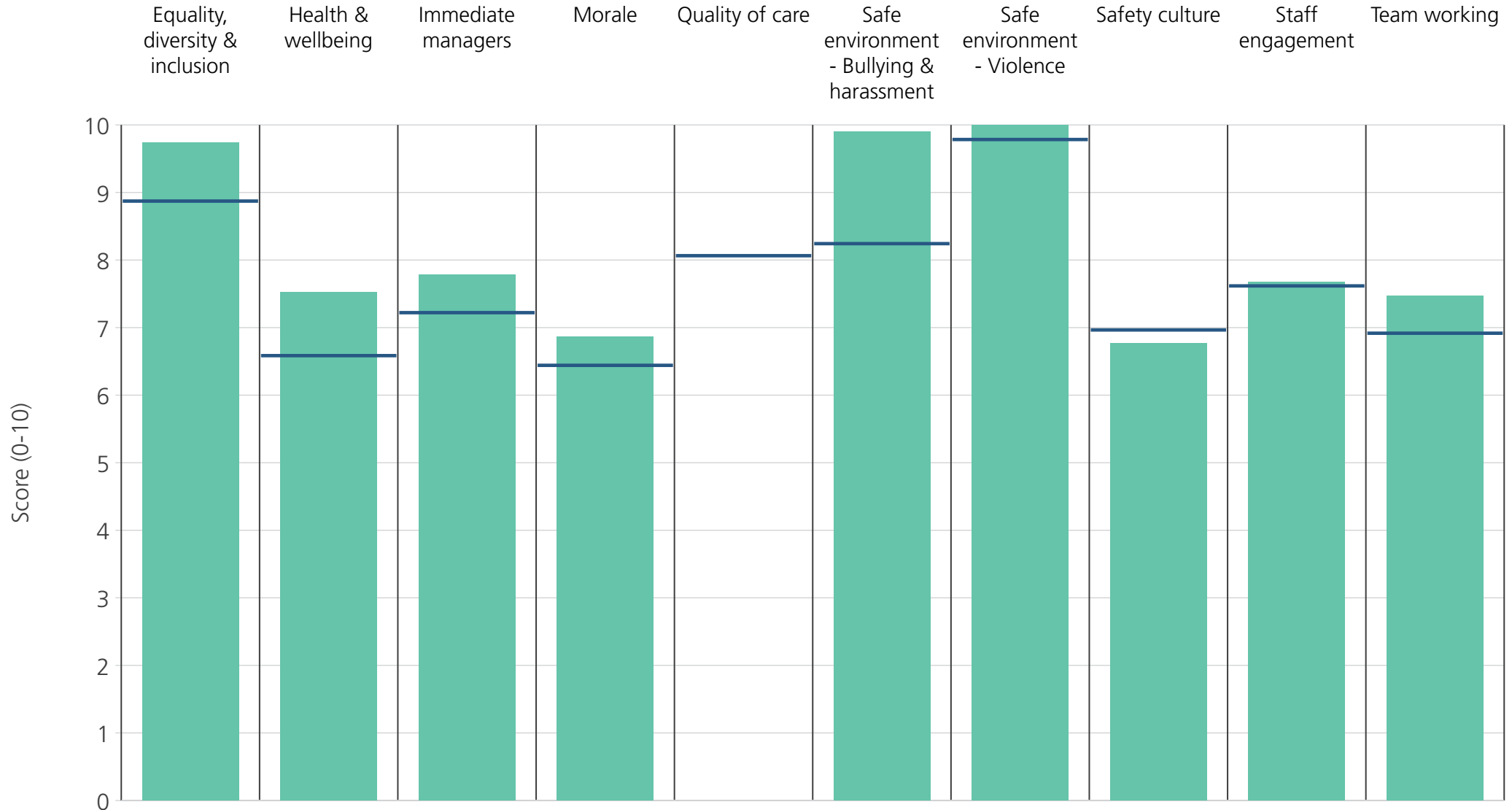


<b>Directorate</b>	9.5	7.1	7.3	6.4	8.1	8.8	10.0	6.5	7.4	6.1
<b>Your org</b>	8.9	6.6	7.2	6.4	8.1	8.2	9.8	7.0	7.6	6.9
<b>Responses</b>	14	14	14	14	8	14	14	14	14	14





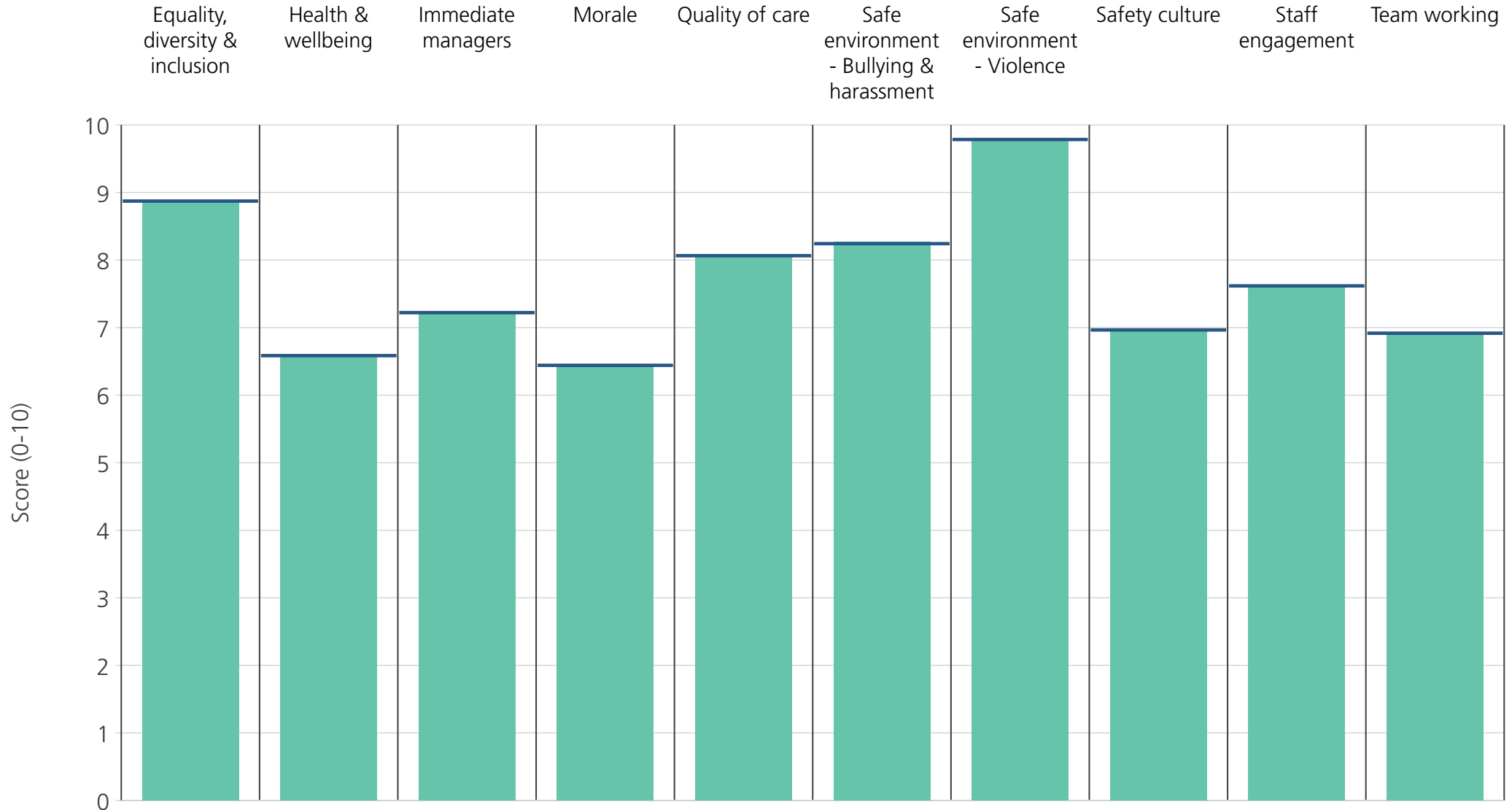
<b>Directorate</b>	8.9	5.7	6.3	6.1	8.4	7.6	9.4	6.9	7.4	6.4
<b>Your org</b>	8.9	6.6	7.2	6.4	8.1	8.2	9.8	7.0	7.6	6.9
<b>Responses</b>	88	88	87	85	81	87	87	88	87	85



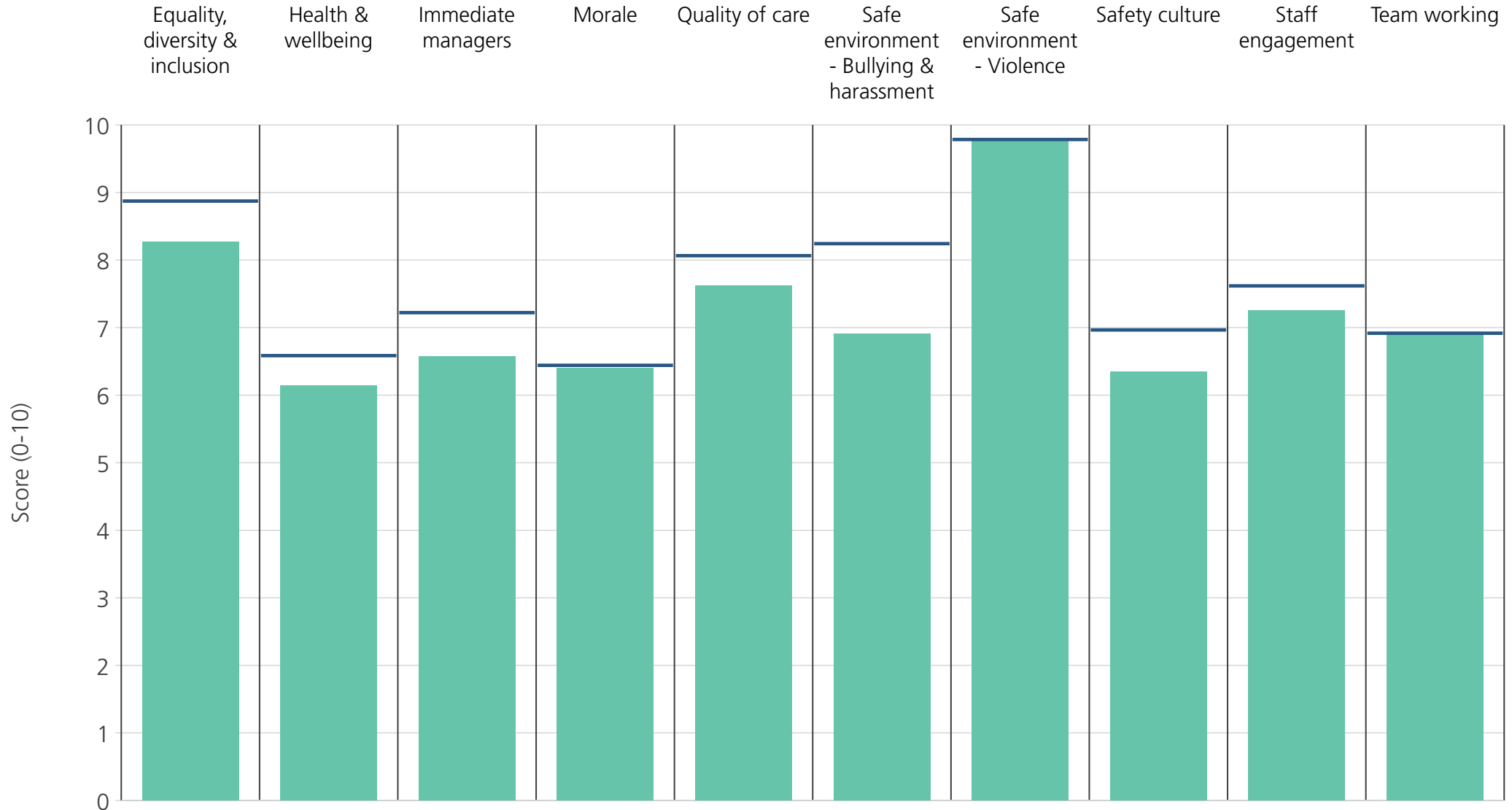
<b>Directorate</b>	9.7	7.5	7.8	6.9		9.9	10.0	6.8	7.7	7.5
<b>Your org</b>	8.9	6.6	7.2	6.4	8.1	8.2	9.8	7.0	7.6	6.9
<b>Responses</b>	35	35	35	35	7	35	34	34	35	35

# Directorates 2

Royal National Orthopaedic Hospital NHS Trust  
2020 NHS Staff Survey Results



<b>Directorate</b>	8.9	6.6	7.2	6.4	8.1	8.3	9.8	7.0	7.6	6.9
<b>Your org</b>	8.9	6.6	7.2	6.4	8.1	8.2	9.8	7.0	7.6	6.9
<b>Responses</b>	848	852	854	853	709	850	851	857	857	838



<b>Directorate</b>	8.3	6.1	6.6	6.4	7.6	6.9	9.8	6.4	7.3	6.9
<b>Your org</b>	8.9	6.6	7.2	6.4	8.1	8.2	9.8	7.0	7.6	6.9
<b>Responses</b>	14	14	14	14	14	14	14	14	14	13