

# NHS Bath and North East Somerset, Swindon and Wiltshire CCG

2020 NHS Staff Survey

**Directorate Report**

**Contents**

Introduction . . . . .	3
Themes – Directorates 1 . . . . .	4
983 Corporate Services Directorate (BSW) . . . . .	5
983 Executive Directorate (BSW) . . . . .	6
983 Finance Directorate (BSW) . . . . .	7
983 Locality Directorate - Swindon (BSW) . . . . .	8
983 Nursing & Quality Directorate (BSW) . . . . .	9
983 Strategy & Transformation Directorate (BSW) . . . . .	10
Other . . . . .	11
Themes – Directorates 2 . . . . .	12
983 BSW Southgate House . . . . .	13
983 BSW The Pierre Simonet Building . . . . .	14
983_948 NHS Swindon CCG . . . . .	15
983_948 The Pierre Simonet Building . . . . .	16
983_982 NHS Bath and North East Somerset CCG . . . . .	17
Other . . . . .	18

This directorate report for NHS Bath and North East Somerset, Swindon and Wiltshire CCG contains results by directorate for themes from the 2020 NHS Staff Survey. These results are compared to the unweighted average for your organisation.

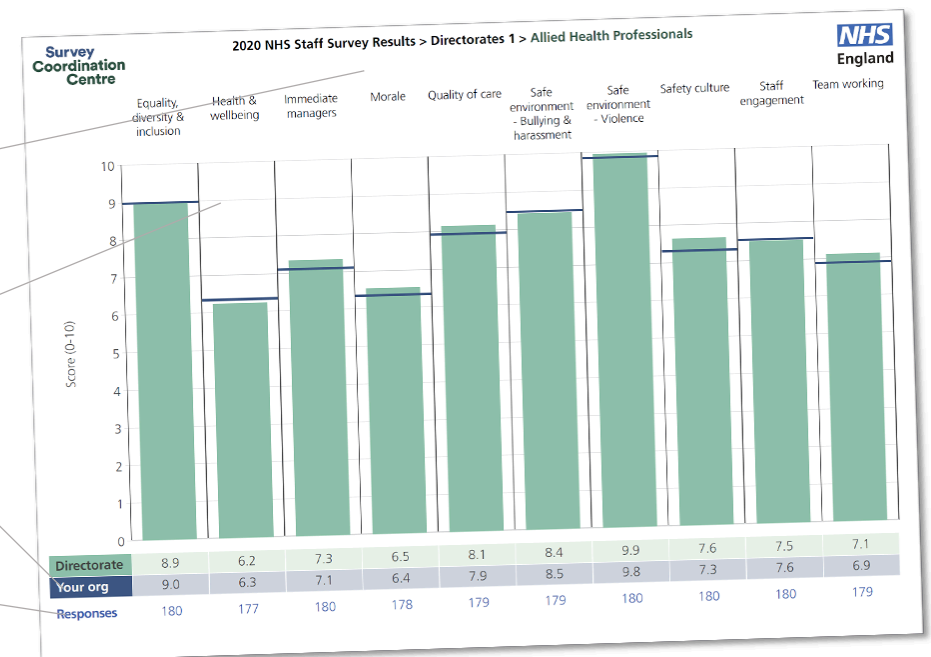
The directorate breakdowns used in this report were provided and defined by NHS Bath and North East Somerset, Swindon and Wiltshire CCG. Details of how the theme scores were calculated are included in the Technical Document, available to download from our [results website](#).

## Key features

Breakdown type and **directorate name** are specified in the header. Black text in the header is hyperlinked: clicking on '2020 NHS Staff Survey Results' navigates back to the contents page.

Directorate results are presented in the context of the (unweighted) **organisation average ('Your org')**, so it is easy to tell if a directorate is performing better or worse than the organisation average. For all themes, a higher score is a better result than a lower score.

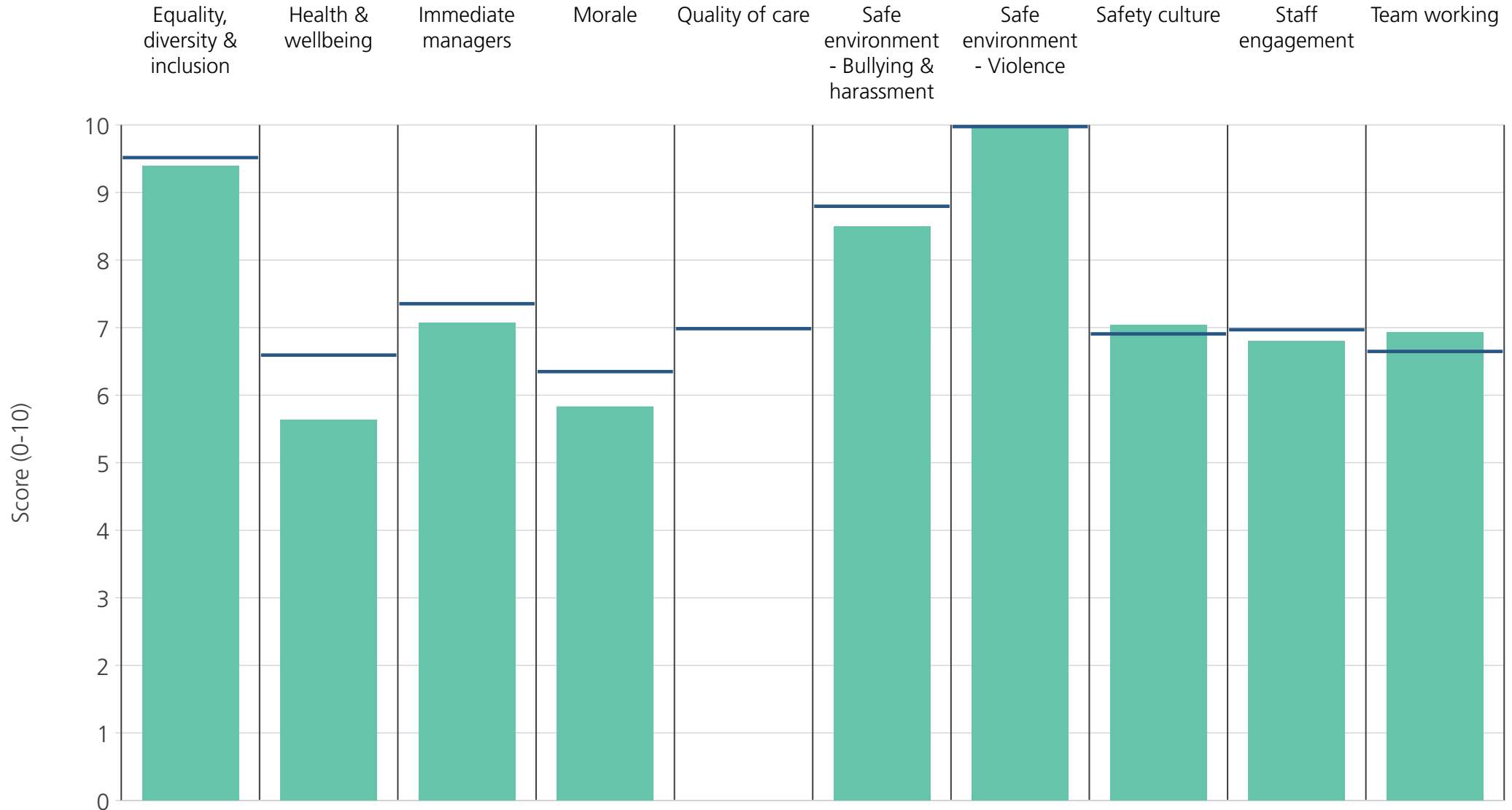
The **number of responses** feeding into each theme score **for the given directorate** is specified below the table containing the directorate and trust scores.



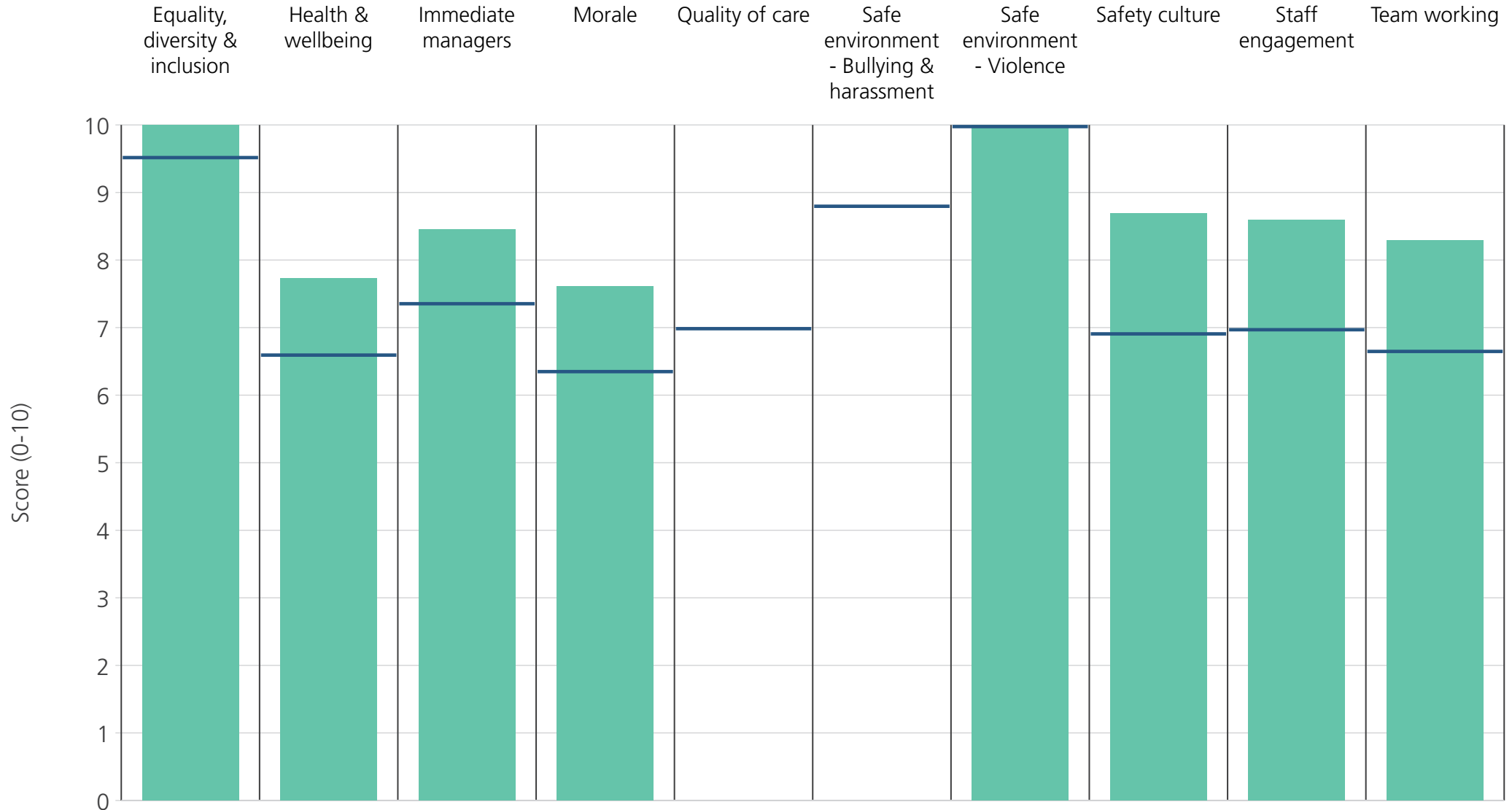
**! Note:** when there are less than 11 responses in a group, results are suppressed to protect staff confidentiality

# Directorates 1

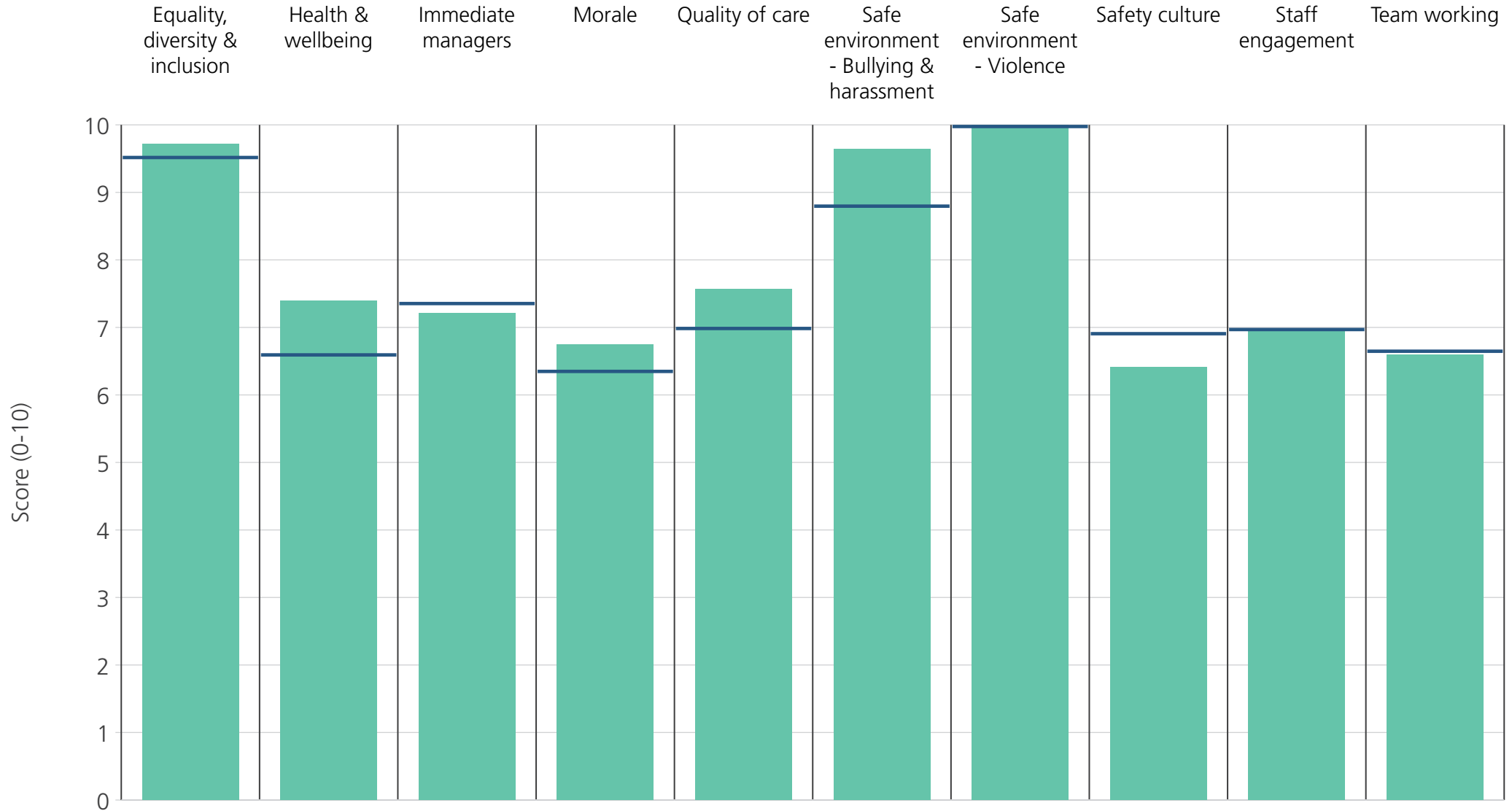
NHS Bath and North East Somerset, Swindon and Wiltshire CCG  
2020 NHS Staff Survey Results



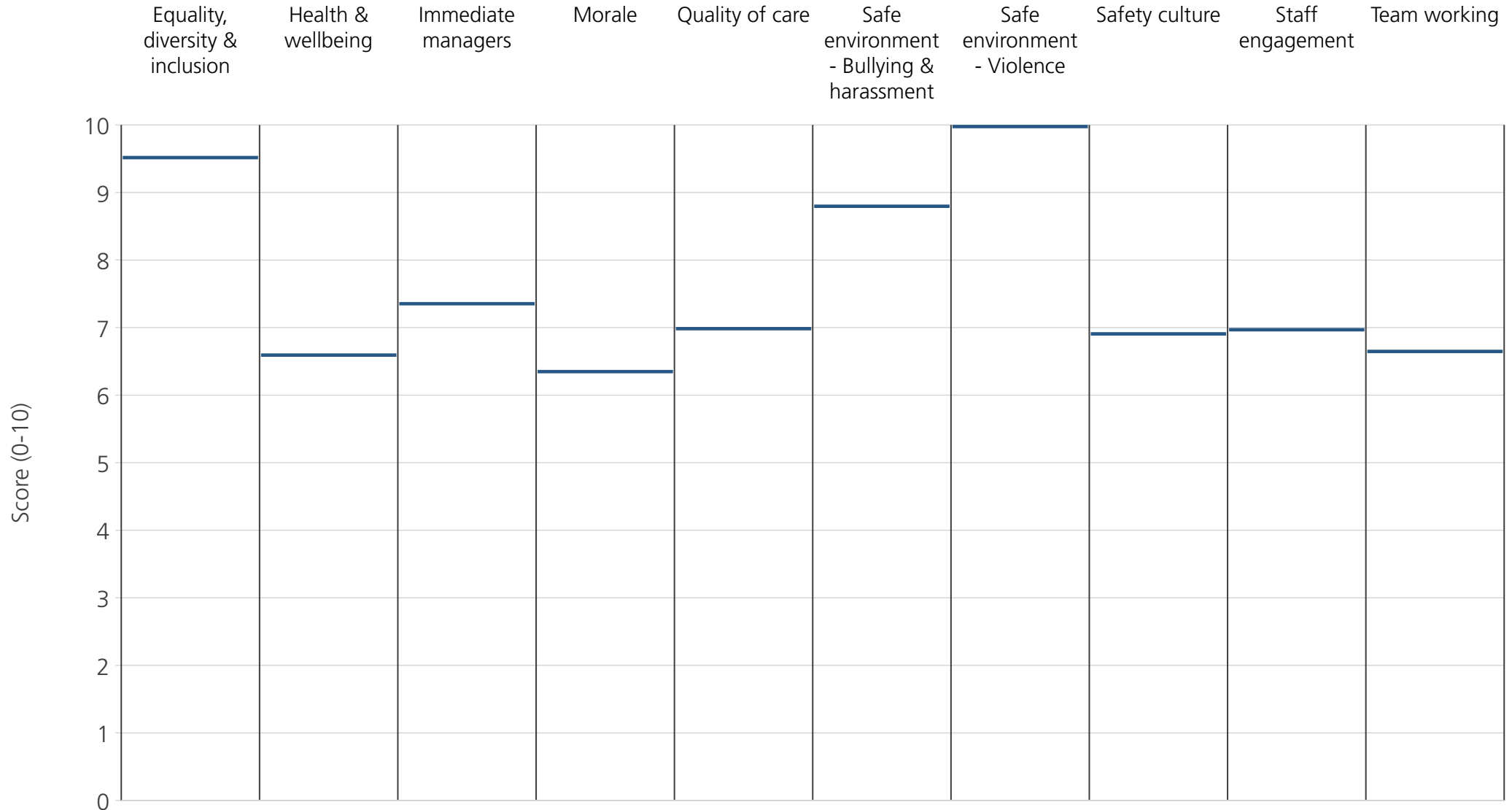
<b>Directorate</b>	9.4	5.6	7.1	5.8	7.0	8.5	10.0	7.0	6.8	6.9
<b>Your org</b>	9.5	6.6	7.4	6.3	7.0	8.8	10.0	6.9	7.0	6.6
<b>Responses</b>	22	22	22	21	6	20	22	22	22	22



<b>Directorate</b>	10.0	7.7	8.5	7.6			10.0	8.7	8.6	8.3
<b>Your org</b>	9.5	6.6	7.4	6.3	7.0	8.8	10.0	6.9	7.0	6.6
<b>Responses</b>	11	11	11	11	7	10	11	11	11	11

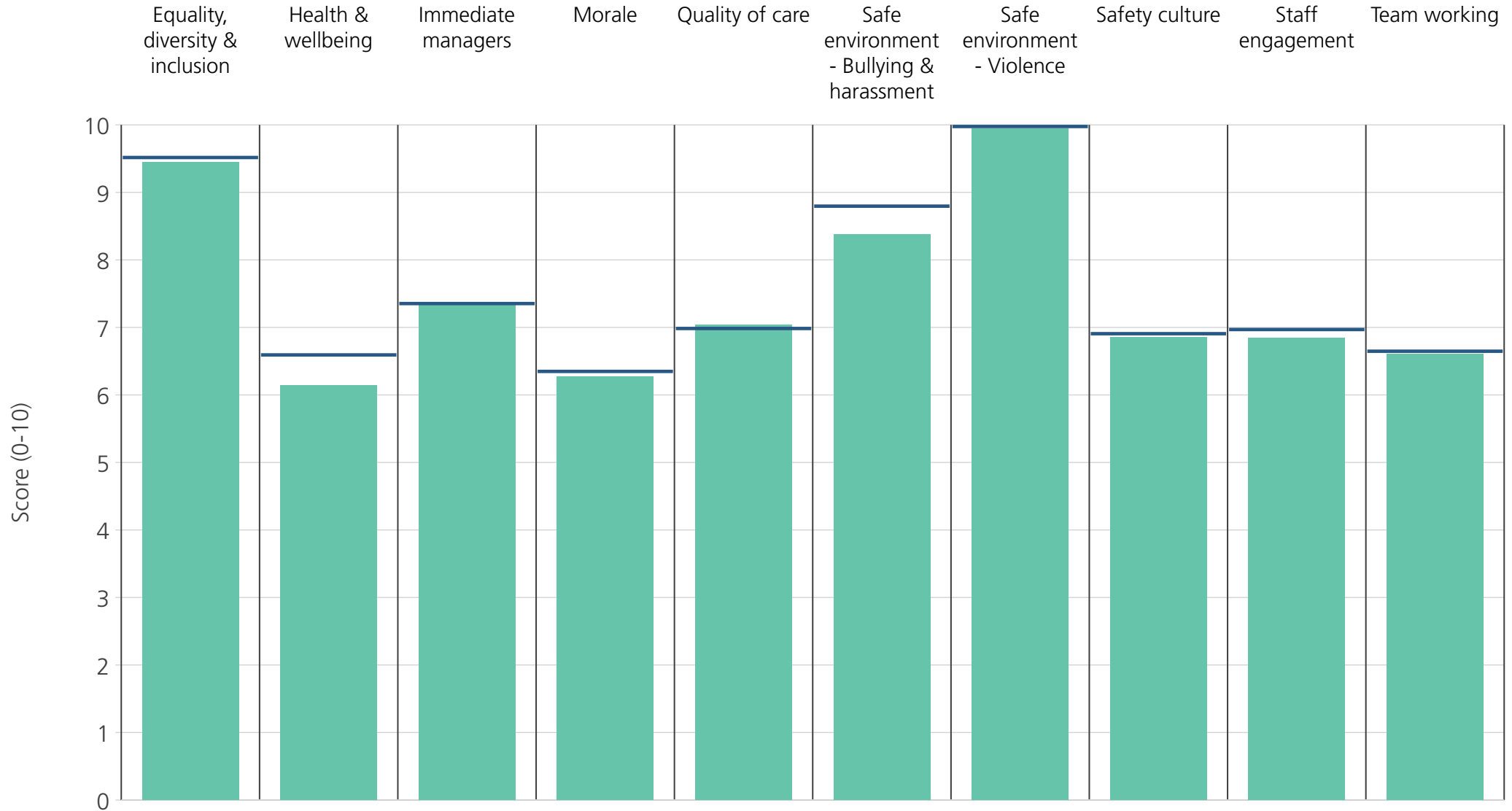


<b>Directorate</b>	9.7	7.4	7.2	6.7	7.6	9.6	10.0	6.4	7.0	6.6
<b>Your org</b>	9.5	6.6	7.4	6.3	7.0	8.8	10.0	6.9	7.0	6.6
<b>Responses</b>	47	47	47	46	13	47	47	46	47	47

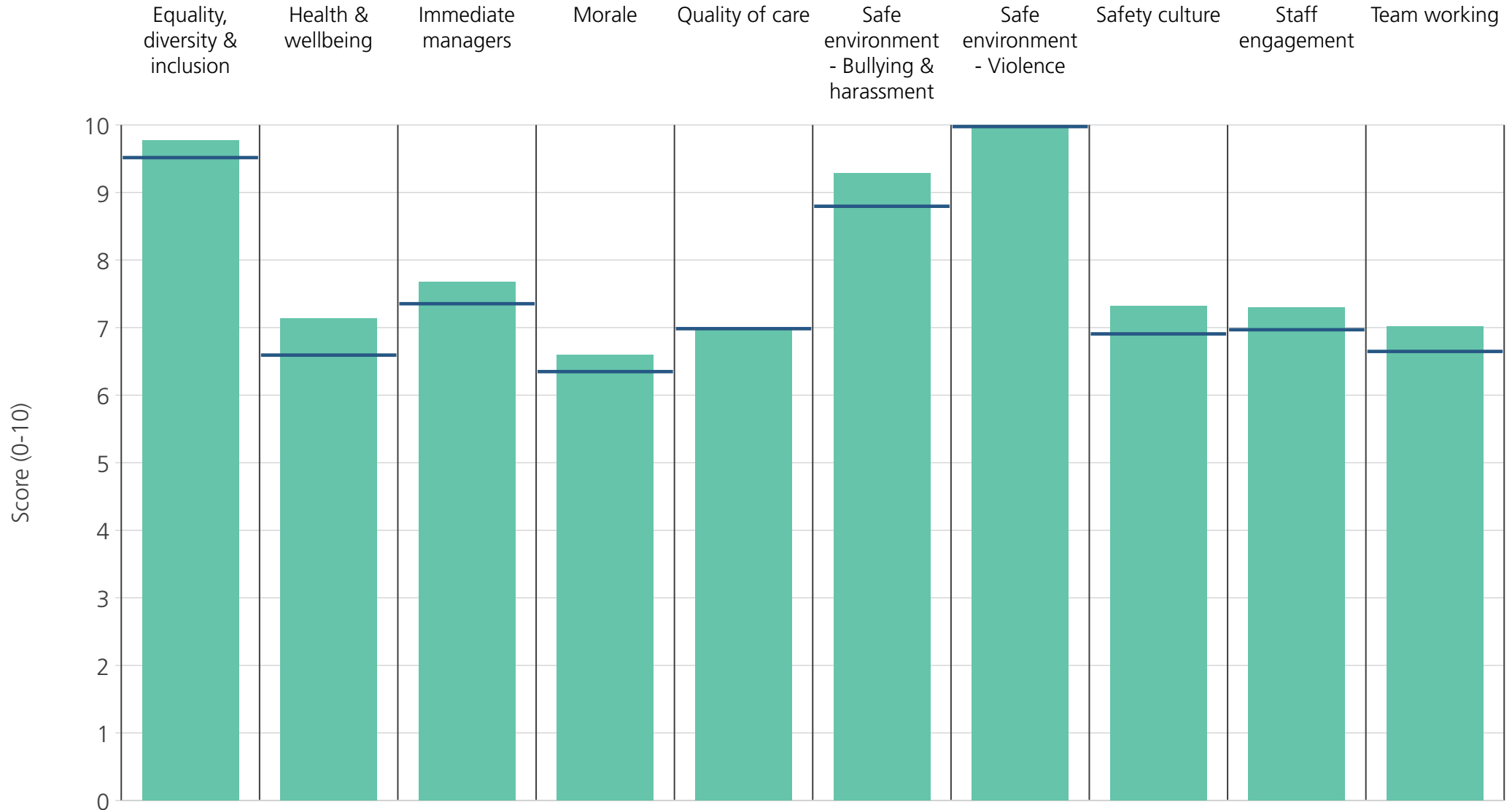


Directorate										
Your org	9.5	6.6	7.4	6.3	7.0	8.8	10.0	6.9	7.0	6.6
Responses	8	8	8	8	6	7	8	8	8	8

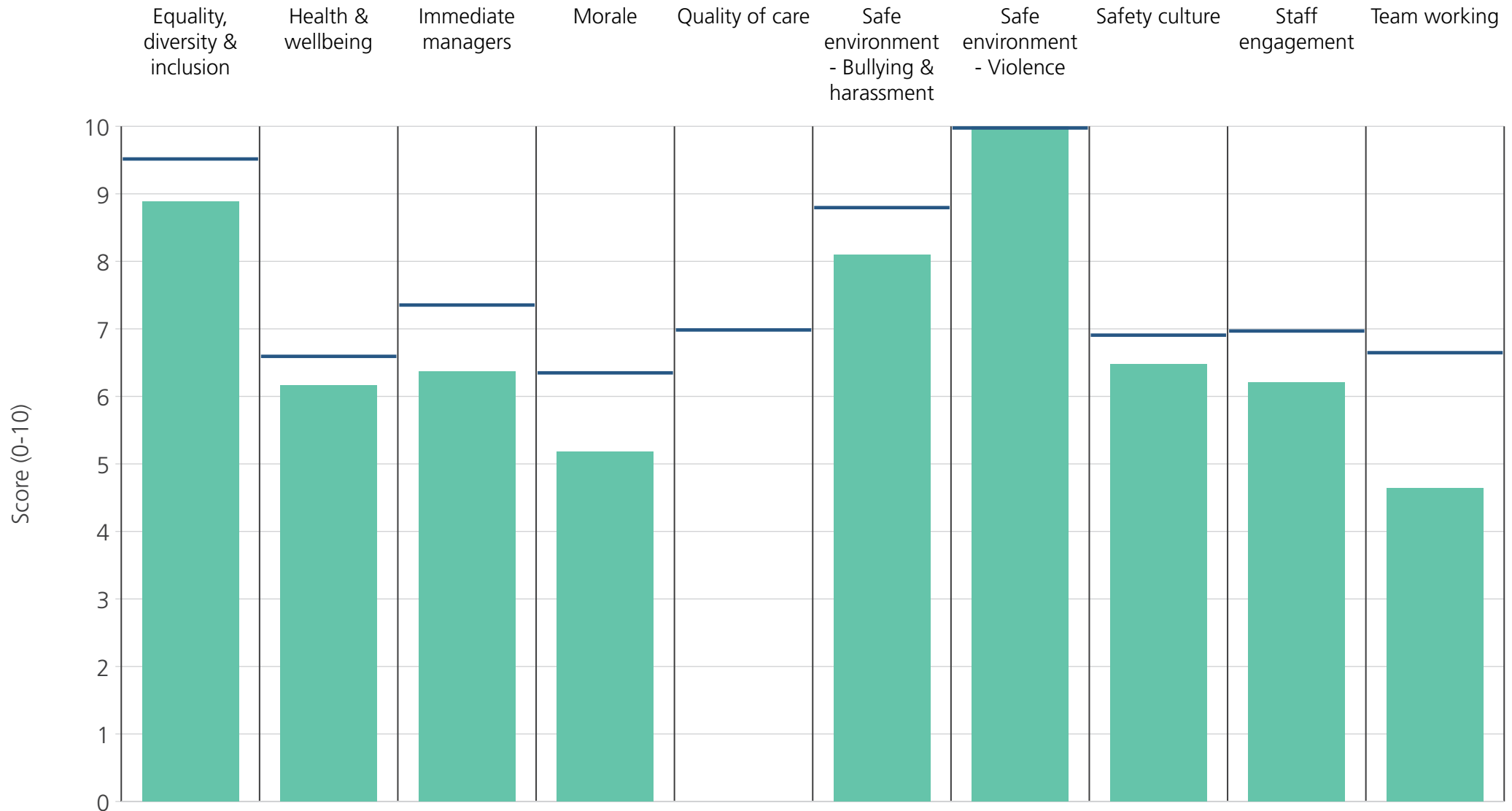




<b>Directorate</b>	9.4	6.1	7.3	6.3	7.0	8.4	9.9	6.9	6.8	6.6
<b>Your org</b>	9.5	6.6	7.4	6.3	7.0	8.8	10.0	6.9	7.0	6.6
<b>Responses</b>	113	114	114	111	91	109	113	113	116	116



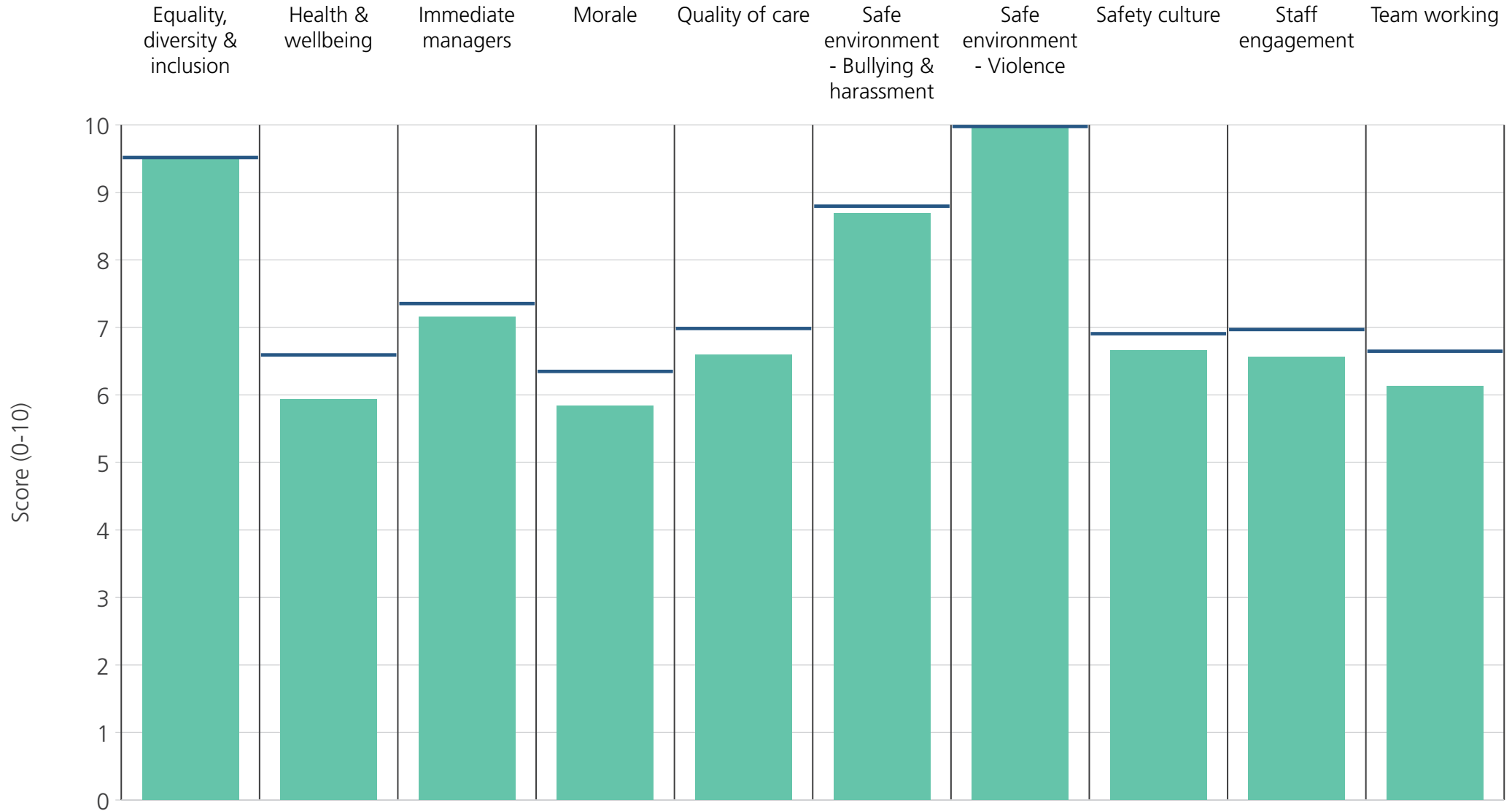
<b>Directorate</b>	9.8	7.1	7.7	6.6	7.0	9.3	10.0	7.3	7.3	7.0
<b>Your org</b>	9.5	6.6	7.4	6.3	7.0	8.8	10.0	6.9	7.0	6.6
<b>Responses</b>	58	59	59	59	39	56	59	58	59	59



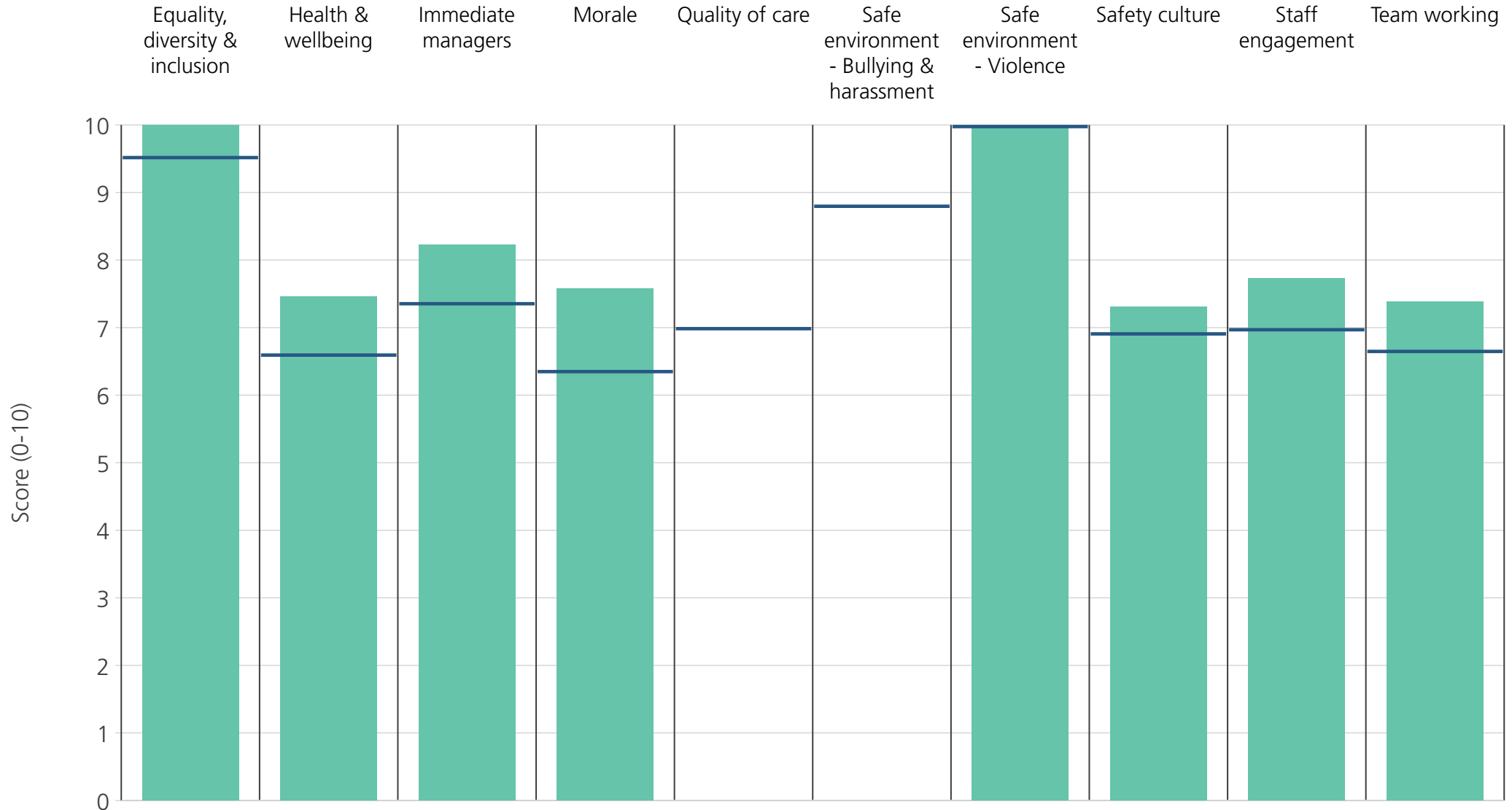
<b>Directorate</b>	8.9	6.2	6.4	5.2	7.0	8.1	10.0	6.5	6.2	4.6
<b>Your org</b>	9.5	6.6	7.4	6.3	7.0	8.8	10.0	6.9	7.0	6.6
<b>Responses</b>	15	15	15	15	10	14	15	15	15	14

# Directorates 2

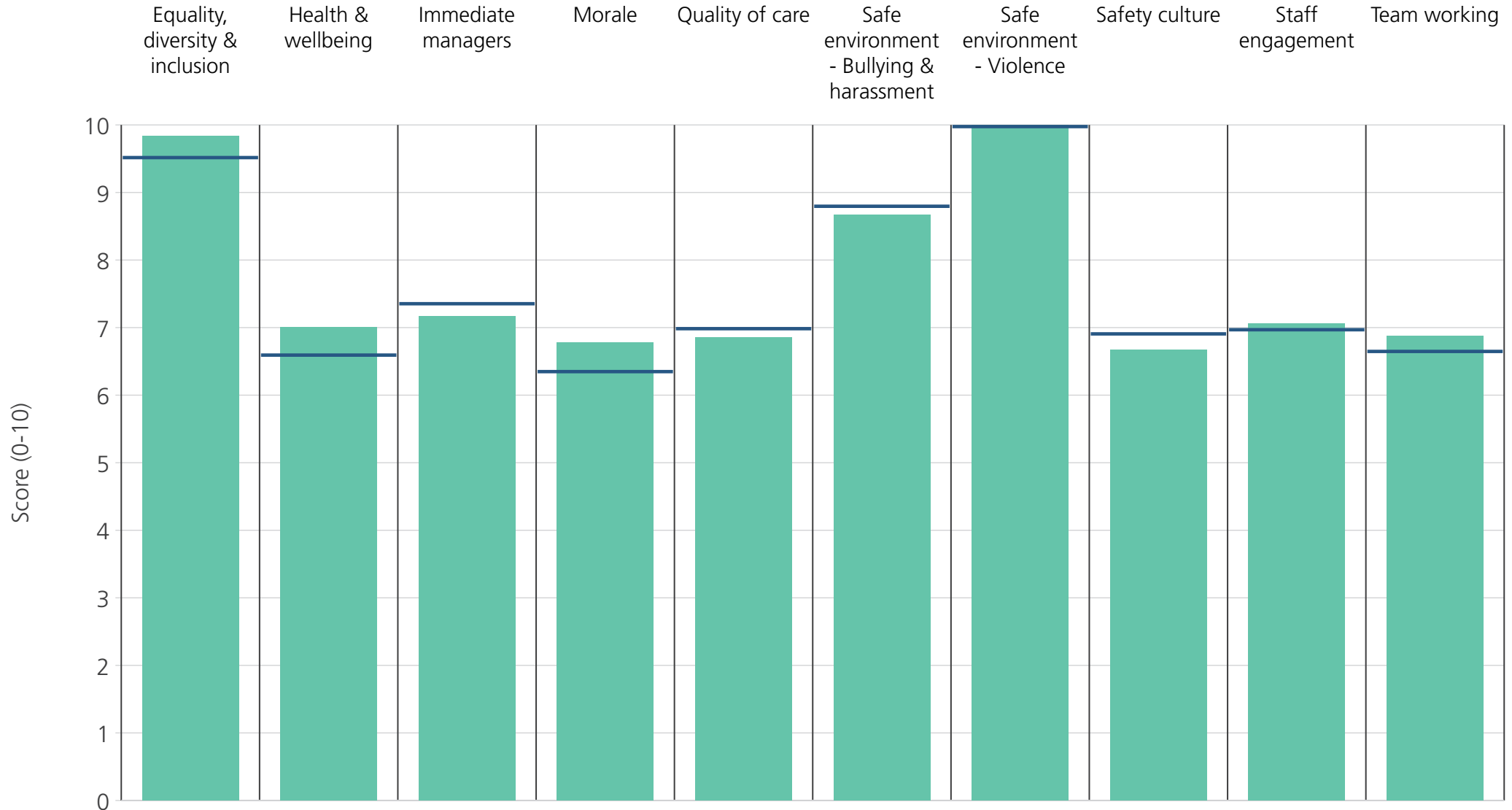
NHS Bath and North East Somerset, Swindon and Wiltshire CCG  
2020 NHS Staff Survey Results



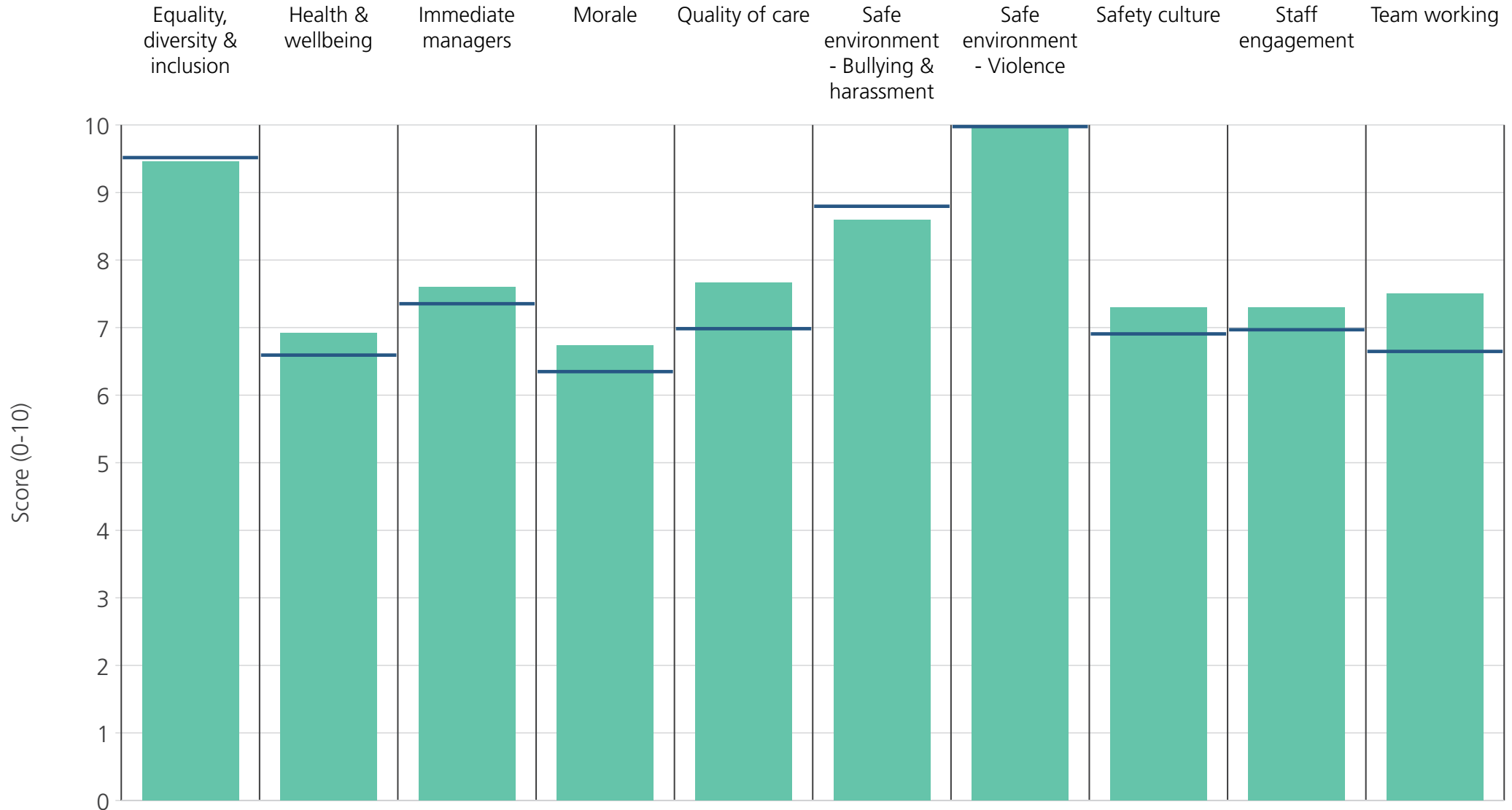
<b>Directorate</b>	9.5	5.9	7.2	5.8	6.6	8.7	10.0	6.7	6.6	6.1
<b>Your org</b>	9.5	6.6	7.4	6.3	7.0	8.8	10.0	6.9	7.0	6.6
<b>Responses</b>	107	109	109	108	76	104	108	106	110	110



<b>Directorate</b>	10.0	7.5	8.2	7.6			10.0	7.3	7.7	7.4
<b>Your org</b>	9.5	6.6	7.4	6.3	7.0	8.8	10.0	6.9	7.0	6.6
<b>Responses</b>	11	11	11	11	10	10	11	11	11	11

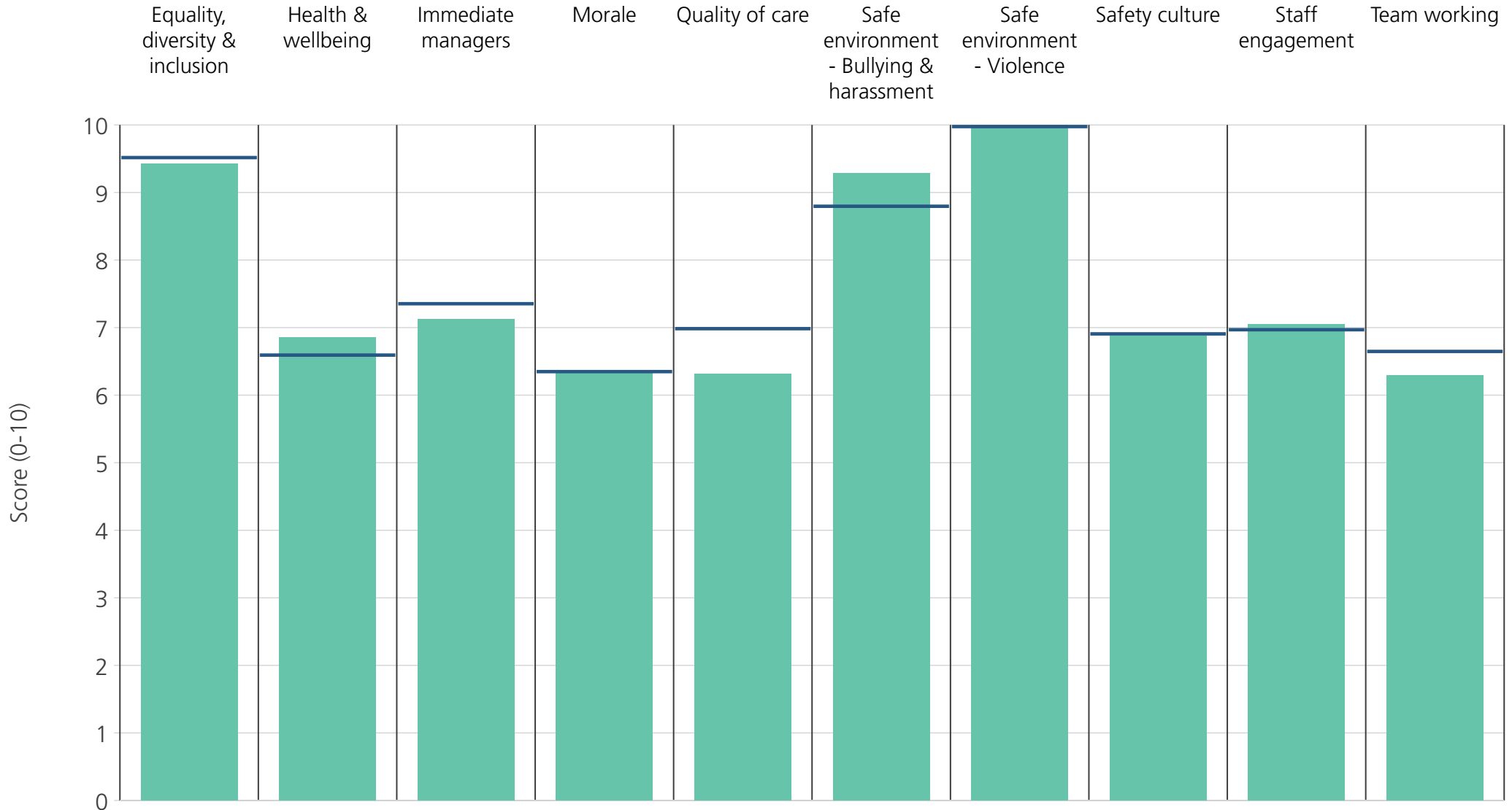


<b>Directorate</b>	9.8	7.0	7.2	6.8	6.9	8.7	10.0	6.7	7.1	6.9
<b>Your org</b>	9.5	6.6	7.4	6.3	7.0	8.8	10.0	6.9	7.0	6.6
<b>Responses</b>	15	15	15	15	11	15	15	15	15	14

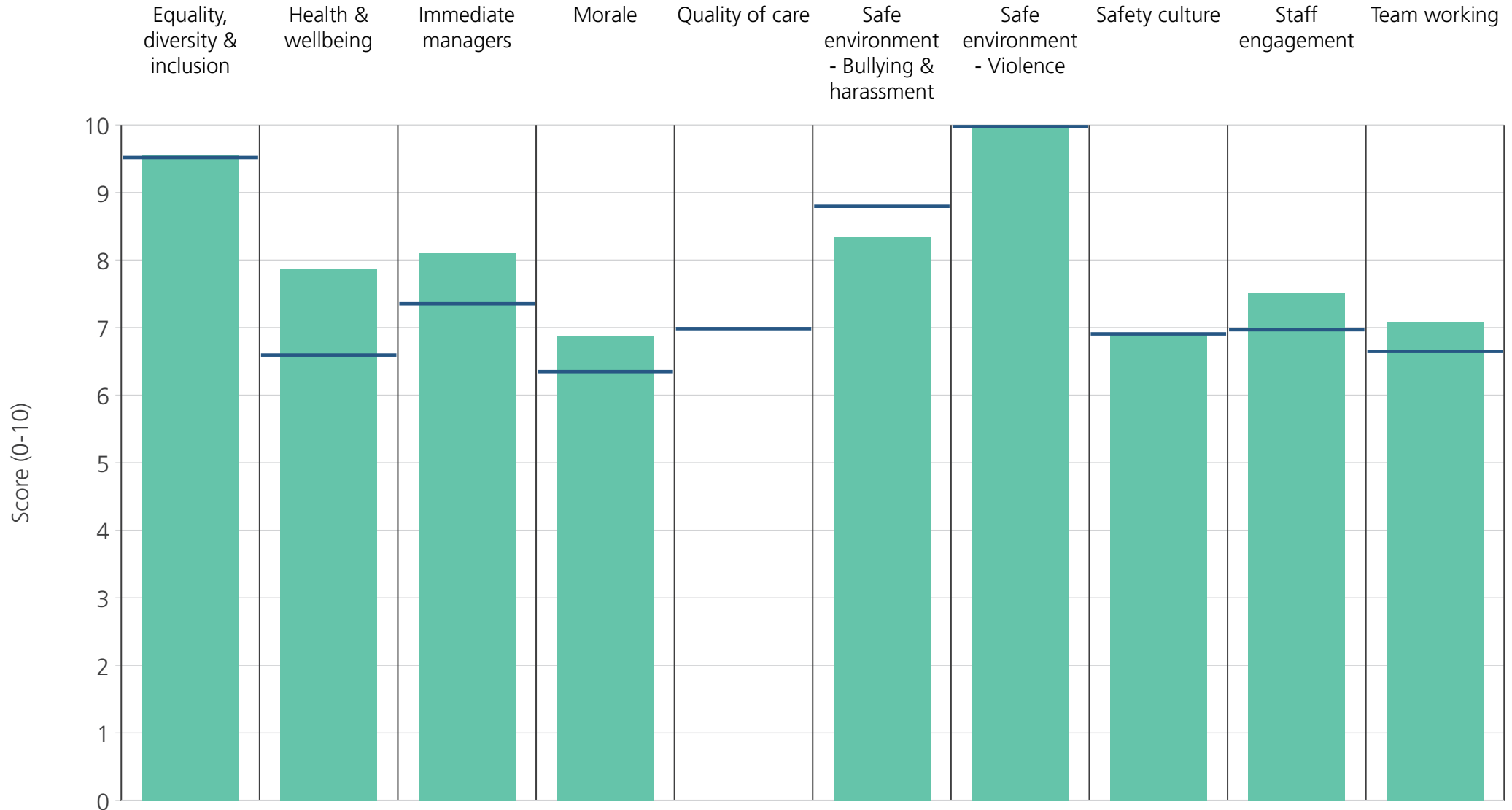


<b>Directorate</b>	9.5	6.9	7.6	6.7	7.7	8.6	10.0	7.3	7.3	7.5
<b>Your org</b>	9.5	6.6	7.4	6.3	7.0	8.8	10.0	6.9	7.0	6.6
<b>Responses</b>	69	69	69	67	47	64	69	69	70	70





<b>Directorate</b>	9.4	6.9	7.1	6.4	6.3	9.3	10.0	6.9	7.1	6.3
<b>Your org</b>	9.5	6.6	7.4	6.3	7.0	8.8	10.0	6.9	7.0	6.6
<b>Responses</b>	57	57	57	55	20	56	57	57	57	57



<b>Directorate</b>	9.6	7.9	8.1	6.9	7.0	8.3	10.0	6.9	7.5	7.1
<b>Your org</b>	9.5	6.6	7.4	6.3	7.0	8.8	10.0	6.9	7.0	6.6
<b>Responses</b>	15	15	15	15	8	14	15	15	15	15