

# NHS South East London CCG

2020 NHS Staff Survey

**Directorate Report**

**Contents**

Introduction . . . . .	3
Themes – Directorates 1 . . . . .	4
Bexley . . . . .	5
Bromley . . . . .	6
Greenwich . . . . .	7
Lambeth . . . . .	8
Lewisham . . . . .	9
SEL . . . . .	10
Southwark . . . . .	11

This directorate report for NHS South East London CCG contains results by directorate for themes from the 2020 NHS Staff Survey. These results are compared to the unweighted average for your organisation.

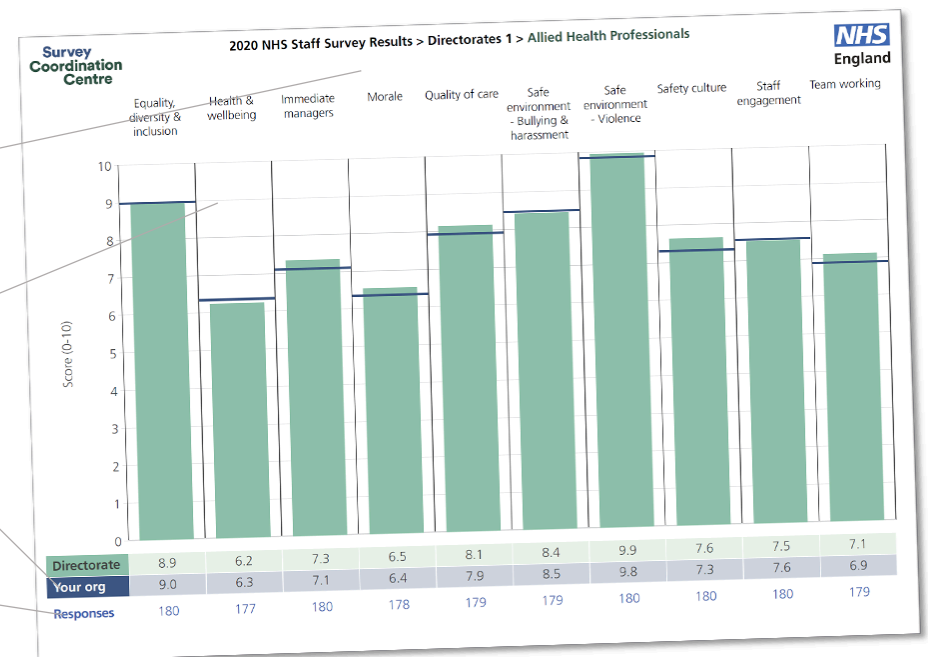
The directorate breakdowns used in this report were provided and defined by NHS South East London CCG. Details of how the theme scores were calculated are included in the Technical Document, available to download from our [results website](#).

## Key features

Breakdown type and **directorate name** are specified in the header. Black text in the header is hyperlinked: clicking on '2020 NHS Staff Survey Results' navigates back to the contents page.

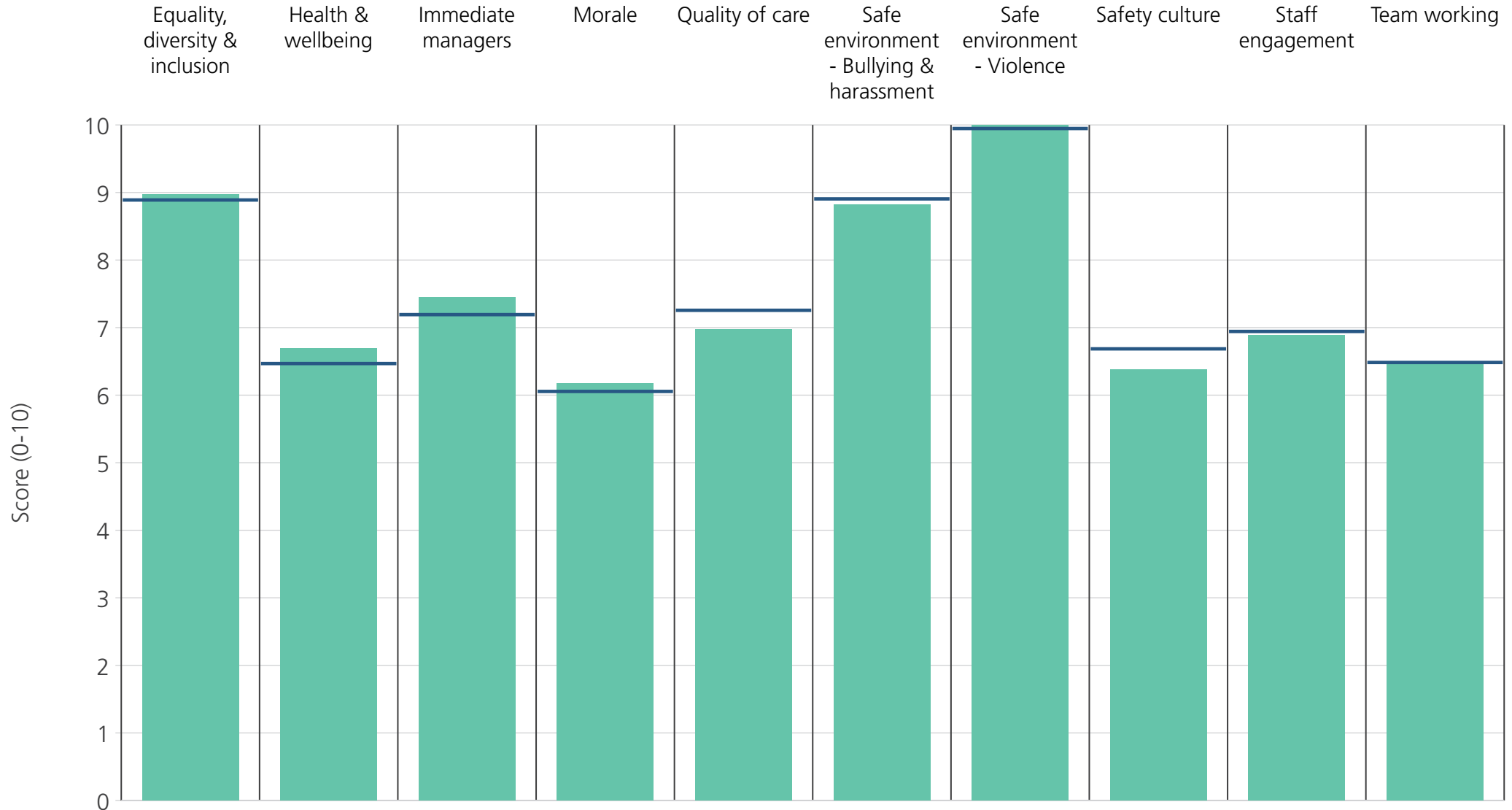
Directorate results are presented in the context of the (unweighted) **organisation average ('Your org')**, so it is easy to tell if a directorate is performing better or worse than the organisation average. For all themes, a higher score is a better result than a lower score.

The **number of responses** feeding into each theme score **for the given directorate** is specified below the table containing the directorate and trust scores.

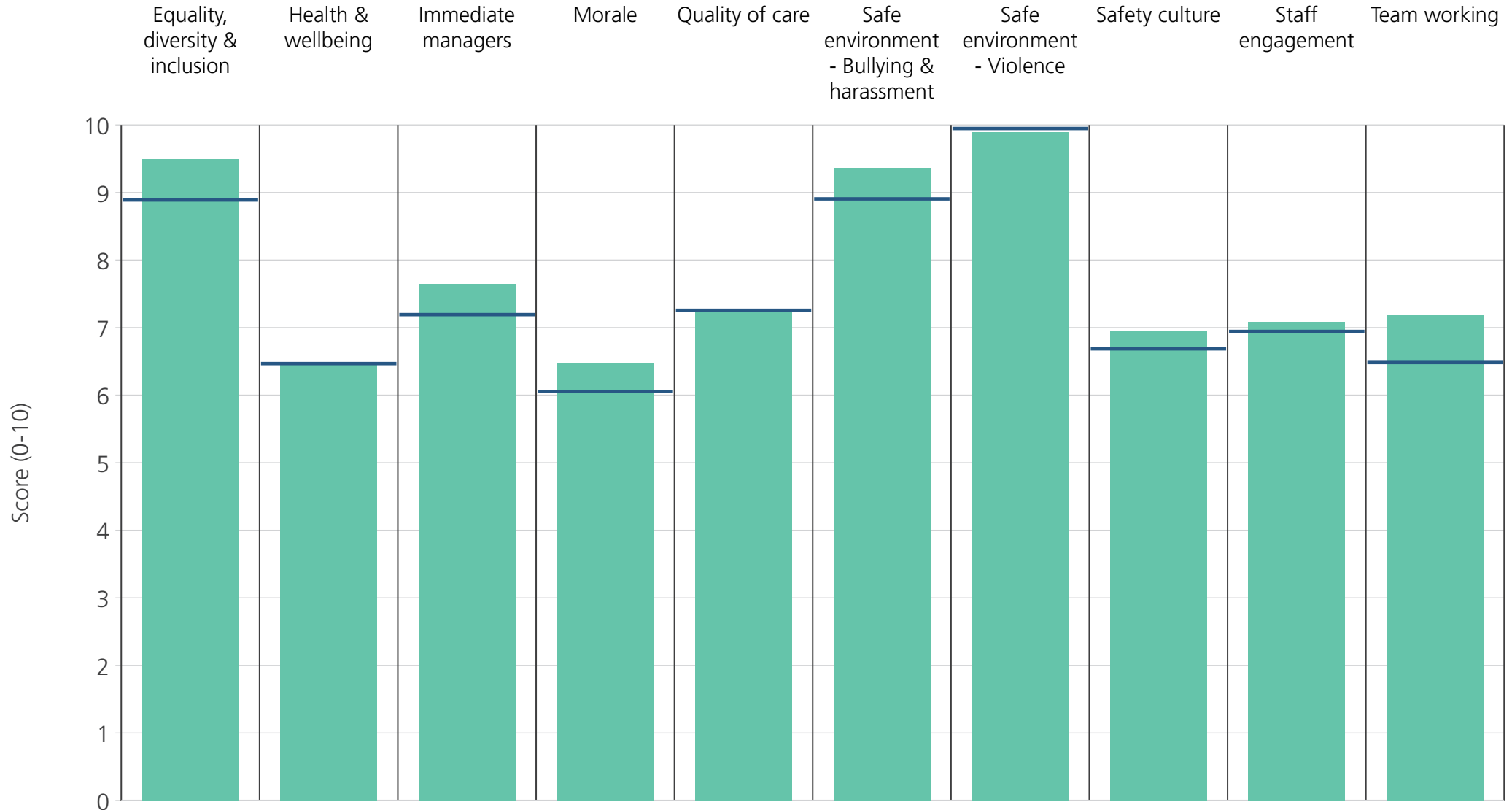


**! Note:** when there are less than 11 responses in a group, results are suppressed to protect staff confidentiality

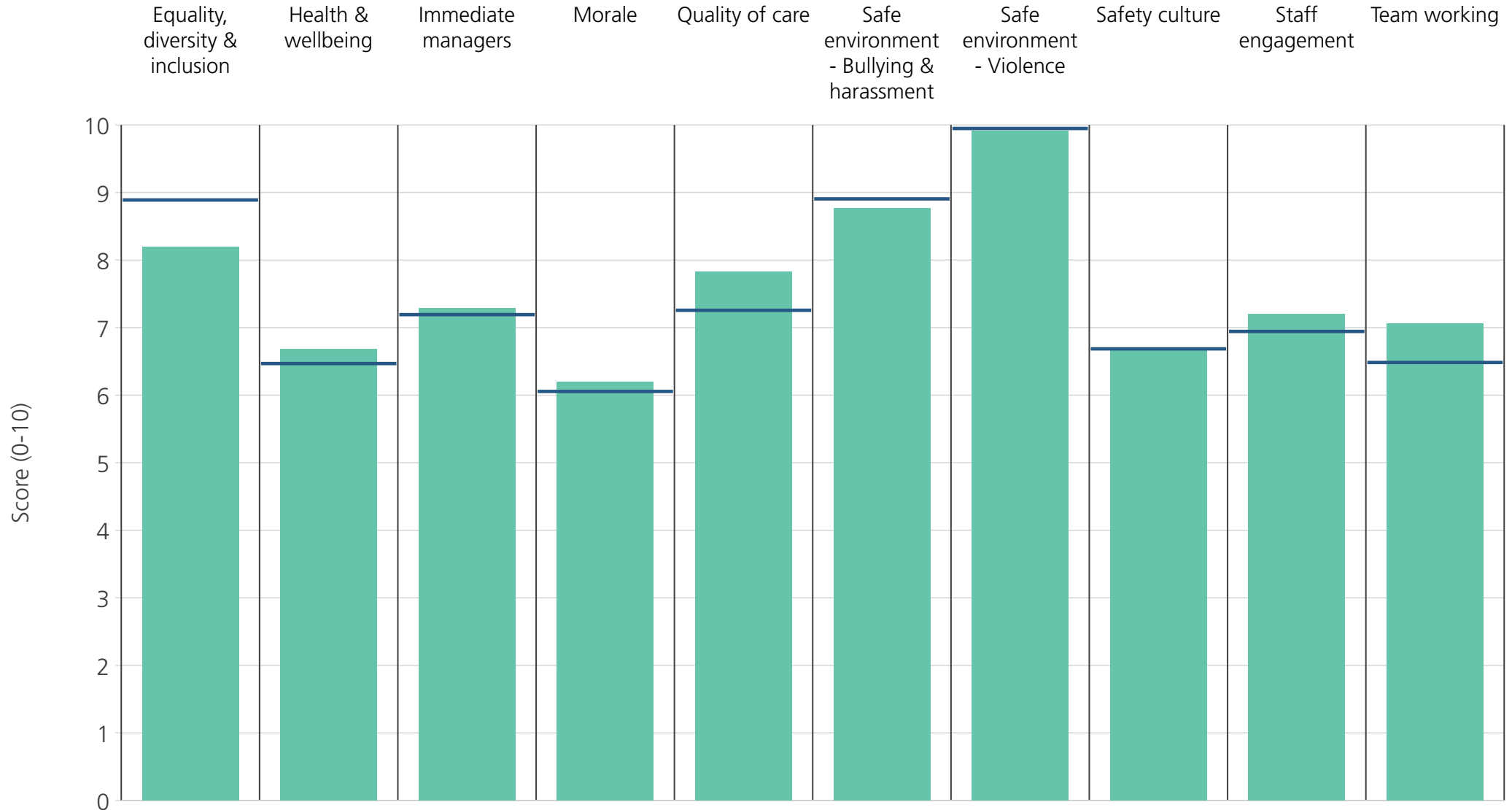
# Directorates 1



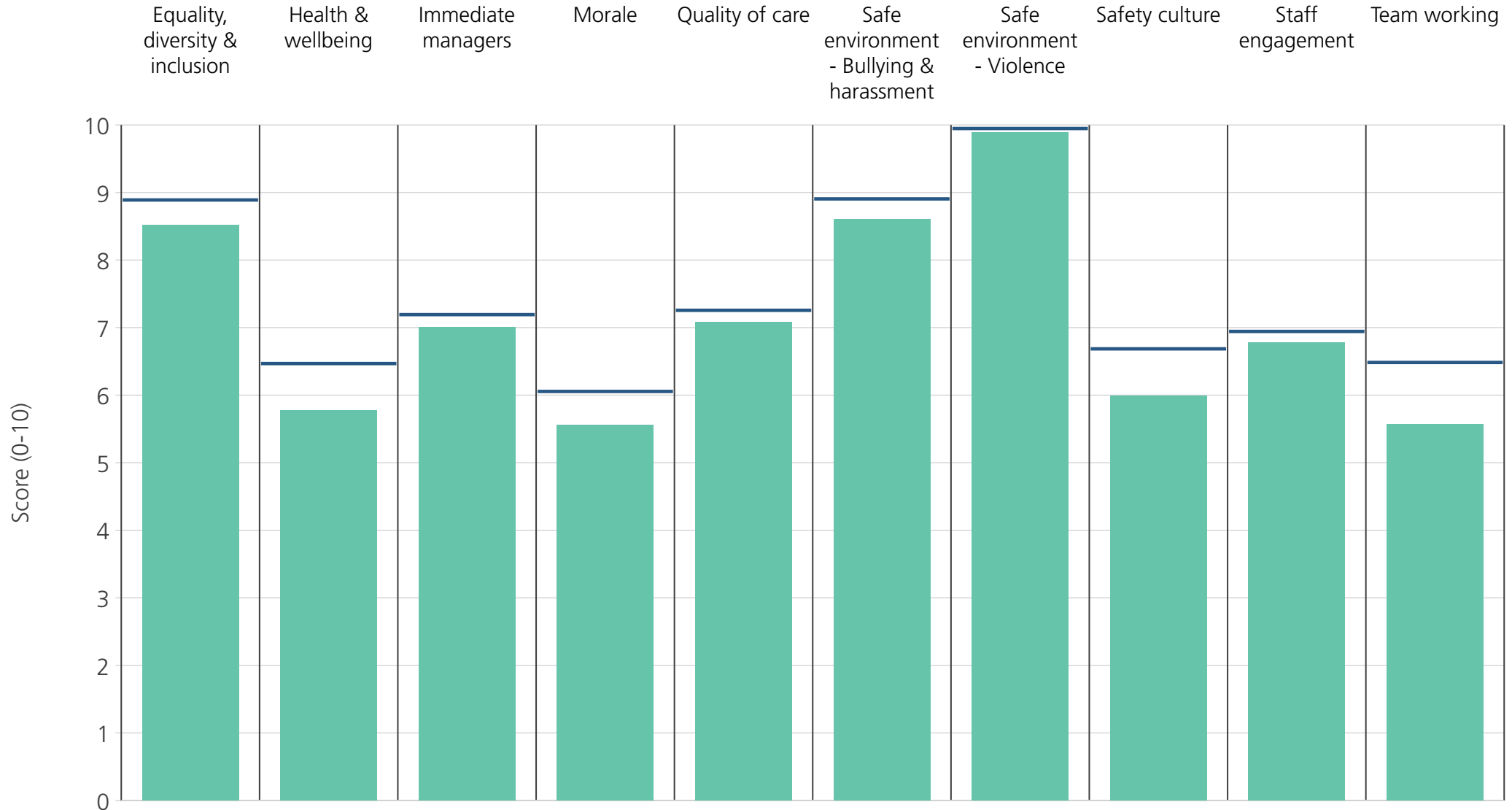
<b>Directorate</b>	9.0	6.7	7.4	6.2	7.0	8.8	10.0	6.4	6.9	6.5
<b>Your org</b>	8.9	6.5	7.2	6.1	7.3	8.9	9.9	6.7	6.9	6.5
<b>Responses</b>	35	35	35	33	22	34	35	35	36	36



<b>Directorate</b>	9.5	6.5	7.6	6.5	7.2	9.4	9.9	6.9	7.1	7.2
<b>Your org</b>	8.9	6.5	7.2	6.1	7.3	8.9	9.9	6.7	6.9	6.5
<b>Responses</b>	44	44	44	44	25	42	44	44	44	44

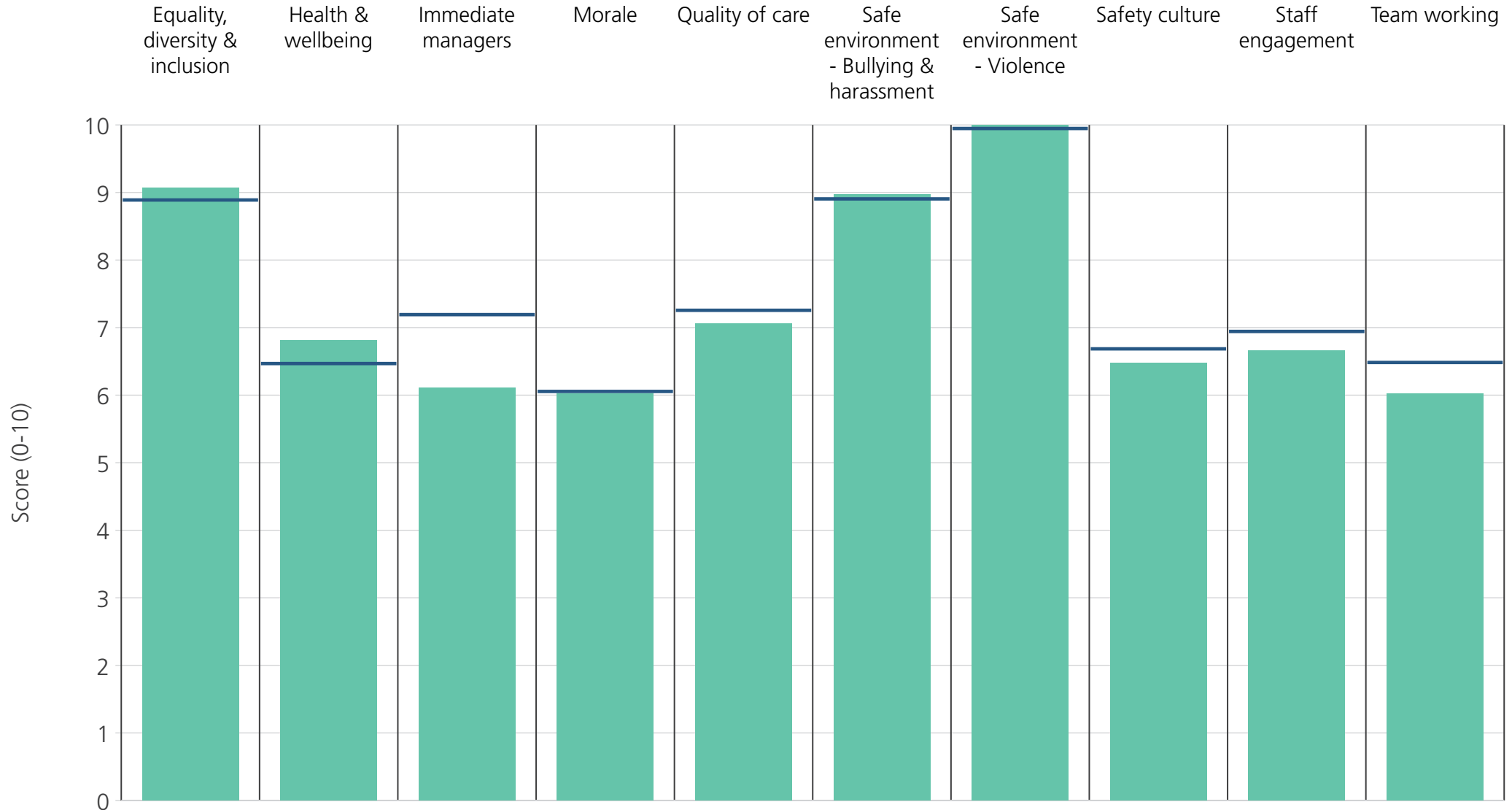


<b>Directorate</b>	8.2	6.7	7.3	6.2	7.8	8.8	9.9	6.7	7.2	7.1
<b>Your org</b>	8.9	6.5	7.2	6.1	7.3	8.9	9.9	6.7	6.9	6.5
<b>Responses</b>	37	37	37	37	27	35	37	37	37	37

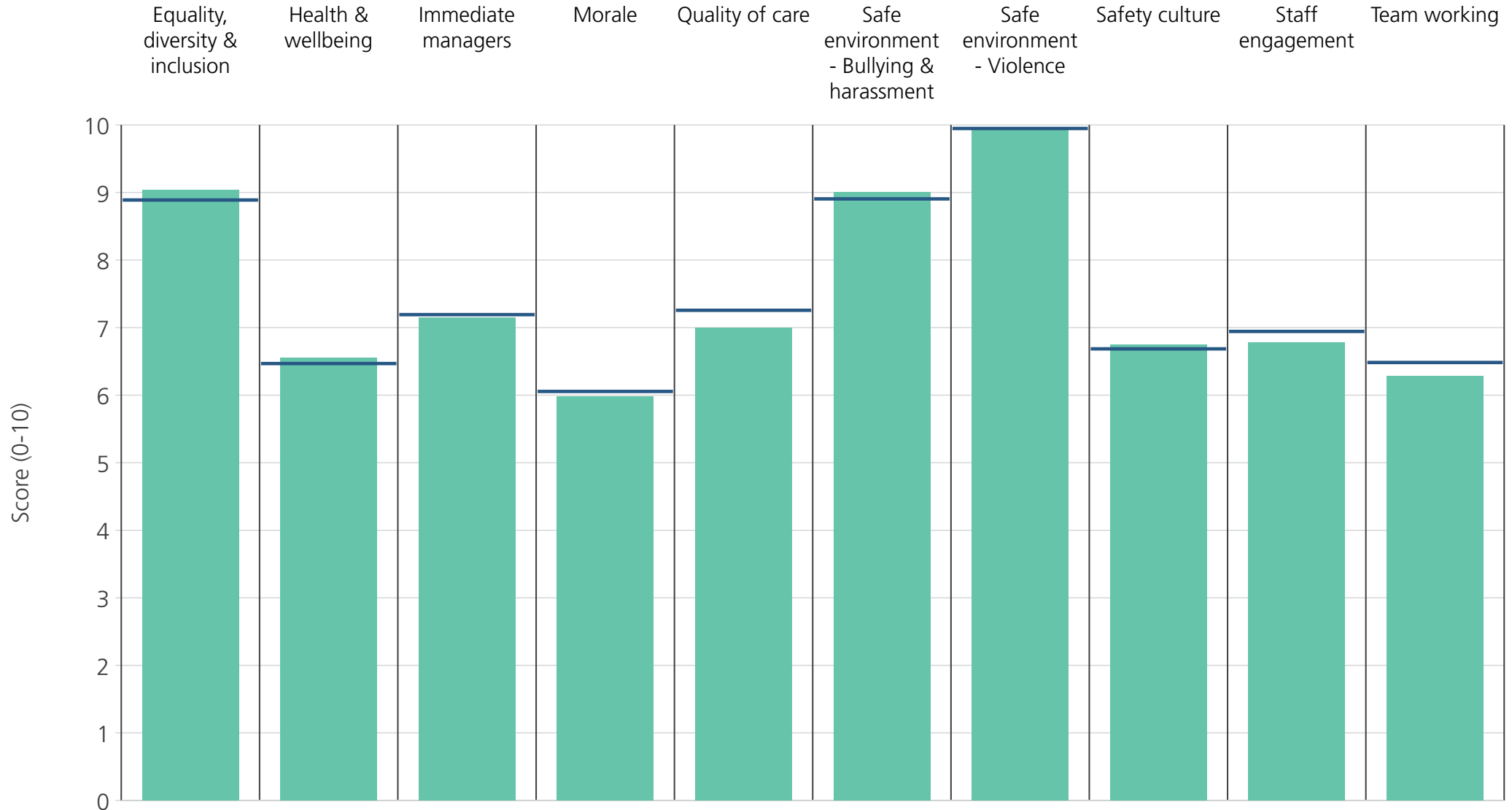


<b>Directorate</b>	8.5	5.8	7.0	5.6	7.1	8.6	9.9	6.0	6.8	5.6
<b>Your org</b>	8.9	6.5	7.2	6.1	7.3	8.9	9.9	6.7	6.9	6.5
<b>Responses</b>	31	31	31	31	17	31	31	31	31	31

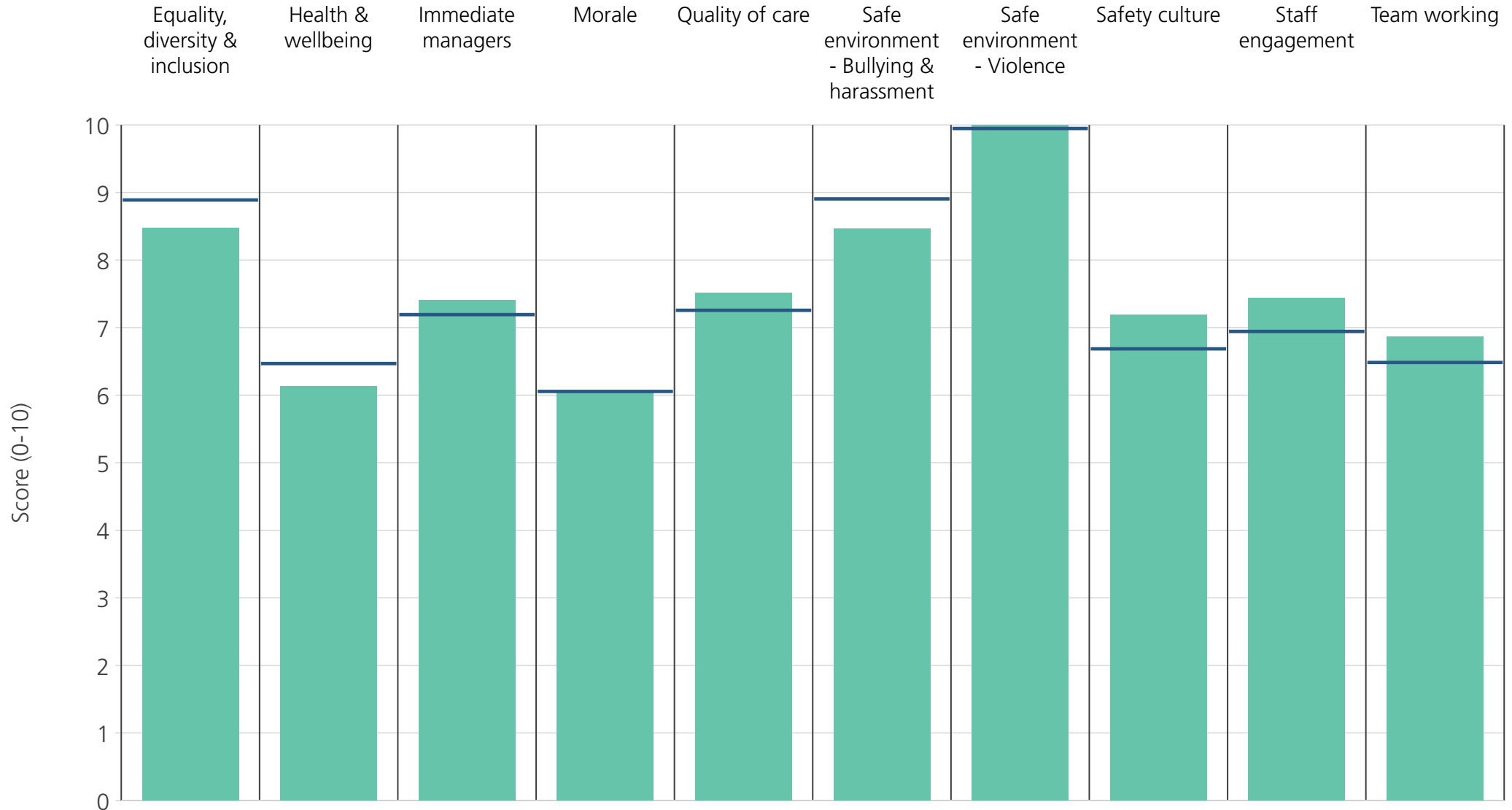




<b>Directorate</b>	9.1	6.8	6.1	6.0	7.1	9.0	10.0	6.5	6.7	6.0
<b>Your org</b>	8.9	6.5	7.2	6.1	7.3	8.9	9.9	6.7	6.9	6.5
<b>Responses</b>	26	27	27	27	17	26	27	26	27	27



<b>Directorate</b>	9.0	6.5	7.1	6.0	7.0	9.0	9.9	6.7	6.8	6.3
<b>Your org</b>	8.9	6.5	7.2	6.1	7.3	8.9	9.9	6.7	6.9	6.5
<b>Responses</b>	132	133	133	133	38	131	133	133	134	132



<b>Directorate</b>	8.5	6.1	7.4	6.0	7.5	8.5	10.0	7.2	7.4	6.9
<b>Your org</b>	8.9	6.5	7.2	6.1	7.3	8.9	9.9	6.7	6.9	6.5
<b>Responses</b>	40	41	42	40	30	39	41	40	42	41